

# Appendix



# **A Survey of Tennesseans Perceptions, Preferences, and Uses of the Forest Resource in Tennessee**

Human Dimensions Research Lab  
Department of Forestry, Wildlife and Fisheries  
The University of Tennessee, Institute of Agriculture

Susan M. Schexnayder  
J. Mark Fly  
April Griffin

October 18, 2009



### Introduction

To facilitate public input into Tennessee’s Forest Resource Assessment and Strategies, the Human Dimensions Research Lab at the University of Tennessee, Institute of Agriculture conducted a random survey of Tennessee households. This survey was preceded by a series of four public input meetings conducted throughout the state between late March and mid April, 2009. Topics of interest and concern to meeting participants were “tested” for pervasiveness among the randomly selected sample of Tennessee residents. The survey sought to determine the public’s awareness and perceptions of the forest resource in Tennessee, to elicit their preferences for forest uses and benefits, to determine the frequency of Tennessee’s use of forests and Tennessee State Forests, and to glean their awareness of and satisfaction with the Tennessee Division of Forestry.

### Methodology

The Human Dimensions Research Lab conducted a stratified random-digit-dial telephone survey between July and September 2009. The adult (18 years or older) in the household whose birthday was most recent was selected for survey. A total of 834 interviews were completed.

Roughly equal numbers of completed surveys were sought for each of five groups of Tennessee counties. The counties are grouped into population categories as follows:

- Group 1: >300,000
- Group 2: <300,000 and >100,000
- Group 3: <100,000 and >60,000
- Group 4: <60,000 and >25,000
- Group 5: <25,000

This county-group approach assures that perceptions and preferences of rural Tennesseans are represented in the data. The collected data is then weighted by gender and population to be representative of the actual population of Tennessee.

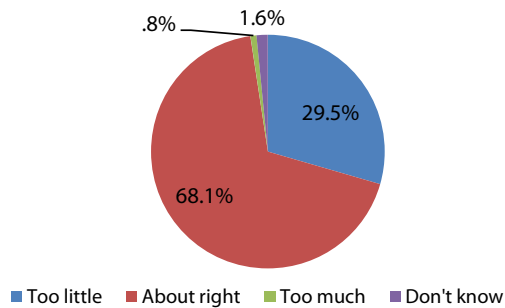
The overall survey has a margin of error of +/- 3.39 percent with a 95 percent level of confidence. Sample size for different sections of the survey ranged from 827 to 263, the low being responses to the activities at State Forests section. The margin of

error ranges from +/-3.4 percent to +/-4.9 percent, except for the State Forest Activities section where margin of error is +/- 6.0 percent.

### Public Perceptions of the Forest Resource

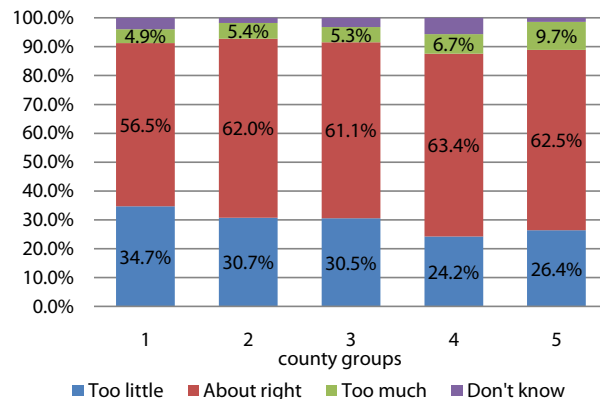
Tennesseans perceive there to be less forest land in Tennessee than there actually is. Tennesseans, on average, indicated Tennessee is 43 percent forest land compared to the 52 percent it actually is. About 55 percent of Tennesseans believe that the state is less than 42 percent forested or wooded (10 percentage points below the actual). When asked if 52 percent was too much or too little, over two-thirds (68%) indicated it was about right, while 30 percent said it was too little (Figure 51). There was little variation among county groups.

Figure 51. Tennesseans’ perceptions of amount of forest land in Tennessee



Sixty percent (60%) thought the amount of forest land owned by state, federal, and local governments was about right, while 30 percent indicated it was too little. However, residents of urban counties (County Group 1) are more likely than residents of rural counties (County Groups 4 and 5) to perceive that the amount of forest land held by governments is too little (Figure 52). On the other hand, sixty-

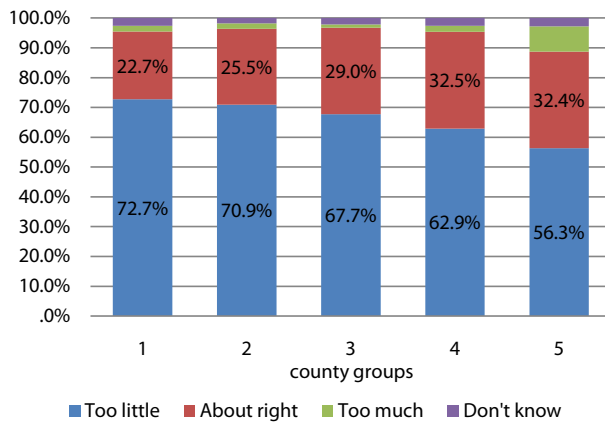
Figure 52. Perceptions of amount of forest land owned by state, Federal and local governments



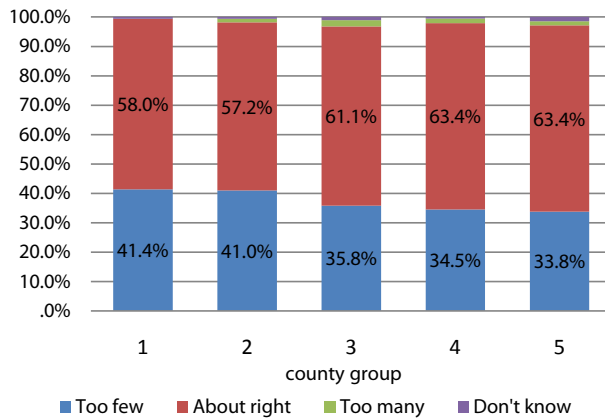


eight percent (68%) of Tennesseans thought the amount of forest land held in reserve in parks and wilderness areas where timber harvesting is not allowed is too little, while 27 percent said it is about right. Again, there is difference between urban and rural residents, with a larger percentage of urban residents perceiving the amount held in reserve as too little (Figure 53). When considering the trees in their town or city, thirty-eight percent (38%) of survey respondents thought there were too few and sixty percent (60%) thought the number was about right. An urban-rural difference again occurs: a larger percentage of urban residents perceived their city to have too few trees (Figure 54).

**Figure 53. Perception of percent of reserved forest land**



**Figure 54. Perception of number of trees in towns and cities**





### Perceptions of Tennessee’s Forests and Forest Benefits

Using a scale of 1 – 5, where 1 is “not at all important” and 5 is “extremely important,” survey respondents indicated whether and how forests are important in Tennessee. The questions were phrased “How important is/are...” or “How important is it that...” The results are summarized in Figure 55. “Managing forests to keep them healthy” has the highest mean score at 4.69. Other sections of the survey suggest that Tennesseans are especially concerned about two issues that are addressed at least in part through forest management: 1) wildfire and 2) pests, diseases and invasive plants. In contrast to “forest management,” “timber harvesting to keep forests healthy” has the lowest mean score (3.83). Respondents also recognized forests as important in making our state livable (4.61) and attractive to tourists (4.62). The only item on which a rural-urban difference occurs is the question “How important are forests that produce timber and

other forest products to Tennessee’s economy?” The mean scores for County Groups 1 through 5 in order are 3.75, 3.78, 3.81, 4.06, and 4.20, showing that rural residents perceive the forest products resource of Tennessee as more important to the state’s economy than do urban residents. ANOVA analysis shows significance at  $p = .04$ .

Using the same 1 to 5 scale, survey respondents also indicated how important particular forest-related benefits were to them. These results are summarized in Figure 56. Clean water (mean score of 4.80) and wildlife habitat (4.73) were the most important benefits, while having opportunities for motorized recreation was the least important forest benefit (2.9). While some variation occurs among county groups, only two benefits show appreciable (but not significant) differences. They are “income for landowners from timber harvesting” and “recreation opportunities with motorized vehicles” where in both cases the benefits are rated more important by rural residents than urban residents.

Figure 55. Importance of Tennessee forests

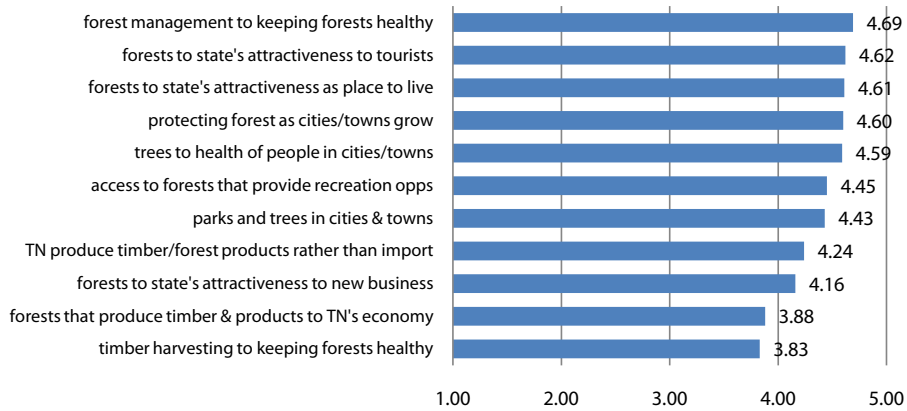
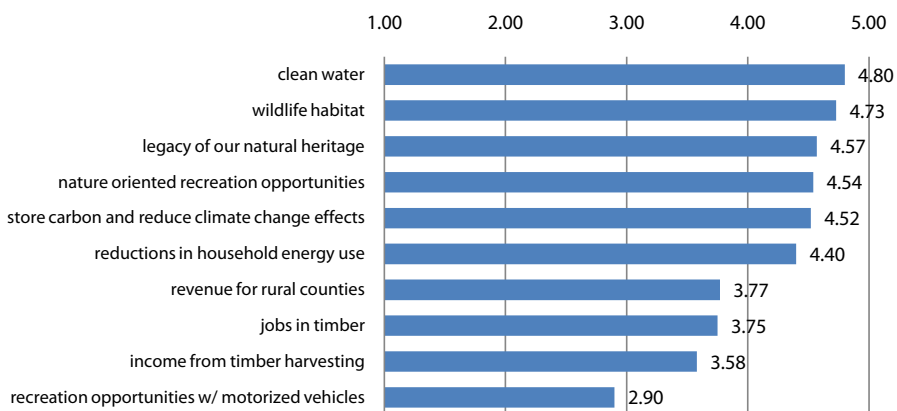


Figure 56. Importance of forest benefits





### General Forest Use

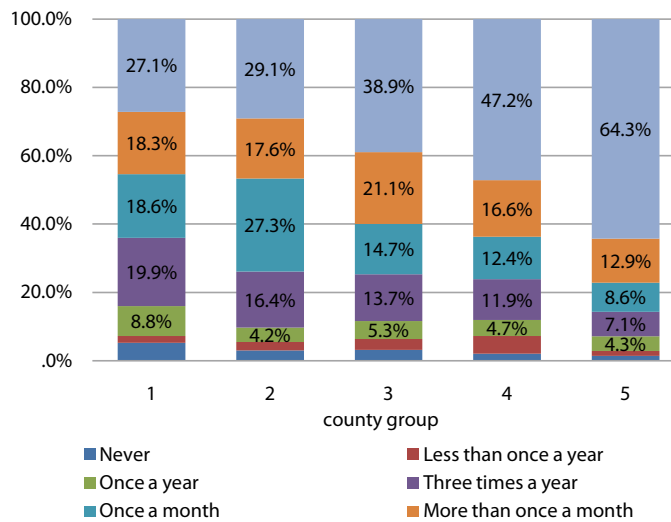
The frequency of visits to forested or wooded areas, including forested areas in cities or towns, is shown in Table 22. Thirty-six percent (36%) of

Tennesseans, including the 15 percent of Tennesseans that report they live in a forested or wooded area, are in a forest almost every day. Another 50 percent of respondents visit a forested area more than once a year. One third (33%) of Tennesseans report that the forested area they most frequently visit is in a city or town. Figure 57 shows the frequency of visits to forested areas by county group, where county group 1 is the most urban of TN counties and county group 5 is the most rural of Tennessee counties. The percentage of rural residents that visit forests every day is much larger than the percentage of urban residents. Recreation or relaxation is the primary reason for visiting a forested area for 69 percent of Tennesseans. The next most frequently cited reason (15%) is living in a forested area (Figure 58).

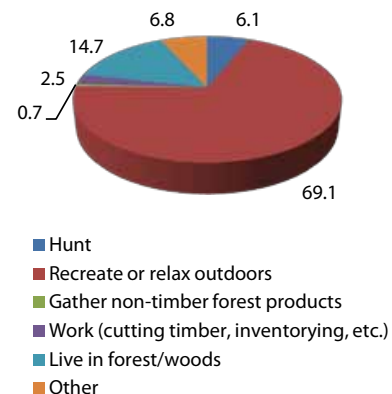
**Table 22. Frequency of visits to forested areas (n=826)**

Frequency	Percent
Never	3.5
Less than once a year	2.9
Once a year	6.1
Three times a year	15.4
Once a month	17.6
More than once a month	17.4
Almost every day	36.4
Total	100.0

**Figure 57. Frequency of visits to forested areas, by county group**



**Figure 58. Primary reasons Tennesseans spend time in forested areas**





### State Forest Visitation

Seventy-four percent (74%) of respondents indicated they had visited a State Forest. Another 6.4 percent of respondents indicated they “thought” they had visited a State Forest. Forty-four percent (44%) of these respondents can identify the forest they visited, but only 11 percent of those who visited a TN State Forest can name the Forest outright, i.e., without being read a list of the State Forests. Seventy-six percent (76%) of respondents’ most recent visits to Tennessee State Forests have occurred within the last three years; 41 percent of the most recent visits occurred between January and September 2009.

Based on these reported visitation rates, we very conservatively estimate that 218,473 Tennesseans (or 4.8% of the adult population) visited or

will visit a Tennessee State Forest in 2009, for a total of between 4,627,000 and 6,159,000 trips. This estimate is based on the small percentage of total respondents (3.8%) who visited a State Forest and could name the Forest they visited. Of the total trips, 76.1 percent of them are repeat visits made by individuals who say they visit a State Forest more than once a month or almost every day. Making a less conservative estimate is problematic because so many respondents could only identify the State Forest they visited when they were read a list and because there is likely some confusion between similarly named State Forests and State Parks (six share a name) and a National Parkway (Natchez Trace, which more respondents identified as the State Forest they last visited than any other). Nevertheless, if we use the percentage of respondents who visited a State Forest and picked it from a list of Forests, the estimate would be 798,792 adult visitors (or 17.5% of the

adult population), taking between 16,917,000 and 22,520,000 trips to Tennessee State Forests in 2009.

Table 24 shows the State Forests most recently visited by respondents, while Figure 59 shows the activities they participated in while visiting. Nearly all visitors report that they enjoy nature (97%), view wildlife (83%), drive for pleasure (82%), and walk or hike (78%) while visiting Tennessee State Forests. Tennessee’s State Forests provide primarily dispersed outdoor recreation opportunities compared to Tennessee State Parks that often have both centralized activities with numerous facilities as well as dispersed activities. Other activities are relatively less popular but still represent the activity of thousands of visitors. Many of these activities are similar to those enjoyed by State Park visitors except for hunting and off-highway vehicle riding that typically are not allowed in State Parks.

**Table 23. Frequency of visits to TN State Forests**

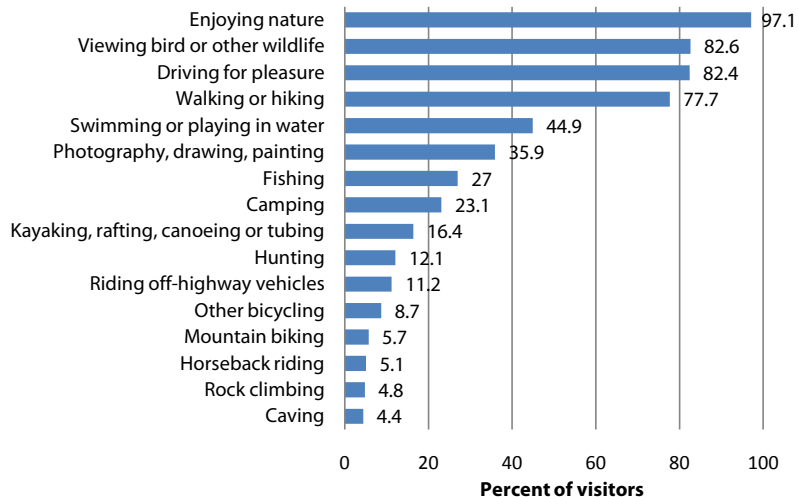
Frequency of visits	Percent of respondents*
Less than once a year	2.1
Once a year	15.2
Three times a year	49.5
Once a month	18.1
More than once a month	10.5
Almost every day	4.6
<b>Total</b>	<b>100.0</b>

**Table 24. Distribution of “most recent” visits to State Forests**

State Forest	Percent
Natchez Trace	33.9
Cedars of Lebanon	16.6
Chickasaw	14.3
Prentice Cooper	5.4
Chuck Swan	4.9
Lone Mountain	3.9
Bledsoe	3.9
Pickett	3.6
Scott	3.3
Standing Stone	3.2
Martha Sundquist	2.9
Franklin	2.1
Stewart	1.2
Lewis	0.8
John Tully	0.0
<b>Total</b>	<b>100.0</b>

\* Includes only visitors who could identify the State Forest they visited

**Figure 59. Activities of visitors to Tennessee State Forests**





## Forest and Non-forest Landowners

Survey respondents owned between 0 and 4,000 acres of undeveloped land, i.e., land that has no structures built and no improvements for development. The mean acreage owned was 16.9 acres. Seventy percent (70%) of respondents owned less than 2 acres of undeveloped land. Of these respondents, 91 percent have a yard with trees. Ninety percent of respondents who owned more than two acres of undeveloped land had at least two acres in forests. The mean number of acres in forests or woods is 37.6 with a range from 0 to 1,600. The survey queried these “forest landowners” about how

they used and managed their forest land. Twenty-six percent (26%) had sold timber from their land, forty-five percent (45%) actively manage their land, and 26% participate in the Tennessee Greenbelt Program.

Forest landowners and non-landowners alike were asked from whom they sought information and assistance about their forest land (for forest landowners) or the trees in their yards (for non-forest landowners who own a yard with trees). The frequency of use of those information sources is summarized in Table 25.

**Table 25. Sources of information and assistance tapped by forest landowners and non-forest landowners**

Sources of information and assistance	Forest landowners who use this source (%)	Non-forest landowners who use this source (%)
Tennessee Division of Forestry forester	26.6	0
University of Tennessee or Tennessee State University Extension agents or web site	35.2	18.8
Private consulting forester	10.3	11.5
Timber industry forester	6.9	1.9
Logger or miller	18.4	4.9
Another forest landowner	29.7	na
Friend or family member	59	54.3
The internet (other than Extension web sites)	27.3	39.2
Local tree and plant nursery	na	49.4
Arborist or tree care business	na	27.1
Landscape architect	na	23.2
Other	3.2	12.3






### Urban forested areas

Survey respondents were asked whether they opposed or supported specific urban tree strategies. Respondents made their assessment relative to the town or city where they live or in which they do most of their shopping or errands. Figure 60 shows the mean support/opposition to the strategy, where 1 was “strongly oppose,” 3 was “neither support nor oppose,” and 5 was “strongly support.” Table 26 reveals which strategies drew the greatest opposition and support. Planting more trees, better maintaining existing trees, and better planning development to allow trees adequate space to grow have the highest mean scores, and received the least opposition with less than 2.7 percent of respondents expressing opposition. The two strategies that would restrict activity on private land received the strongest opposition. “Having a tree ordinance or other similar regulations that requires a certain number and type of trees be planted on new development” and “restricting tree removal on land being developed” were opposed by 18.7 percent and 15.9 percent of respondents, respectively. There were no significant differences between respondents in urban and rural settings with respect to their support for/opposition to urban tree strategies.

**Figure 60. Mean support/opposition to urban tree strategies**



**Table 26. Opposition and support to urban tree strategies**

Strategy	Strongly oppose	Oppose	Neither support nor oppose	Support	Strongly support
Planting more trees	1.5	2.2	3.1	46.0	47.2
Better maintaining existing trees	1.1	2.0	7.3	48.3	41.2
Removing hazardous trees	1.4	3.3	6.3	53.3	35.7
Topping off trees near power lines	7.5	7.1	14.3	49.3	21.8
Having a tree ordinance or other similar regulations to protect trees on public property & rights of way	2.0	7.7	11.4	49.3	29.6
Restricting tree removal on land being developed	3.9	12.0	15.5	39.4	30.1
Better planning of development to allow trees adequate space to grow	1.0	1.3	6.0	54.4	37.2
Providing information about my community's trees (such as tree inventories)	2.4	7.5	19.9	51.1	19.1
Having a tree ordinance or other similar regulations that requires a certain number and type of trees be planted on new development	4.2	14.5	12.6	41.9	26.8



### TN Division of Forestry

In this section, respondents were queried on their awareness and approval of the Tennessee Division of Forestry. Forty-three percent (43%) of respondents indicated they were not at all familiar with the Tennessee Division of Forestry. Only those respondents who did indicate some familiarity with the Division of Forestry were asked subsequent approval questions. Their responses are summarized in Table 27. Satisfaction overall and with protection of private property from wildfire is much higher than satisfaction with the Division’s communication with the public about forestry issues, yet a majority of Tennesseans are satisfied with all three aspects.

**Table 27. Public’s satisfaction with the Tennessee Division of Forestry**

Degree of satisfaction	Overall	Communicating with public about forestry issues	Protecting private property from wildfire
Very or somewhat dissatisfied	4.7%	19.5%	3.9%
Neither dissatisfied or satisfied	22.1%	23.1%	12.2%
Somewhat or very satisfied	70.9%	51.7%	71.8%
Don’t know	2.2%	5.7%	12.1%

\*This includes only respondents who said had some familiarity with the Tennessee Division of Forestry



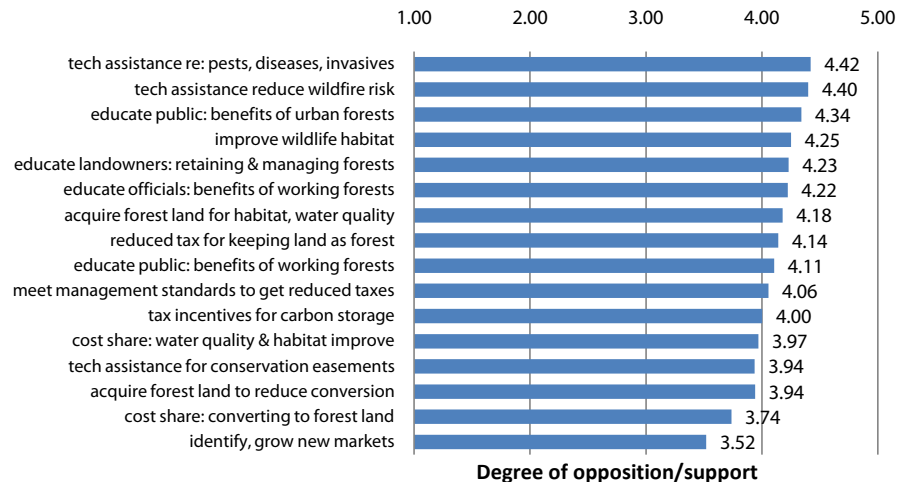
### Strategies

The survey asked respondents how much or little they would support the State of Tennessee using its resources, including staff and money, on a number of strategies to build awareness, improve management, promote conservation, etc. Responses are summarized in Table 28 and Figure 61. Providing technical assistance to address pests and invasive and to reduce wildfire risk have the highest mean score and the least opposition. Conversely, nineteen percent (19%) of respondents opposed “identifying new markets” and another 22% were ambivalent about the strategy. Four other strategies were opposed by just over 11% of respondents. Among them was “cost share for converting open land to forest land,” where cost share was defined as “allowing the state or federal government to share the costs with forest landowners to do ...” which was opposed by 11.4% of respondents. The other three were “acquiring forest land to reduce land conversion” (11.5% opposed), “providing forest landowners with state or federal tax incentives to actively manage their forests to store carbon and reduce green house gases and reduce climate change effects” (11.3% opposed), and “providing technical assistance to private landowners who want to place restriction on future development on their forest land, commonly called conservation easements” (11.5% opposed).

**Table 28. Public’s opposition to or support for forest strategies**

Strategy	Oppose or strongly oppose	Neither support nor oppose	Support or strongly support
reduced tax for keeping land as forest	8.4	7.3	84.3
meet management standards to get reduced taxes	8.4	10.0	81.6
cost share: converting to forest land	11.4	18.9	69.7
cost share: water quality & habitat improve	9.0	9.7	81.3
acquire forest land to reduce conversion	11.5	12.2	76.4
acquire forest land for habitat, water quality	6.4	9.4	84.1
tech assistance re: pests, diseases, invasives	1.8	3.5	94.6
tech assistance reduce wildfire risk	1.5	5.6	92.9
educate public: benefits of working forests	5.1	10.8	84.1
educate public: benefits of urban forests	3.1	5.6	91.3
educate landowners: retaining & managing forests	2.3	5.8	91.9
educate elected officials: benefits of working forests	4.5	8.5	87.0
tax incentives for carbon storage	11.3	9.9	78.9
identify, grow new markets	18.7	21.8	59.4
tech assistance for conservation easements	11.5	12.0	76.5
improve wildlife habitat	4.0	9.0	86.9

**Figure 61. Public support for awareness, assistance and conservation strategies**





# Tennessee Department of Agriculture Division of Forestry

## Forest Resource Strategy Program Matrix



**2010**

APPENDIX





## TDF Forest Resource Strategy Program Matrix

STATE		FEDERAL																											
STRATEGY INDEX	STRATEGY DESCRIPTION	URBAN FOREST MANAGEMENT	FOREST RESOURCE MANAGEMENT	FOREST RESOURCE PROTECTION	FOREST BUSINESSES	DATA & TECHNOLOGY	ENVIRONMENTAL AFFAIRS	STATE FORESTS	REFORESTATION	TAEP	CFM-URBAN FORESTRY	CFM-FOREST STEWARDSHIP	CFM-FOREST LEGACY	CFH - COOP FOREST HEALTH	CFH - FOREST HEALTH MONITORING	CFH - SUDEDEDEN OAK DEATH	CFH - HEMLOCK WOOLLY ADELGID	CFH - EMERALD ASH BORER	CFH - SOUTHERN PINE BEETLE	CFH-GYPSY MOTH ERADICATION	APHIS - GYPSY MOTH SURVEY	APHIS - GYPSY MOTH DELIMITING	CFF - NON-NATIVE INVASIVE PLANTS	CFF - STATE FIRE ASSISTANCE	CFF - STATE FIRE ASSISTANCE-P	CFF - STATE FIRE ASSISTANCE-H	CFF - VOLUNTEER FIRE ASSISTANCE		
3.2.4.	Develop and implement or support information and education programs that publicize benefits of urban and rural forests.																												
3.3.7.																													
3.4.6.																													
3.5.6.																													
4.1.3.																													
4.2.5.																													
4.3.3.																													
4.4.5.			•	•				•	•			•	•																
5.1.5.																													
5.2.8.																													
5.3.5.																													
6.1.6.																													
6.2.6.																													
6.3.3.																													
6.5.1.																													
2.2.1.	Develop and support initiatives to establish or maintain forest cover that protects public water supply watersheds and streams.	•	•	•			•		•	•	•	•																	



## TDF Forest Resource Strategy Program Matrix

STRATEGY INDEX	STRATEGY DESCRIPTION	STATE								FEDERAL																		
		URBAN FOREST MANAGEMENT	FOREST RESOURCE MANAGEMENT	FOREST RESOURCE PROTECTION	FOREST BUSINESSES	DATA & TECHNOLOGY	ENVIRONMENTAL AFFAIRS	STATE FORESTS	REFORESTATION	TARP	CFM-URBAN FORESTRY	CFM-FOREST STEWARDSHIP	CFM-FOREST LEGACY	CFH - COOP FOREST HEALTH	CFH - FOREST HEALTH MONITORING	CFH - SUDEDEDEN OAK DEATH	CFH - HEMLOCK WOOLLY ADELGID	CFH - EMERALD ASH BORER	CFH - SOUTHERN PINE BEETLE	CFH-GYPSY MOTH ERADICATION	APHIS - GYPSY MOTH SURVEY	APHIS - GYPSY MOTH DELIMITING	CFF - NON-NATIVE INVASIVE PLANTS	CFF - STATE FIRE ASSISTANCE	CFF - STATE FIRE ASSISTANCE-P	CFF - STATE FIRE ASSISTANCE-H	CFF - VOLUNTEER FIRE ASSISTANCE	
2.3.3.	Develop continuing education programs for private consulting foresters to encourage preparation of forest stewardship plans that address: forest health, intermediate stand practices, aesthetics and non-native invasives.																											
3.1.2.																												
3.3.2.																												
3.4.2.																												
3.5.2.																												
3.6.4.																												
3.7.2.			•	•		•	•			•			•	•										•				
5.1.2.																												
5.2.2.																												
6.1.2.																												
6.2.2.																												
6.3.2.																												
7.2.2.																												
1.5.1.	Develop or support initiatives to maintain or restore historic diversity within ecoregions by maintaining or reestablishing native forest tree species.																											
2.3.6.		•					•	•	•	•	•													•				
7.1.5.																												
1.4.1.																												
1.1.4.	Develop proactive monitoring processes for early detection of forest health problems.	•	•	•		•	•		•	•		•	•	•	•	•	•	•	•	•	•	•	•					
1.3.4.																												
1.4.3.																												



## TDF Forest Resource Strategy Program Matrix

STATE		FEDERAL																									
STRATEGY INDEX	STRATEGY DESCRIPTION	URBAN FOREST MANAGEMENT	FOREST RESOURCE MANAGEMENT	FOREST RESOURCE PROTECTION	FOREST BUSINESSES	DATA & TECHNOLOGY	ENVIRONMENTAL AFFAIRS	STATE FORESTS	REFORESTATION	TAEP	CFM-URBAN FORESTRY	CFM-FOREST STEWARDSHIP	CFM-FOREST LEGACY	CFH - COOP FOREST HEALTH	CFH - FOREST HEALTH MONITORING	CFH - SUDEDEDEN OAK DEATH	CFH - HEMLOCK WOOLLY ADELGID	CFH - EMERALD ASH BORER	CFH - SOUTHERN PINE BEETLE	CFH-GYPSY MOTH ERADICATION	APHIS - GYPSY MOTH SURVEY	APHIS - GYPSY MOTH DELIMITING	CFF - NON-NATIVE INVASIVE PLANTS	CFF - STATE FIRE ASSISTANCE	CFF - STATE FIRE ASSISTANCE-P	CFF - STATE FIRE ASSISTANCE-H	CFF - VOLUNTEER FIRE ASSISTANCE
1.4.4. 1.1.6. 1.5.4. 3.4.3. 3.5.3. 3.6.5. 3.7.3. 5.1.3. 5.2.6.	Develop vendor services infrastructure capable of implementing applicable forest management prescriptions		•		•			•	•			•															
1.1.1 1.3.1. 3.1.3. 5.2.3.	Diversify the age structure and species composition of the forest by utilizing science based forest stand regeneration practices.		•				•	•	•	•		•															
2.2.4. 2.4.4. 5.2.7. 6.7.3.	Educate loggers about forestry BMP's and other important emerging issues.		•	•			•					•															
3.3.6. 4.1.5. 4.2.4. 4.3.2. 4.4.3. 6.4.4. 6.5.4. 6.6.5.	Educate state and local planning officials on development issues at the wildland-urban interface.	•	•	•			•				•	•															





## TDF Forest Resource Strategy Program Matrix

STRATEGY INDEX	STRATEGY DESCRIPTION	STATE								FEDERAL																		
		URBAN FOREST MANAGEMENT	FOREST RESOURCE MANAGEMENT	FOREST RESOURCE PROTECTION	FOREST BUSINESSES	DATA & TECHNOLOGY	ENVIRONMENTAL AFFAIRS	STATE FORESTS	REFORESTATION	TARP	CFM-URBAN FORESTRY	CFM-FOREST STEWARDSHIP	CFM-FOREST LEGACY	CFH - COOP FOREST HEALTH	CFH - FOREST HEALTH MONITORING	CFH - SUDEDEDEN OAK DEATH	CFH - HEMLOCK WOOLLY ADELGID	CFH - EMERALD ASH BORER	CFH - SOUTHERN PINE BEETLE	CFH-GYPSY MOTH ERADICATION	APHIS - GYPSY MOTH SURVEY	APHIS - GYPSY MOTH DELIMITING	CFF - NON-NATIVE INVASIVE PLANTS	CFF - STATE FIRE ASSISTANCE	CFF - STATE FIRE ASSISTANCE-P	CFF - STATE FIRE ASSISTANCE-H	CFF - VOLUNTEER FIRE ASSISTANCE	
7.1.4. 7.2.6. 7.3.6.	Emphasize the role forestland plays in providing habitat for greatest conservation need animal and plant species.		•				•	•			•																	
1.5.3. 7.3.7.	Encourage and support native plant inventories and studies on state and private forestlands where native plant species knowledge is lacking.		•				•	•			•																	
3.8.2. 3.9.3. 6.4.2.	Encourage at risk communities to engage in community level fire prevention planning.	•	•	•		•	•			•	•													•		•		
1.1.3. 1.4.2. 1.5.2.	Ensure forest management practice recommendations include appropriate measures that exclude, limit or eradicate non-native forest pests (diseases, plants and animals).	•	•	•		•	•	•		•	•		•	•									•					
2.4.1.	Ensure landowners receive applicable technical assistance in identifying opportunities to create, enhance and maintain riparian buffers.	•	•	•		•		•	•	•	•																	
3.3.3. 3.5.5. 7.3.4.	Establish forested N-S corridors at the landscape scale with wider riparian zones and mixed hardwood corridors.	•	•			•		•	•	•	•	•																
6.1.3. 6.2.3.	Expand and support targeted educational opportunities, such as Tennessee Healthy Hardwoods field days, for forest landowners.		•			•	•			•	•																	



## TDF Forest Resource Strategy Program Matrix

STATE		FEDERAL																										
STRATEGY INDEX	STRATEGY DESCRIPTION	URBAN FOREST MANAGEMENT	FOREST RESOURCE MANAGEMENT	FOREST RESOURCE PROTECTION	FOREST BUSINESSES	DATA & TECHNOLOGY	ENVIRONMENTAL AFFAIRS	STATE FORESTS	REFORESTATION	TAEP	CFM-URBAN FORESTRY	CFM-FOREST STEWARDSHIP	CFM-FOREST LEGACY	CFH - COOP FOREST HEALTH	CFH - FOREST HEALTH MONITORING	CFH - SUDEDEDEN OAK DEATH	CFH - HEMLOCK WOOLLY ADELGID	CFH - EMERALD ASH BORER	CFH - SOUTHERN PINE BEETLE	CFH-GYPSY MOTH ERADICATION	APHIS - GYPSY MOTH SURVEY	APHIS - GYPSY MOTH DELIMITING	CFF - NON-NATIVE INVASIVE PLANTS	CFF - STATE FIRE ASSISTANCE	CFF - STATE FIRE ASSISTANCE-P	CFF - STATE FIRE ASSISTANCE-H	CFF - VOLUNTEER FIRE ASSISTANCE	
1.1.5. 1.3.3. 3.1.5. 3.3.5. 3.5.4. 3.7.6. 5.2.5.	Expand markets for hardwood forest products, including biomass, biofuels, and urban waste wood.	●			●																							
4.1.4. 4.2.2.	Explore the feasibility of developing storm water mitigation programs through urban forestry.	●	●	●			●		●	●	●	●																
4.4.2.	Identify local and state government authorities/roles in enforcing laws/exemptions that play a role in directing land use change.	●	●				●				●	●																
2.4.2. 3.4.5.	Implement and support Farm Bill initiatives and other programs that enhance water quality and aquatic habitat benefits by establishing or improving forested riparian buffers.	●	●				●		●	●	●	●																
1.2.1. 2.3.4. 3.3.4. 7.3.3.	Improve ecological health by establishing connectivity between local, state and federal publicly owned properties where practical.							●						●														
7.1.2. 7.2.4. 7.3.1.	Incorporate wildlife friendly practices and activities into appropriate federal and state cost-share and incentive programs.	●	●				●		●	●	●	●																



## TDF Forest Resource Strategy Program Matrix

STRATEGY INDEX	STRATEGY DESCRIPTION	STATE							FEDERAL																					
		URBAN FOREST MANAGEMENT	FOREST RESOURCE MANAGEMENT	FOREST RESOURCE PROTECTION	FOREST BUSINESSES	DATA & TECHNOLOGY	ENVIRONMENTAL AFFAIRS	STATE FORESTS	REFORESTATION	TAEF	CFM-URBAN FORESTRY	CFM-FOREST STEWARDSHIP	CFM-FOREST LEGACY	CFH - COOP FOREST HEALTH	CFH - FOREST HEALTH MONITORING	CFH - SUDEDEDEN OAK DEATH	CFH - HEMLOCK WOOLLY ADELGID	CFH - EMERALD ASH BORER	CFH - SOUTHERN PINE BEETLE	CFH-GYPSY MOTH ERADICATION	APHIS - GYPSY MOTH SURVEY	APHIS - GYPSY MOTH DELIMITING	CFF - NON-NATIVE INVASIVE PLANTS	CFF - STATE FIRE ASSISTANCE	CFF - STATE FIRE ASSISTANCE-P	CFF - STATE FIRE ASSISTANCE-H	CFF - VOLUNTEER FIRE ASSISTANCE			
3.9.1.	Increase ability of volunteer fire departments to better suppress wildland fire.			•																					•	•		•		
2.2.2.	Increase awareness of the benefits of forested watersheds and wetlands for providing sustainable and quality drinking water supply.																													
6.1.5.		•	•	•			•	•	•	•	•	•																		
6.2.5.																														
6.6.2.																														
5.1.6.	Increase awareness of, and participation in, emerging forest certification programs and markets among private consulting foresters.		•		•		•	•			•																			
2.2.3.	Increase proper use of forestry BMP's.		•	•			•	•		•	•																			
6.7.2.																														
2.3.2	Increase the capacity to provide forest landowners with comprehensive, multi-resource forest management planning.																													
3.1.1.																														
3.3.1.																														
3.4.1.																														
3.5.1.																														
3.6.3.																														
3.7.1.			•			•					•																			
5.1.1.																														
5.2.1.																														
6.1.1.																														
6.2.1.																														
6.3.1.																														
7.2.1.																														



## TDF Forest Resource Strategy Program Matrix

STATE		FEDERAL																										
STRATEGY INDEX	STRATEGY DESCRIPTION	URBAN FOREST MANAGEMENT	FOREST RESOURCE MANAGEMENT	FOREST RESOURCE PROTECTION	FOREST BUSINESSES	DATA & TECHNOLOGY	ENVIRONMENTAL AFFAIRS	STATE FORESTS	REFORESTATION	TAEP	CFM-URBAN FORESTRY	CFM-FOREST STEWARDSHIP	CFM-FOREST LEGACY	CFH - COOP FOREST HEALTH	CFH - FOREST HEALTH MONITORING	CFH - SUDEDEN OAK DEATH	CFH - HEMLOCK WOOLLY ADELGID	CFH - EMERALD ASH BORER	CFH - SOUTHERN PINE BEETLE	CFH-GYPSY MOTH ERADICATION	APHIS - GYPSY MOTH SURVEY	APHIS - GYPSY MOTH DELIMITING	CFF - NON-NATIVE INVASIVE PLANTS	CFF - STATE FIRE ASSISTANCE	CFF - STATE FIRE ASSISTANCE-P	CFF - STATE FIRE ASSISTANCE-H	CFF - VOLUNTEER FIRE ASSISTANCE	
5.1.4.	Investigate applicability of different certification systems for Tennessee forest landowners.		•		•		•	•				•																
1.1.2 1.3.2 3.1.4 5.2.4.	Maintain tree growth by utilizing science based forest stand intermediate treatments.		•				•	•				•																
2.3.7 4.1.1 6.5.2.	Make urban communities more energy efficient through maintaining/increasing tree canopy.	•				•			•		•																	
6.1.4 6.2.4.	Market the services of private forestry consultants.		•		•		•				•																	
5.3.2 5.4.3.	Partner with the Department of Economic and Community Development to provide incentives that help retain our current forest products industry.				•																							
5.2.9 5.4.1 6.7.1.	Partner with the system of Tennessee Technology Centers to recruit, train, and retain employees for the forest products industry.				•																							
5.3.3 5.4.4.	Partner with the University of Tennessee Forest Products lab to address the technical and manufacturing needs of our current forest industry.				•																							



## TDF Forest Resource Strategy Program Matrix

STRATEGY INDEX	STRATEGY DESCRIPTION	STATE								FEDERAL																		
		URBAN FOREST MANAGEMENT	FOREST RESOURCE MANAGEMENT	FOREST RESOURCE PROTECTION	FOREST BUSINESSES	DATA & TECHNOLOGY	ENVIRONMENTAL AFFAIRS	STATE FORESTS	REFORESTATION	TAEF	CFM-URBAN FORESTRY	CFM-FOREST STEWARDSHIP	CFM-FOREST LEGACY	CFH - COOP FOREST HEALTH	CFH - FOREST HEALTH MONITORING	CFH - SUDEDEDEN OAK DEATH	CFH - HEMLOCK WOOLLY ADELGID	CFH - EMERALD ASH BORER	CFH - SOUTHERN PINE BEETLE	CFH-GYPSY MOTH ERADICATION	APHIS - GYPSY MOTH SURVEY	APHIS - GYPSY MOTH DELIMITING	CFF - NON-NATIVE INVASIVE PLANTS	CFF - STATE FIRE ASSISTANCE	CFF - STATE FIRE ASSISTANCE-P	CFF - STATE FIRE ASSISTANCE-H	CFF - VOLUNTEER FIRE ASSISTANCE	
2.3.1. 5.3.6.	Promote ecosystem services provided by well-managed forests including clean air and water, wildlife habitat, soil conservation, biodiversity, carbon storage and aesthetics through a strong network to implement programs and provide education and outreach.	•	•				•			•	•																	
5.3.4. 5.4.5.	Promote forest products utilization technology transfer as a means to help our current forest products industry remain competitive.				•																							
2.1.3. 3.2.3. 4.3.4. 6.1.7. 6.6.1.	Promote forest recreation and tourism for the social, psychological, physical, spiritual, educational and economical well-being of citizens and communities.							•																				
3.7.4.	Provide tax and estate planning opportunities for forest landowners.		•		•		•				•																	
4.2.1. 4.4.1.	Provide technical assistance to local and state planning commissions and boards.	•	•	•			•			•	•													•		•		
3.7.5.	Pursue changes in state and federal tax codes to provide more favorable taxation of forestland.		•		•		•				•																	
2.3.5. 7.3.5.	Restore and protect unique forest habitats (i.e. savannahs, cave openings, wetlands, rock outcrops, bogs, spring/seeps, glades, balds, and vernal pools).		•				•	•			•																	

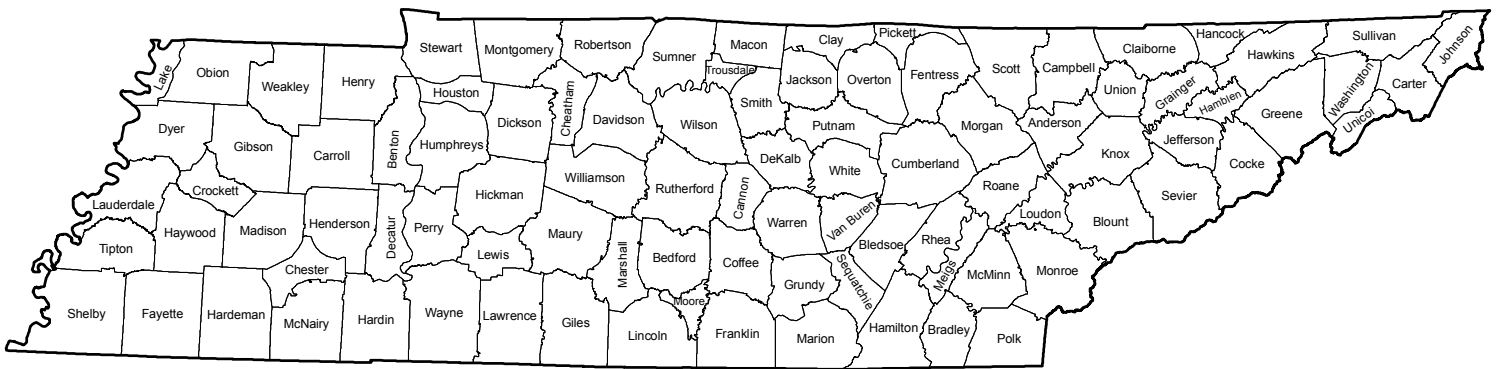


## TDF Forest Resource Strategy Program Matrix

STRATEGY INDEX		STRATEGY DESCRIPTION		STATE								FEDERAL																		
				URBAN FOREST MANAGEMENT	FOREST RESOURCE MANAGEMENT	FOREST RESOURCE PROTECTION	FOREST BUSINESSES	DATA & TECHNOLOGY	ENVIRONMENTAL AFFAIRS	STATE FORESTS	REFORESTATION	TAEP	CFM-URBAN FORESTRY	CFM-FOREST STEWARDSHIP	CFM-FOREST LEGACY	CFH - COOP FOREST HEALTH	CFH - FOREST HEALTH MONITORING	CFH - SUDEDEN OAK DEATH	CFH - HEMLOCK WOOLLY ADELGID	CFH - EMERALD ASH BORER	CFH - SOUTHERN PINE BEETLE	CFH-GYPSY MOTH ERADICATION	APHIS - GYPSY MOTH SURVEY	APHIS - GYPSY MOTH DELIMITING	CFF - NON-NATIVE INVASIVE PLANTS	CFF - STATE FIRE ASSISTANCE	CFF - STATE FIRE ASSISTANCE-P	CFF - STATE FIRE ASSISTANCE-H	CFF - VOLUNTEER FIRE ASSISTANCE	
1.2.2.	Stop and reverse the spread of non-native invasive pests in both urban and rural areas.	•	•	•					•	•	•	•	•	•		•	•	•	•	•	•	•	•	•						
3.1.6.	Support efforts to increase the number of certified forests, and the availability of certified logs and wood products.			•					•	•				•																
2.1.1. 3.2.1.	Support initiatives to provide readily available access to public and private forest lands for recreation purposes.			•						•				•																
1.2.3.	Support research for measuring impacts of climate change on forestland and adapt management strategies accordingly.	•	•	•					•		•	•	•	•		•	•													
7.1.3. 7.2.5. 7.3.2.	Train natural resource professionals in the use of wildlife friendly practices and programs.			•					•	•				•																



### Tennessee County Map





## Partnership Matrix

Logo	Agency
	Land Trust for Tennessee
	The Nature Conservancy
	Tennessee Association of Conservation Districts
	Tennessee Department of Agriculture Division of Forestry
	Tennessee Department of Environment and Conservation
	Tennessee Forestry Association
	Tennessee Urban Forestry Council
	Tennessee Valley Authority
	Tennessee Wildlife Resources Agency
	USDA Forest Service Cherokee National Forest
	USDA Natural Resources Conservation Service
	University of Tennessee

CONDITIONS

BENEFITS

SUSTAINABILITY

ISSUES & STRATEGIES

PRIORITY AREAS

APPENDIX



