

**INMATE PROGRAMS**

Program Enrollment	Total
<b>TDOC Education:</b>	
Adult Basic Education	1,176
Career Technical Education	1,176
Tennessee College of Applied Technology	237
Professional Standards Program	283
<b>Work Programs:</b>	
TRICOR	644
Community Service	140
Work Release	79
<b>Other Programs:</b>	
Substance Abuse Treatment	1,453
Sex Offender Treatment	27
Cognitive Behavior Intervention	494
Youth Offender Program	102
Mental Health Program	340
Transition Centers	269

Overall Number Employable Offenders:\* 16,636  
 Overall Number Offenders Employed: 16,258

\* Overall totals include all employable offenders, including support and non-program workers.

**INMATE CRIMINAL HISTORY**

Percent with Prior Incarcerations 39.9%

**INMATE COMMUNITY RESTITUTION**

	3rd Quarter	FY 24 to Date
Court Ordered Restitution	\$610	\$1,330
Victims' Compensation	\$614,320	\$1,696,727

**VICTIM SERVICES**

	This Month	FY 24 to Date
Calls received/returned	97	1,369
Mailed Notifications	516	6,468
VINE Notifications	45,869	549,495

**INMATE CONDUCT/GRIEVANCES**

	This Month	FY 24 to Date
Inmate / Inmate Assaults	56	697
Inmate Grievances	407	4,276
Inmate / Staff Assaults	76	715
All Assaults per 1,000 Inmates	7	50

**MONTHLY INMATE HEALTH SERVICES**

Hospital Admissions	79
Inmates with HIV	152
Inmates with Hep C	2,254
Require Ongoing Mental Health Services	9,776

**INMATE COMMITMENT OFFENSES**

OFFENSE	Male	Female	TOTAL	% Total
Murder	3,813	338	4,151	17.0%
Negligent Manslaughter	14	4	18	0.1%
Kidnapping	285	15	300	1.2%
Forcible Sex Offense	2,610	29	2,639	10.8%
Non-Forcible Sex Offenses	165	9	174	0.7%
Aggravated Assault	3,234	327	3,561	14.6%
Other Assault	93	12	105	0.4%
Arson	101	14	115	0.5%
Burglary	1,342	151	1,493	6.1%
Forgery/Fraud	222	97	319	1.3%
Larceny/Theft	955	135	1,090	4.5%
Aggravated Robbery	1,492	65	1,557	6.4%
All Other Robbery	362	27	389	1.6%
Cocaine	769	51	820	3.4%
Other Drug Offenses	3,824	903	4,727	19.3%
Vehicular Homicide	219	43	262	1.1%
All Other Vehicular	109	22	131	0.5%
C/S/F Person	187	71	258	1.1%
C/S/F Property	55	17	72	0.3%
C/S/F Societal/Drugs	135	39	174	0.7%
Escape	7	5	12	0.0%
All Other	1,903	198	2,101	8.6%
Unsentenced	1	0	1	0.0%
<b>TOTAL**</b>	<b>21,897</b>	<b>2,572</b>	<b>24,469</b>	<b>100.0%</b>

\*\*Commitment offenses count inmates in TDOC for any days during the month. Totals do not match those in the single day snapshot shown in the TDOC Census.

**SPECIAL POPULATION GROUPS**

GROUP	Male	Female	Total
Death Sentence	44	1	45
Life without Parole	373	15	388
Juveniles	7	0	7
Veterans	1,134	25	1,159

**FOLLOW #TEAMTDOC**



**FRANK STRADA, COMMISSIONER**

**CORRECTIONS AT A GLANCE**

**JUNE 2024**

320 SIXTH AVENUE NORTH  
 NASHVILLE, TENNESSEE 37243-0465  
 (615) 741-1000

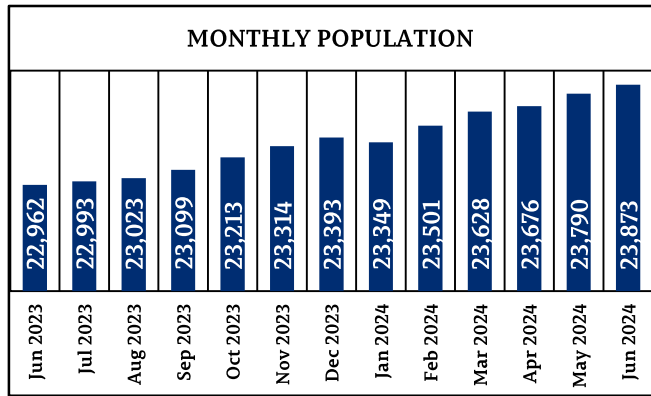
## TDOC CORRECTIONS AT A GLANCE

### TDOC CENSUS

FACILITY	Male	Female	TOTAL
Bledsoe: BCCX	1,945	291	2,236
DeBerry: SPND	585		585
Hardeman (CC): HCCF	1,998		1,998
Mark Lutrell: MLRC	196		196
Morgan County: MCCX	1,930		1,930
Northeast: NECX	1,401		1,401
Northwest: NWCX	1,571		1,571
Riverbend: RMSI	749		749
South Central (CC): SCCF	1,120		1,120
Trousdale (CC): TTCC	2,281		2,281
Turney Center: TCIX	1,337		1,337
West Tennessee: WTSP	842	1,064	1,906
Whiteville (CC): WCFA	1,511		1,511
Debra K. Johnson: DJRC		549	549
<b>TDOC FACILITY TOTAL</b>	<b>17,466</b>	<b>1,904</b>	<b>19,370</b>
<b>BACKUP</b>	<b>4,004</b>	<b>499</b>	<b>4,503</b>

<b>TOTAL</b>	<b>21,470</b>	<b>2,403</b>	<b>23,873</b>
<b>MONTHLY ADMISSIONS</b>	<b>608</b>	<b>125</b>	<b>733</b>
<b>MONTHLY RELEASES*</b>	<b>532</b>	<b>118</b>	<b>650</b>
<b>MONTHLY CHANGE</b>	<b>76</b>	<b>7</b>	<b>83</b>

\*Releases served an Average of 20 months

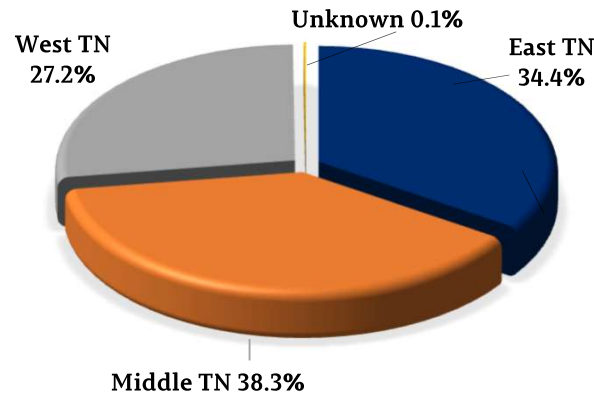


CAPACITY	Male	Female	TOTAL
Operating Capacity	19,393	2,089	21,482
In-House Population	17,533	1,878	19,411
Operating Capacity %	90.4%	89.9%	90.4%

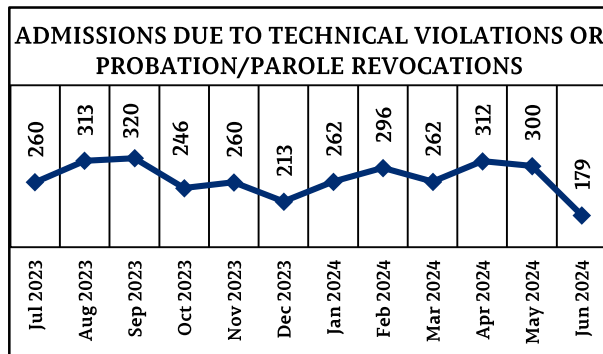
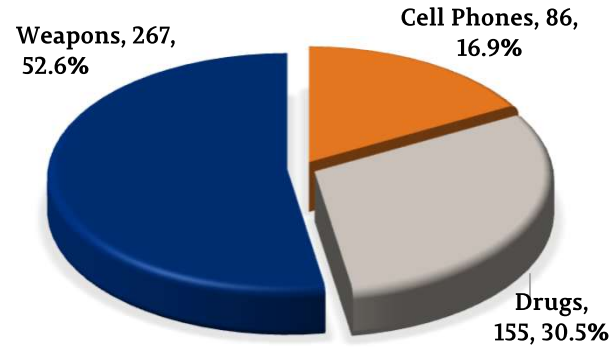
	Male	Female	TOTAL
Community Supervision	54,830	16,327	71,157

## TDOC REHABILITATION & REENTRY

### COMMITTED POPULATION BY COUNTY OF CONVICTION BY REGION



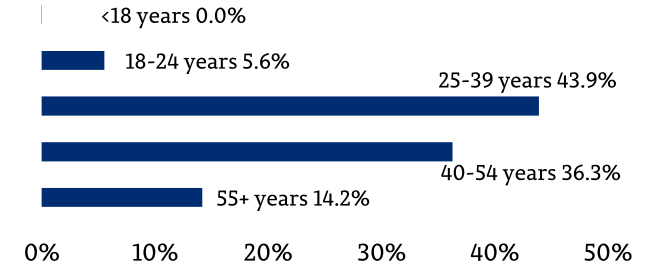
### HARD CONTRABAND INCIDENTS



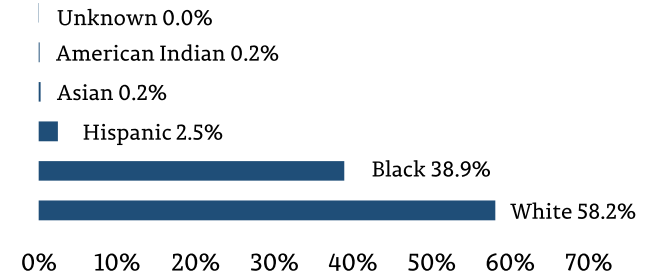
TDOC PERSONNEL ON MILITARY LEAVE	51
CORRECTIONAL OFFICER VACANCIES	715
CORRECTIONAL OFFICER VACANCY %	29.2%

## JUNE 2024

### COMMITTED POPULATION BY AGE



### COMMITTED POPULATION BY RACE/ETHNICITY



### ASSAULTS ON TDOC STAFF

