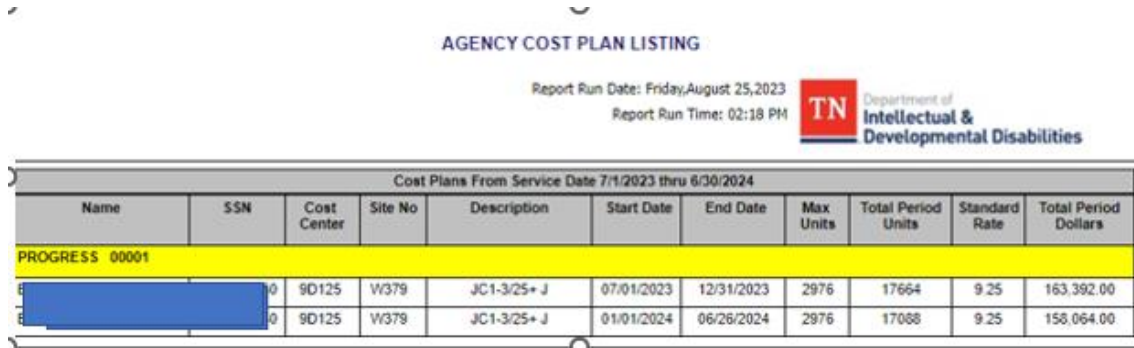



## Comparison of Titan Agency Cost Plan Listing to Therap Provider Service Authorization Report

The Titan Agency Cost Plan Listing is burst out to providers on the 7<sup>th</sup> of each month showing service authorizations for a date range. A provider can find their service authorization information by going to the 'Individual' tab and scrolling down to the 'Pre Auth Service Authorization' section and then clicking on Service Authorization/Search. The results can be exported to Excel by scrolling down and clicking on 'Export to Excel'. Below are screenshots of the Titan Agency Cost Plan Listing and the Provider Service Authorization Report. A comparison table is provided below the screenshots.

\*\*\*\*\*

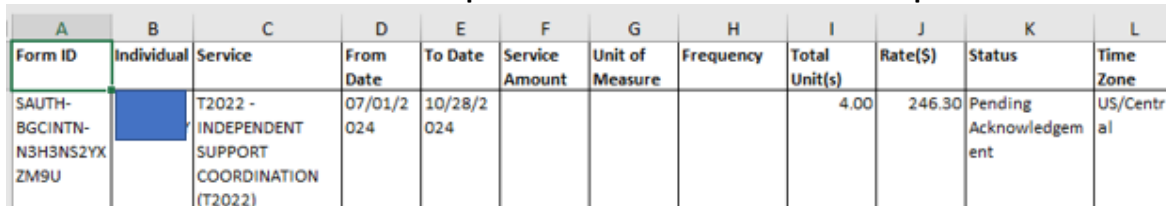
### Screenshot of Titan Agency Cost Plan Listing burst out to providers on the 7<sup>th</sup> of each month



AGENCY COST PLAN LISTING										
Report Run Date: Friday, August 25, 2023 Report Run Time: 02:18 PM										
										
Cost Plans From Service Date 7/1/2023 thru 6/30/2024										
Name	SSN	Cost Center	Site No	Description	Start Date	End Date	Max Units	Total Period Units	Standard Rate	Total Period Dollars
PROGRESS 00001										
	9D125	W379	JC1-3/25+ J	07/01/2023	12/31/2023	2976	17664	9.25	163,392.00	
	9D125	W379	JC1-3/25+ J	01/01/2024	06/26/2024	2976	17068	9.25	158,064.00	

\*\*\*\*\*

### Screenshot of Therap Provider Service Authorization Report



A	B	C	D	E	F	G	H	I	J	K	L
Form ID	Individual	Service	From Date	To Date	Service Amount	Unit of Measure	Frequency	Total Unit(s)	Rate(\$)	Status	Time Zone
SAUTH-BGCINTN-N3H3NS2YX ZM9U		T2022 - INDEPENDENT SUPPORT COORDINATION (T2022)	07/01/2024	10/28/2024				4.00	246.30	Pending Acknowledgement	US/Central

\*\*\*\*\*

Field on Titan Report	Location on Therap Service Authorization Report
Name	Column B - Individual
SSN	Not on report
Cost Center	Column J – Service Code
Site No	Column A – Program (Site)
Description	Column K – Service Description
Start Date	Column E – Begin Date
End Date	Column F – End Date
Max Units	Column N – Number of Units
Total Period Units	Not on Report
Standard Rate	Column M – Unit Rate (\$)
Total Period Dollars	Not on Report