



BEST FOR
ALL

We will set all students on a path to success.

Maintenance of Equity (MOEquity)—Districtwide

Debby A. Thompson | Assistant Commissioner

Federal Programs and Oversight | March 2022



BEST FOR ALL

We will set all students on a path to success.

ACADEMICS

ALL TENNESSEE STUDENTS WILL HAVE ACCESS TO A HIGH-QUALITY EDUCATION, NO MATTER WHERE THEY LIVE

STUDENT READINESS

TENNESSEE PUBLIC SCHOOLS WILL BE EQUIPPED TO SERVE THE ACADEMIC AND NON-ACADEMIC NEEDS OF ALL STUDENTS IN THEIR CAREER PATHWAYS

EDUCATORS

TENNESSEE WILL SET A NEW PATH FOR THE EDUCATION PROFESSION AND BE THE TOP STATE TO BECOME AND REMAIN A TEACHER AND LEADER FOR ALL



Agenda



- Overview of Maintenance of Equity (MOEquity)
 - Overview
 - Determinations
 - Exceptions
- How to Calculate
 - High-Poverty Schools
 - Fiscal Equity
 - Staffing Equity
- Resources



Overview of Maintenance of Equity (MOEquity)



American Rescue Plan (ARP) Act

LEA Maintenance of Equity Requirement



Objective:

- The Maintenance of Equity (MOEquity) provision ensures that schools and LEAs serving large proportions of historically underserved groups of students—receive an equitable share of State and local funds as the Nation continues to respond to the COVID-19 pandemic’s impact.

Which entities must comply with the MOEquity requirements?

- Each LEA that receives ARP ESSER funds must comply with the applicable MOEquity requirements in ARP § 2004(b) or (c), respectively, as a condition of receiving those funds.

LEA Maintenance of Equity Requirement



- Under ARP § 2004(c), for each school identified by the LEA as a high-poverty school, the LEA, in FY22 or FY23—
 1. Cannot reduce combined State and local per-pupil funding for a “high-poverty school” by an amount that exceeds the total reduction LEA-wide, if any, of combined State and local per pupil funding for all schools in the LEA.
 2. Cannot reduce the number of FTE staff per-pupil in any high-poverty school by an amount that exceeds the total reduction, if any, of FTE staff per-pupil in all schools in the LEA.

MOEquity Exceptions



- As described in ARP § 2004(c)(2), an LEA need not maintain equity if the LEA:
 1. Has a total enrollment of fewer than 1,000 students;
 2. Operates a single school;
 3. Serves all students within each grade span with a single school;
 4. Demonstrates an exceptional or uncontrollable circumstance.
- [Visit the MOEquity Exceptions Overview posted in ePlan TDOE Resources](#)

Determination Options



- LEAs may elect, consistent with the statute and as shown in the following examples, to make the determination on a **districtwide basis** or by **grade span**.
- **LEAs might consider factors such as**
 - the total number of high-poverty students impacted,
 - concentrations of poverty in schools that would be identified compared to those that would not,
 - and whether using grade spans would capture high schools if they would not otherwise be captured.
- **LEAs must select the correct MOEquity Instrument in ePlan**
 - **Districtwide**
 - **Grade Span**

Who and what should be included in the MOEquity discussion?

Stakeholders:

- Director of Schools
- Title I Director
- ESSER Director
- Accounting Team
- School Principals

Helpful Documents:


- Comparability
- CFA
- Resource Allocation
- Local Funds Allocations
- October 1 Counts

MOEquity Submission

- LEAs must submit the MOEquity Instrument in ePlan > LEA Document Library > FY22 > ESSER 1.0, 2.0, and 3.0 Documents > MOEquity by **Oct. 1, 2022**.



How does an LEA identify its high-poverty schools?



MOEquity Walkthrough



Districtwide Overview of Maintenance of Equity (MOEquity)

Overview

The American Rescue Plan (ARP) Act of 2021 (ARP) mandates an additional federal fiscal requirement known as local maintenance of equity (MOEquity, previously referred to as MOQ). This requirement applies to all state educational agencies (SEAs) and local educational agencies (LEAs) that receive funding under the grants authorized by ARP § 2001. LEAs receiving ARP ESSER must meet two local-level MOEquity requirements for FY22 (school year 2021–22) and FY23 (school year 2022–23). Each LEA must maintain equity for each "high-poverty school" as a condition of receiving ARP ESSER funds.

Under ARP § 2004(c), for each school identified by the LEA as a high-poverty school, the LEA may not, in FY22 or FY23—

1. Reduce per-pupil funding (from combined State and local funding) by an amount that exceeds the total reduction, if any, in LEA per-pupil funding for all schools served by the LEA in such fiscal year; or
2. Reduce the number of FTE staff per-pupil by an amount that exceeds the total reduction, if any, in FTE staff per-pupil in all schools served by the LEA in such fiscal year.

As described in ARP § 2004(c)(2), an LEA need not maintain equity if the LEA:

1. Has a total enrollment of fewer than 1,000 students;
2. Operates a single school;
3. Serves all students within each grade span with a single school;
4. Demonstrates an exceptional or uncontrollable circumstance.

LEAs that meet these characteristics for exception are exempted from both the funding equity test and the staffing equity test.

LEAs that meet exception criteria 1-3 above are automatically exempted from MOEquity requirements for calculating fiscal or staffing equity and are not required to submit documentation to the state or ED to claim the exception. However, the Tennessee Department of Education (department) advises that automatically exempted LEAs maintain documentation supporting their exception in case it is requested during an audit or monitoring review.

Data Required for MOEquity

The data an LEA will need to calculate MOEquity:

- State and local funding provided to all schools for school year 2020-21 and 2021-22
- Total number of FTEs provided to all schools in school year 2020-21 and 2021-22
- The October 1 counts for the 2020-21 and 2021-22 school years

Districtwide High-Poverty Schools Within the LEA			
LEA Name	Tennessee Department of Education	LEA ID	000111000
Process Steps:			
1. Rank each school in the LEA by its percentage of economically disadvantaged students, from highest percentage to lowest percentage in FY22. If the LEA does not order them by rank, the other sheets will not function correctly.			
2. Divide the total number of schools in the LEA by 4 to determine the number of school in the highest quartile. (All "Yes" schools must be listed above any "No" schools.)			
3. The number of schools identified in Step 2 are the LEA's high-poverty schools.			
<i>Note: Fiscal and Staffing equity data must be submitted for the schools identified in the highest quartile.</i>			
Total Number of Schools in the LEA	8	Number of Schools in the Highest Quartile	2
School Name	4-Digit School Number	Percentage of Economically Disadvantaged Students	FY22 High-Poverty School
Apple	0000	100%	Yes
Banana	0001	95%	Yes
Clementine	0002	90%	No
Dragon Fruit	0003	85%	No
Elderberry	0004	80%	No
Fig	0005	75%	No
Grape	0006	70%	No
	0007	65%	No

Tab 1: FY22 High-Poverty Schools Within the LEA

High-Poverty Schools Within the LEA			
LEA Name	Tennessee Department of Education	LEA ID	000111000
Process Steps: 1. Rank each school in the LEA by its percentage of economically disadvantaged students, from highest percentage to lowest percentage in FY22. <i>If the LEA does not order them by rank, the other sheets will not function correctly.</i> 2. Divide the total number of schools in the LEA by 4 to determine the number of school in the highest quartile. <i>(All "Yes" schools must be listed above any "No" schools.)</i> 3. The number of schools identified in Step 2 are the LEA's high-poverty schools. <i>Note: Fiscal and Staffing equity data must be submitted for the schools identified in the highest quartile.</i>			
Total Number of Schools in the LEA	4	Number of Schools in the Highest Quartile	1
School Name	4-Digit School Number	Percentage of Economically Disadvantaged Students	FY22 High-Poverty School
Apple	0000	100%	Yes
Banana	0001	90%	No
Clementine	0002	85%	No
Dragon Fruit	0003	80%	No

- Select the LEA Name from the drop-down box, the LEA ID will automatically populate.
- Enter the total number of schools within the LEA.
- Rank order ALL schools within the LEA by the percentage of economically disadvantaged students.
 - 3a. Rank each school in the LEA by its percentage of economically disadvantaged students, from highest percentage to lowest percentage in FY22.
 - *All "Yes" schools must be listed above any "No" schools
 - *If the LEA does not order them by rank, the other sheets will not function correctly.
- Automatic calculation of the number of schools that are identified as a high poverty school within in the LEA.

If the result of the division is not a whole number, always round up to the nearest whole number (e.g., For example if 9 schools divided by 4 equals 2.25 schools, so 2.25 is rounded up to 3 schools). This is the number of schools the LEA must identify as high-poverty schools.
- Select yes for the number of schools identified in Step 4. These schools are the LEA's high-poverty schools.
 - *Fiscal and Staffing equity data must be submitted for the schools identified in the highest quartile.

How does an LEA determine whether it maintained fiscal equity for its high-poverty schools?



Which Funding Sources Must An LEA Include?

ESEA § 8101(12) CURRENT EXPENDITURES.—The term “current expenditures” means expenditures for free public education—

Include Expenditures for:

- Administration
- Instruction
- Attendance
- Health Services
- Transportation
- Operation and Maintenance of Plant
- Fixed Charges and net expenditures to cover deficits for food service

Do Not Include Expenditures for:

- Community Services
- Capital Outlay
- Debt Service
- Any expenditures from federal funds
- From private donors

Tab 2: FY22 Fiscal Equity

Maintenance of Fiscal Equity Calculations									
FY22 (School Year 2021-22)			FY21 (School Year 2020-21)						
Total Amount of State and Local Funds Provided to All Schools 1			\$ 5,000,000.00	Total Amount of State and Local Funds Provided to All Schools 4			\$ 4,500,000.00		
Number of Students Enrolled in the LEA from the Oct. 1, 2021 count 2			550	Number of Students Enrolled in the LEA from the Oct. 1, 2020 count 5			535		
State and Local Per-Pupil Amount for FY22 3			\$ 9,090.91	State and Local Per-Pupil Amount for FY21 6			\$ 8,411.21		
State and Local Per-Pupil Reduction in State and Local Funds, if any, for FY22							\$ 7 679.69		
High-Poverty List of Schools in the LEA (pulled from prior sheet)	FY22 Total Amount of State & Local Funds Allocated to School	Number of Students Enrolled in the School from the Oct. 1, 2021 Count	Per Pupil Amount for FY22	FY21 Total Amount of State & Local Funds Allocated to School	Number of Students Enrolled in the School from the Oct. 1, 2020 Count	Per Pupil Amount for FY21	High-Poverty School Per Pupil Reduction in State & Local Funds	LEA Maintained Fiscal Equity for School	
Apple	\$618,181.88	68	\$ 9,090.91	\$ 500.00	10	\$ 50.00	\$ -	Yes	
Banana	\$ 504,672.60	60	\$ 8,411.21	\$ 900.00	20	\$ 45.00	\$ -	Yes	
			#DIV/0!			#DIV/0!	#DIV/0!	#DIV/0!	
			#DIV/0!			#DIV/0!	#DIV/0!	#DIV/0!	
			#DIV/0!			#DIV/0!	#DIV/0!	#DIV/0!	
			#DIV/0!			#DIV/0!	#DIV/0!	#DIV/0!	

1. Enter the Total Amount of State and Local Funds Provided to All Schools Served by the LEA in FY22.
2. Enter the Number of Students Enrolled in the LEA from the Oct. 1, 2021 count
3. State and Local Per-Pupil Amount for FY22 will auto-calculate
4. Enter the Total Amount of State and Local Funds Provided to All Schools Served by the LEA in FY21.
5. Enter the Number of Students Enrolled in the LEA from the Oct. 1, 2020 count
6. State and Local Per-Pupil Amount for FY21 will auto-calculate
7. State and Local Per-Pupil Reduction in State and Local Funds, if any, for FY22 will auto-calculate

Tab 2: FY22 Fiscal Equity

Districtwide Maintenance of Fiscal Equity Calculations								
FY22 (School Year 2021-22)				FY21 (School Year 2020-21)				
Total Amount of State and Local Funds Provided to All Schools Served by the LEA in FY22		\$ 5,000,000.00		Total Amount of State and Local Funds Provided to All Schools Served by the LEA in FY21		\$ 4,500,000.00		
Number of Students Enrolled in the LEA from the Oct. 1, 2021 count		550		Number of Students Enrolled in the LEA from the Oct. 1, 2020 count		535		
State and Local Per-Pupil Amount for FY22		\$ 9,090.91		State and Local Per-Pupil Amount for FY21		\$ 8,411.21		
State and Local Per-Pupil Reduction in State and Local Funds, if any, for FY22				\$ 679.69				
High-Poverty List of Schools in the LEA (pulled from prior sheet)	FY22 Total Amount of State & Local Funds Allocated to School	Number of Students Enrolled in School from the Oct. 1, 2021 Count	Per Pupil Amount for FY22	FY21 Total Amount of State & Local Funds Allocated to School	Number of Students Enrolled in School from the Oct. 1, 2020 Count	Per Pupil Amount for FY21	High-Poverty School Per-Pupil Reduction in State and Local Funds	LEA Maintained Fiscal Equity for School
Apple	\$ 618,181.88	68	\$ 9,090.91	\$ 571,962.28	68	\$ 8,411.21	\$ -	Yes
Banana	\$ 504,672.60	60	\$ 8,411.21	\$ 487,850.18	58	\$ 8,411.21	\$ -	Yes

8. The high-poverty schools will auto-populate from the prior sheet.
9. Enter the FY22 Total Amount of State & Local Funds Allocated to School
10. Enter the Number of Students Enrolled in the School from the Oct. 1, 2021 Count
11. Amount will auto-populate from numbers in 9 and 10
12. Enter the FY21 Total Amount of State & Local Funds Allocated to Schools
13. Enter the Students Enrolled in the School from the Oct. 1, 2020 Count
14. Amount will auto-populate from numbers inputted 12 and 13
15. Amount will auto-populate from numbers inputted 11 and 14
16. Yes or No will appear in based on results in number 15

Fiscal Equity Reminders

- Ensure the LEA has considered all cost reported to the school's expenditures.
- Ensure the LEA has considered all cost charged directly to the school's FTE.
- The LEA must use consistent funding sources from year to year.
- The LEA must document its source data to ensure the determination is consistent from year to year.



How does an LEA determine whether it maintained staffing equity for its high-poverty schools?



How does an LEA determine which FTEs to include when determining whether the LEA maintained staffing equity?



Under ARP § 2004(c)(1)(B), an LEA must maintain staffing equity in any high-poverty school.

- All paid staff whose salaries are reported to the school's expenditures.
- Instructional and non-instructional staff members
- All employees and those hired by contract who perform school-level services
- Staff who split their time between more than one school building in the LEA

Tab 3: FY22 Staffing Equity

Districtwide Maintenance of Staffing Equity Calculations								
FY22 (School Year 2021-22)				FY21 (School Year 2020-21)				
Total Amount of FTEs of Staff in All Schools Served by the LEA in FY22		100.00		Total Amount of FTEs of Staff in All Schools Served by the LEA in FY21		98.00		
Number of Students Enrolled in the LEA from the Oct. 1, 2021 count		550	1a	Number of Students Enrolled in the LEA from the Oct. 1, 2020 count		535	2a	
Per-Pupil Number of FTEs for FY22		0.18	1b	Per-Pupil Number of FTEs for FY21		0.18	2b	
LEA Per-Pupil FTE Reduction, if any, for FY22						..	3	0.00
High-Poverty List of Schools in the LEA (pulled from prior sheet)	Total numbers of FTEs allocated to this school in FY22	Number of Students Enrolled in the School from the Oct. 1, 2021 count	Per Pupil Amount for FY22	Total Number of FTEs Allocated to This School in FY21	Number of Students Enrolled in the School from the Oct. 1, 2020 Count	Per Pupil Amount for FY21	High-Poverty School FTE Reduction, if any	LEA Maintained Staffing Equity for School
Apple	10	68	0.15	9.5	68	0.14		
Banana	9.5	60	0.16	9	58	0.16		

1. Enter the total FTE staff provided to all schools served by the LEA in FY22
 - 1a. the total number of students enrolled in all schools served by the LEA will auto-populate from Tab 2
 - 1b. Will auto-calculate from 1 and 1a.
2. Enter the total FTE staff provided to all schools served by the LEA in FY21
 - 2a. the total number of students enrolled in all schools served by the LEA will auto-populate from Tab 2
 - 2b. Will auto calculate from 2 and 2a.
3. LEA Per-Pupil FTE Reduction will auto-calculate from 1b and 2b.
4. Auto-populate from Tab 1 the high poverty schools
- 5 and 8. Enter the total FTE staff provided to the school for the respective year
- 6 and 9. The total number of children enrolled in that school will auto-populate from Tab 2
- 7 and 10. The total FTE staff provided to the identified school will auto-calculate
(Data from 5/6 = 7)
11. Automatic calculations determine High-Poverty School FTE Reduction occurred.
12. Automatic calculations determine if the LEA did or did not meet staffing equity for FY22


Resources & Supports



MOEquity Resources


ePlan > TDOE Resources > Relief Funding > ARP ESSER Maintenance of Equity (MOEquity)

- [Maintenance of Equity \(MOEquity\) LEA Requirements](#)
- [U.S. Department of Education: FAQ-ARP ESSER Maintenance of Equity Requirements](#)
- [Maintenance of Equity \(MOEquity\) Exception Guidance for LEAs](#)
- **NEW:** [Districtwide Overview of Maintenance of Equity](#)
- **NEW:** [TDOE MOEquity Districtwide TEMPLATE](#)
- **NEW:** [Grade Span Overview of Maintenance of Equity](#)
- **NEW:** [TDOE MOEquity Grade Span TEMPLATE](#)

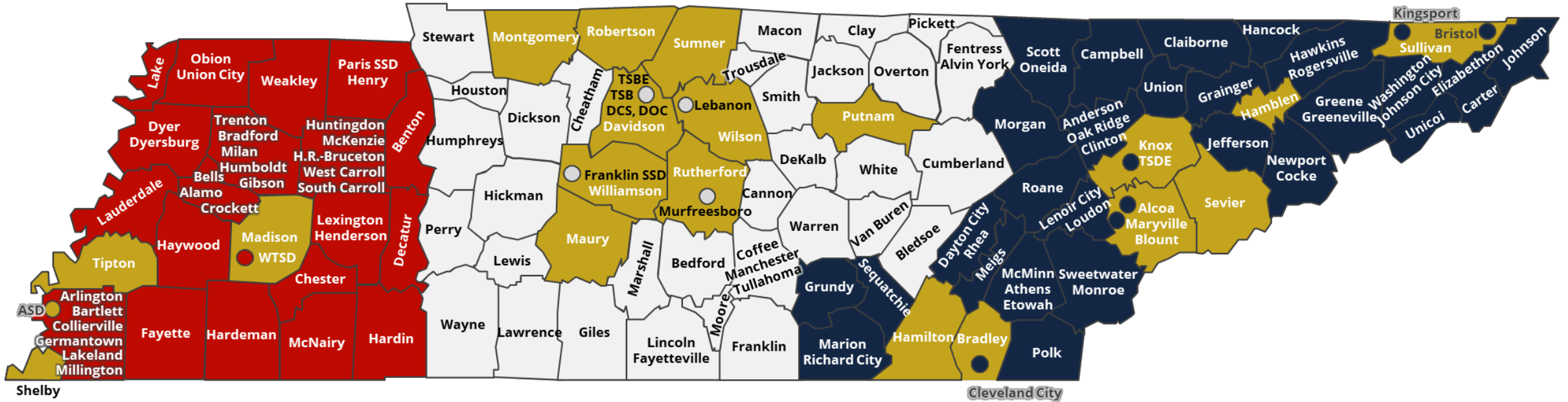


MOEquity Office Hours

- LEAs are encouraged to attend virtual office hours offered by FPO and Local Finance to ask questions and glean insights and ideas from other stakeholders.
- To make these office hours beneficial, please bring questions on the MOEquity template.
- Office Hours will be held on **Wednesdays** from **April 6–Sept. 28, 2022**, at **9–10 a.m. CT | 10–11 a.m. ET**
 - Join via Microsoft Teams
[Click here to join the meeting](#)
 - Via call in (audio only)
[+1 615-270-9704,,492301670#](#)



Divisional Coordinator Map for ESSER Funds



West

Julia Hudson

Middle

Morgan Campey

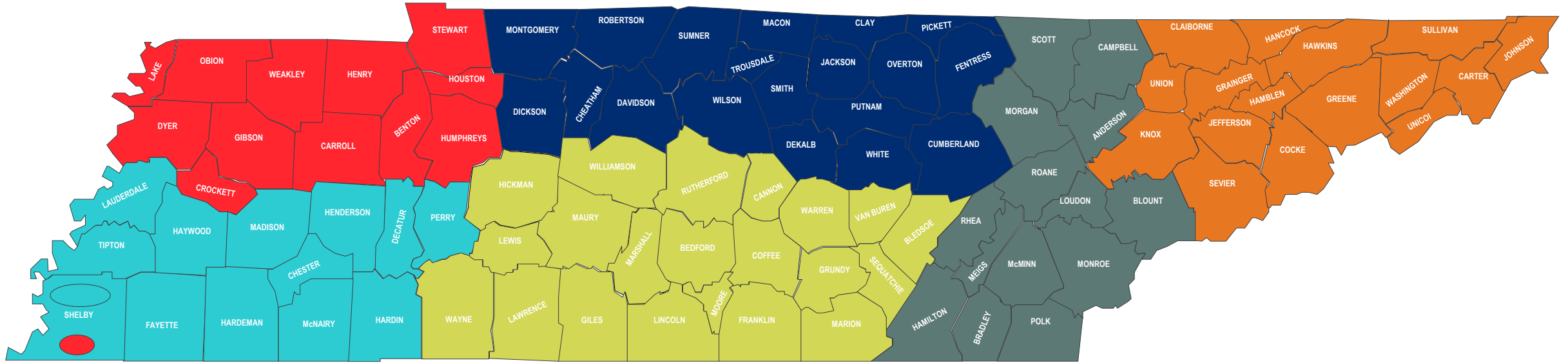
East

Jerri Beth Nave

20 Districts with Largest Enrollment

Jennifer Rouse

Fiscal Regional Consultant District Map



1	2	3	4	5	6
<u>Cindy Smith</u>	<i>Vacant</i>	<u>Rob Mynhier</u>	<u>Taffe Bishop</u>	<i>Vacant</i>	<u>Jill Lewis</u>

Thank you!

- **Debby A. Thompson** | Assistant Commissioner
Federal Programs and Oversight
Deborah.Thompson@tn.gov
(615) 864-5162



Fraud, Waste or Abuse

Citizens and agencies are encouraged to report fraud, waste, or abuse in State and Local government.

NOTICE: This agency is a recipient of taxpayer funding. If you observe an agency director or employee engaging in any activity which you consider to be illegal, improper or wasteful, please call the state Comptroller's toll-free Hotline:

1-800-232-5454

Notifications can also be submitted electronically at:

<http://www.comptroller.tn.gov/hotline>