



2021-22 State-Level TCAP Assessment Results – At a Glance

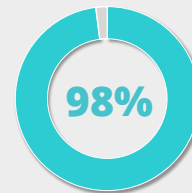
INTRODUCTION

Tennessee maintained its commitment to an annual statewide assessment during the COVID-19 pandemic to provide reliable data on how our students are doing. The 2021-22 school year reflects Tennessee schools moving forward with a statewide laser-focus on helping students catch up from a pandemic, and importantly, accelerate their learning.

PARTICIPATION

Both schools and families demonstrated a shared commitment to finding out how our students are performing by achieving a 98% student participation rate on the statewide 2021-22 TCAP administration. This broad representation gives us confidence in using TCAP data to evaluate progress and drive decision-making.

TCAP Participation



Statewide
Participation Rate



59 DISTRICTS
had participation
higher than 99%

Students in urban districts, black students and students with disabilities were most likely to be underrepresented in the data.

Tennessee Comprehensive
Assessment Program

TCAP



TCAP RESULTS

Large Growth & Large Opportunity

Emerging readers have been the focus of many significant learning loss recovery efforts. Results from 2022 TCAP assessments show that elementary students improved their ELA scores and are performing at a level similar to that of pre-pandemic years.

Improved performance in math was evident for TN students of all ages. For all grade bands, 2022 TCAP results for math show an increase in students meeting grade-level standards and a decrease in students not yet meeting grade level standards.

ELA OVERVIEW

- **36.4% of Tennessee students are meeting grade level expectations** in English language arts (ELA).
- Proficiency gains were **reflected in all tested grades**.
- Overall proficiency in ELA has largely returned to **pre-pandemic levels, with more students scoring Met and Exceeded than 2019**.
- **State Supports:** Reading 360; *Tennessee Literacy Success Act*; Tennessee ALL Corps; universal implementation of high-quality instructional materials; summer camps; Best for All Central resources

MATH OVERVIEW

- **3 in 10 Tennessee students** are meeting grade level expectations in math.
- Based on national projections, **math recovery is expected to recover faster than ELA**.
- Growth in math matched or exceeded gains seen in previous years and is outpacing math projections for pandemic recovery.
- **State Supports:** Tennessee ALL Corps; summer camps; Best for All Central; free online tutoring resources available for all students.

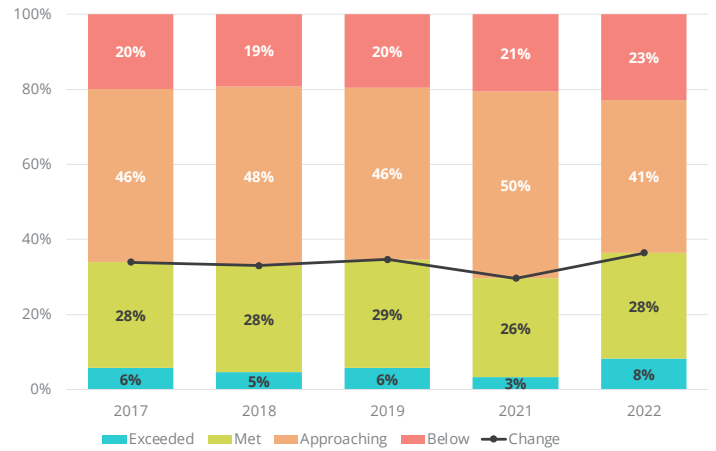
SCIENCE OVERVIEW

- Overall, proficiency rates held steady for science, with an **increase of 2 percentage points** in overall student proficiency.
- **State Supports:** Ongoing partnership with TSIN to expand STEM designated schools from 15 in 2018 to 88 in 2022; extended programming on PBS and Best For All Central; expanded STREAM programming in Tennessee summer camps

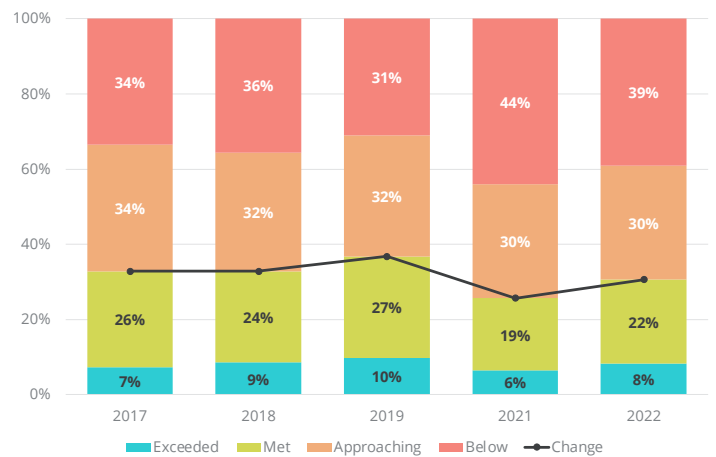
SOCIAL STUDIES OVERVIEW

- Overall social studies proficiency has **continued to increase since 2017** – from 30% to 41%.
- Fewer students scored Below and Approaching while more students scored in both Met and Exceeded Expectations.
- **State Supports:** Expanded resources on Best for All Central; strengthened the Governor's Civic Seal program; strong statewide implementation of knowledge-building materials in English Language Arts (ELA).

ELA: All Students Overview by Year



MATH: All Students Overview by Year



CONCLUSION

Together, district and school leaders, educators, and families have made tremendous efforts to support children, close gaps, and accelerate learning.

TCAP results demonstrate important growth and successes that should be celebrated. However, our statewide proficiency rates still demonstrate an urgent need to continue our strong support of Tennessee's students and the incredible efforts demonstrated throughout the pandemic and the past year of recovery.

Tennessee is well-prepared and will continue to work hard to accelerate academic achievement and ensure the best for all our kids.