

**SAMPLE
Storm Water Pollution
Prevention Plan**

Magerr's Auto Salvage

September 15, 2000

The best management practices included in this sample SWPPP are just examples. Your plan may need to include other requirements.

TABLE OF CONTENTS

	Page
1.0	INTRODUCTION 1-1
1.1	Background 1-1
1.2	SWPPP Content 1-2
2.0	SWPPP COORDINATOR AND DUTIES 2-1
3.0	FACILITY DESCRIPTION 3-1
3.1	Facility Location 3-1
3.2	Site Activities 3-1
3.3	Site Description 3-1
3.4	Storm Water Drainage System 3-1
4.0	IDENTIFICATION OF POTENTIAL STORM WATER CONTAMINANTS 4-1
4.1	Significant Material Inventory 4-1
4.2	Historic Spill and Leak Record 4-1
4.3	Potential Areas for Storm Water Contamination 4-1
4.4	A Summary of Available Storm Water Sampling Data 4-2
5.0	STORM WATER MANAGEMENT CONTROLS 5-1
5.1	Compliance with Other Programs 5-1
5.2	Storm Water Management Practices 5-1
5.3	Storm Water Treatment 5-5
6.0	FACILITY MONITORING PLAN 6-1
7.0	COMPLIANCE AND REPORTING REQUIREMENTS 7-1
7.1	SWPPP and SWPPP Summary 7-1
7.2	Employee Training 7-1
7.3	Implementation Schedule 7-1
7.4	Record Retention Requirements 7-5
7.5	Principal Executive Officer Signature 7-5
7.6	Provisions for Amendment of the Plan 7-5
7.7	Corporate Certification 7-6

Appendix A: INSPECTION LOGS

LIST OF TABLES

		Page
1	Characteristics of Storm Water Drainage	3-4
2	Significant Materials Used at Magerr's Auto Salvage Facility	4-3
3	Locations of Potential Sources of Storm Water Contamination	4-4
4	Implementation Schedule	7-2
5	BMP Implementation Schedule	7-3

LIST OF FIGURES

		Page
1	Facility Location	3-2
2	Site Map with Drainage Areas and Storm Water Flow (Prior to BMP Implementation)	3-3
3	Site Map with Structural BMPs	5-2

1.0 INTRODUCTION

1.1 Background

In 1972, Congress passed the Federal Water Pollution Control Act (FWPCA), also known as the Clean Water Act (CWA), to restore and maintain the quality of the nation's waterways. The ultimate goal was to make sure that rivers and streams were fishable, swimmable, and drinkable. In 1987, the Water Quality Act (WQA) added provisions to the CWA that allowed the EPA to govern storm water discharges from industrial activities. EPA published the final notice for Phase I of the Multi-Sector General Storm Water Permit program (Federal Register Volume 60 No. 189, September 20, 1995, page 50804) in 1995 which included provisions for the development of a Storm Water Pollution Prevention Plan (SWPPP) by each industrial facility discharging storm water, including automobile salvage yards.

Development, implementation, and maintenance of the SWPPP will provide Magerr's Auto Salvage with the tools to reduce pollutants contained in storm water discharges and comply with the requirements of the General Storm Water Permit issued by the State of Maryland (Permit No. MD-S1234567-8). The primary goals of the SWPPP will be to:

Identify potential sources of pollutants that affect storm water discharges from the site;

Describe the practices that will be implemented to prevent or control the release of pollutants in storm water discharges; and

Create an implementation schedule to ensure that the practices described in this SWPPP are in fact implemented and to evaluate the plan's effectiveness in reducing the pollutant levels in storm water discharges.

1.2 SWPPP Content

This SWPPP includes all of the following:

Identification of the SWPPP coordinator with a description of this person's duties;

- Identification of the SWPPP implementation team members;

Description of the facility including information regarding the facility's location and activities as well as a site description, three maps, and a summary of the storm water drainage system;

Identification of potential storm water contaminants;

Description of storm water management controls and various Best Management Practices (BMPs) necessary to reduce pollutants in storm water discharge;

Description of the facility monitoring plan; and a

Description of the implementation schedule and provisions for amendment of the plan.

2.0 SWPPP COORDINATOR AND DUTIES

The SWPPP coordinator for the facility is Mrs. Mary Smith (phone number: (301) 555-6434). Mrs. Smith's duties include the following:

- Create a SWPPP team to aid in the implementation of the SWPPP plan;
- Implement the SWPPP plan;
- Oversee maintenance practices identified as BMPs in the SWPPP;
- Implement and oversee employee training;
- Conduct or provide for inspection or monitoring activities;
- Identify other potential pollutant sources and make sure they are added to the plan;
- Identify any deficiencies in the SWPPP and make sure they are corrected;
- Prepare and submit reports; and
- Ensure that any changes in facility operation are addressed in the SWPPP.

To aid in the implementation of the SWPPP plan, the members of the SWPPP team are Tom Johnson and Mike Carter. Tom Johnson will ensure that all housekeeping and monitoring procedures are implemented, while Mike Carter will ensure the integrity of the structural BMPs.

3.0 FACILITY DESCRIPTION

3.1 Facility Location

Magerr's Auto Salvage facility is located at 6400 Addison Road in Capital Heights, Maryland. Figure 1 presents a map showing the location of the site. The facility is a 19.3-acre parcel located in Section 30, Township 7N, Range 21 East. The facility is bound to the north by Rolling Ridge Drive, to the west by Addison Road, to the south by residential property, and to the east by Margarets Drive.

3.2 Site Activities

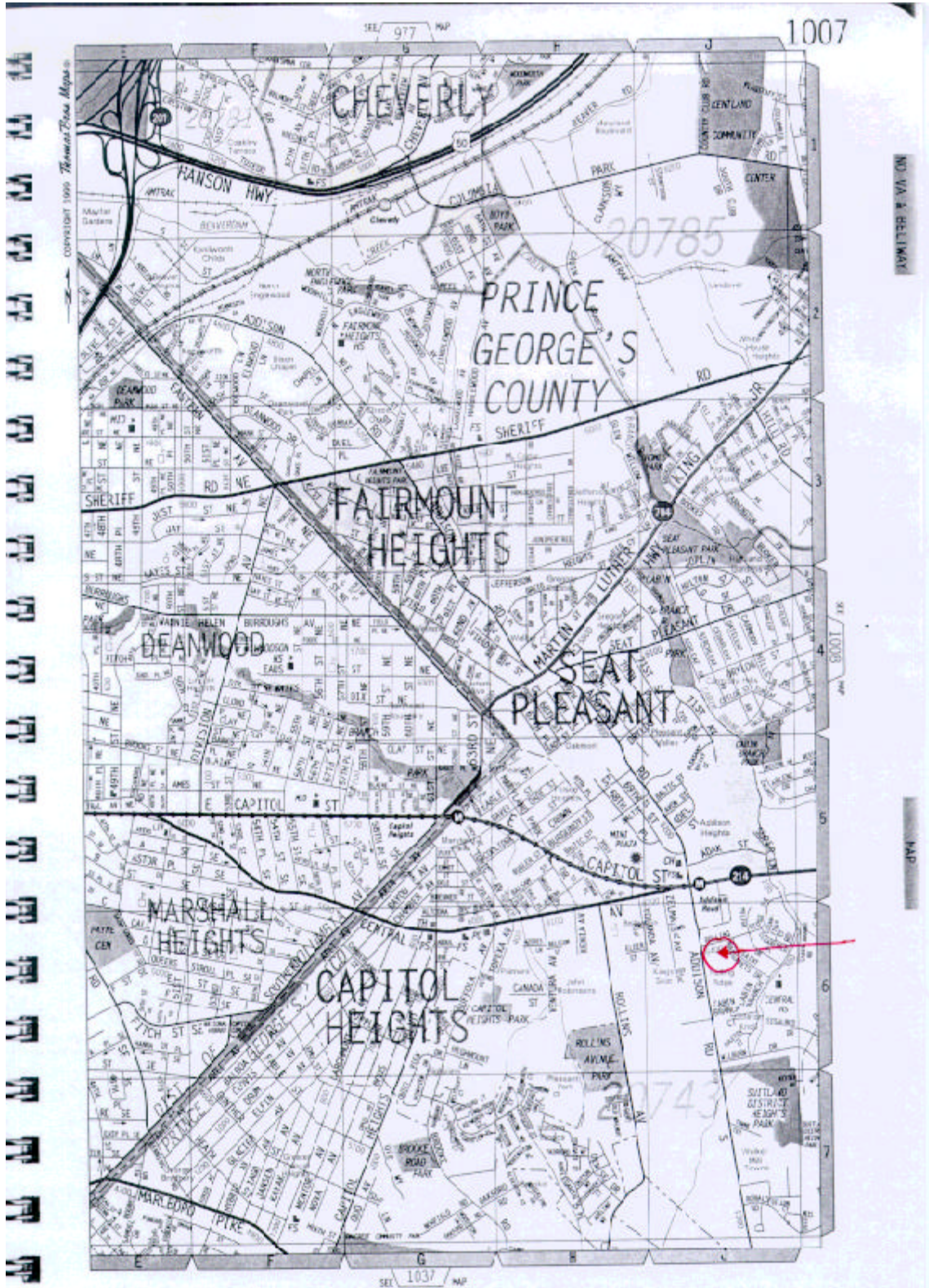
Magerr's Auto Salvage facility consists of a storage area for automobiles, a disassembly area for removal of auto parts, a parts storage warehouse, a scrap yard for non-recoverable parts, and an office building. Based on site activities, Magerr's Auto Salvage falls under the Standard Industrial Classification code of 5015. Typically, the facility operates 8 hours per day, 5 days per week, and maintains a staff of approximately 18 people.

3.3 Site Description

The total area of the site is approximately 19.3 acres and approximately 1.4 acres, or 7 percent, is impervious (i.e., pavement, buildings). The remainder of the site consists of a 3.4 acre automobile storage area, a 3 acre scrap yard, a 6.4 acre undeveloped wooded area, plus approximately 5.1 acres of miscellaneous unpaved roadways and undeveloped areas. Seven storm drains are located throughout the property. Figure 2 is a facility layout map showing the major site features and the locations of the storm drains.

3.4 Storm Water Drainage System

The site can be divided into 5 major drainage areas. Table 1 describes the significant characteristics of each drainage area. Figure 2 shows the locations of the drainage areas and the



Site Location

Figure 1. Facility Location

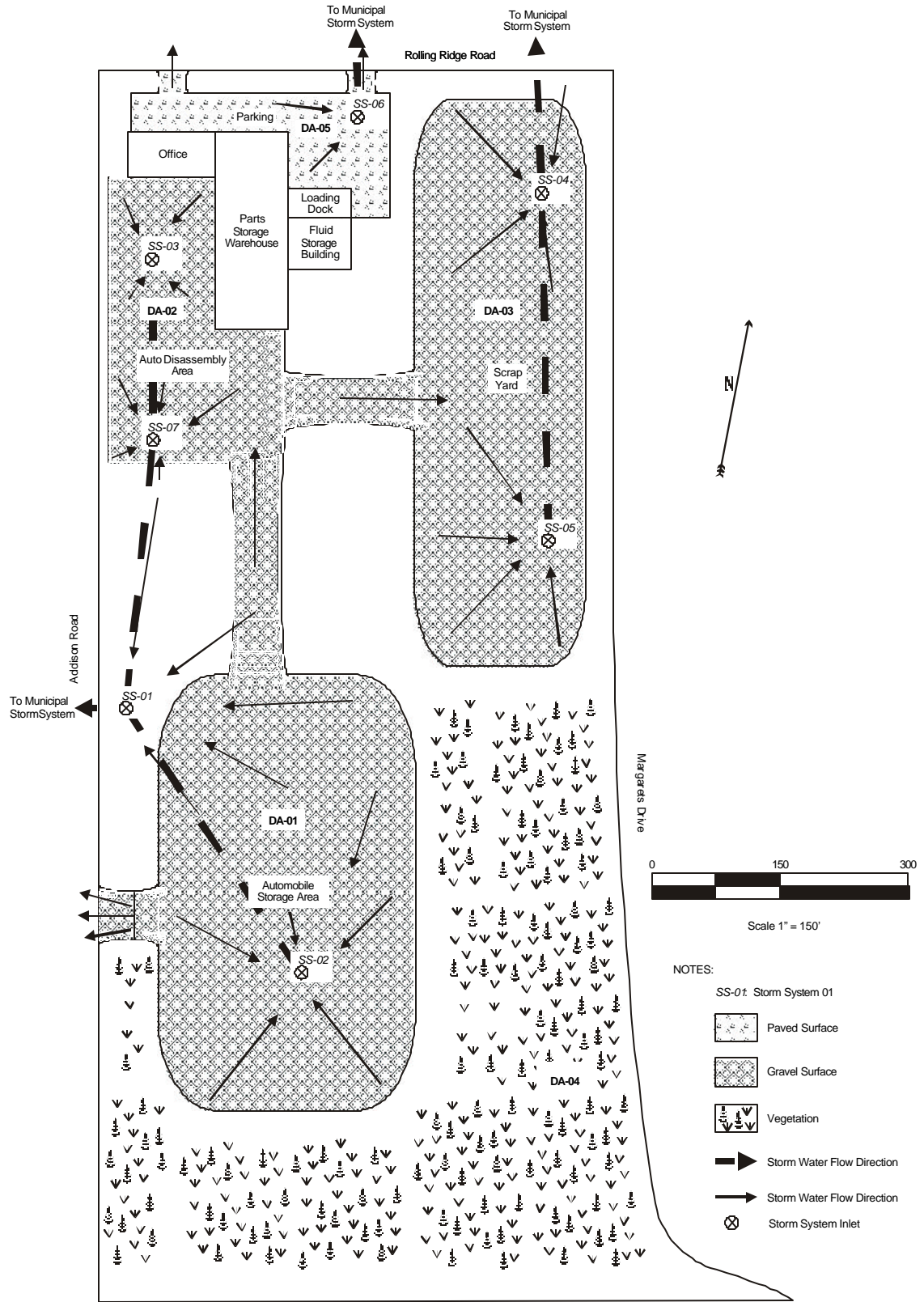


Figure 2. Site Map with Drainage Areas and Storm Water Flow (Prior to BMP Implementation)

Table 1

Characteristics of Storm Water Drainage

Drainage Area⁽¹⁾	Storm water Flow Description	Total Size (sq. feet)	Impervious Surface Area (sq. feet)	Runoff Coefficient⁽²⁾	Drainage Discharge Point
DA-01	Automobile Storage Area: Overland flow across the compacted gravel area to storm inlets SS-01 and SS-02.	150,000	0	Medium	Cabin Branch Creek
DA-02	Disassembly Area: Sheet flow across the compacted gravel area to storm inlets SS-03 and SS-07. All roof drains from the office area, the fluid storage building, and the warehouse discharge to storm inlet SS-03.	60,400	60,400	High	Cabin Branch Creek
DA-03	Scrap Yard: Overland flow across the compacted gravel area to storm inlets SS-04 and SS-05.	130,000	0	Medium	Cabin Branch Creek
DA-04	Grass-covered Area: All grass-covered areas located southeast of the automobile storage area. Flow from this area does not leave the site as storm water run off.	281,250	0	Low	None
DA-05	Parking Area: Sheet flow across paved areas to storm inlet SS-06.	18,200	18,200	High	Cabin Branch Creek

(1) See Figure 2 for drainage areas.

(2) Runoff Coefficient:

High: 70-100% impervious (example: asphalt, buildings, paved surfaces)

Medium: 40-70% impervious (example: packed soils)

Low: 0-40% impervious (examples: grassy areas)

apparent storm water drainage patterns. Drainage area DA-04 located along the southeast one-third of the property is undeveloped wooded area and generally covered by vegetation. Because of the high permeability of the soils and the absence of site activities in this area, this drainage area is not significant and will not be addressed further in this SWPPP. Paved parking areas are affected by industrial activities and are therefore included in this SWPPP. Drainage areas DA-01 (automobile storage area), DA-02 (disassembly area and roof drains from the office building), DA-03 (scrap yard) and DA-05 (paved parking and drive areas) ultimately discharge to Cabin Branch Creek through a municipal storm system. Cabin Branch Creek discharges into Beaver Dam Creek approximately two miles downstream, which in turn empties into the Anacostia River approximately 8 miles downstream. The Anacostia River is a major tributary to Chesapeake Bay.

4.0 IDENTIFICATION OF POTENTIAL STORM WATER CONTAMINANTS

This section identifies significant materials located at the facility that may potentially contaminate storm water. Additionally, the section presents a record of past spills and leaks, identifies potential areas for storm water contamination, and summarizes available storm water sampling data.

4.1 Significant Material Inventory

Materials used by the facility that have the potential to be present in storm water runoff are listed in Table 2. This table includes information regarding material type, chemical and physical description, and the specific regulated storm water pollutants associated with each material.

4.2 Historic Spill and Leak Record

According to the facility records, there have not been any spills in uncovered areas of the facility in the past three years.

4.3 Potential Areas for Storm Water Contamination

The following potential source areas of storm water contamination were identified and evaluated:

Automobile storage area: Automobiles received by the facility are parked in the automobile storage area awaiting disassembly. Storm water from this area can be potentially contaminated by automobile fluids leaking on the gravel surface. These contaminants may contain oil and grease, heavy metals, mineral oil, and alcohols.

Automobile disassembly area: Automobiles are dismantled to salvage their parts. Storm water from this area can be potentially contaminated by leaks and spills of automobile fluids on the gravel surface during parts removal. These contaminants may contain oil and grease, petroleum distillates, heavy metals, and alcohols.

Scrap yard: Automobile parts which can not be salvaged are placed in the scrap yard prior to off-site shipment as scrap steel. Storm water from this area can be potentially contaminated by rusting steel and residual oil and grease remaining on parts. These contaminants may contain iron oxides, solids, and oil and grease.

Parking lot and loading dock: Employees park their vehicles in the parking lot area and fluids are loaded on to trucks at the loading dock. Storm water from this area can be potentially contaminated by leaking fluids from vehicles parked in the parking lot and accidental spills during the loading of 55-gallon drums stored in the fluid storage building. These contaminants may contain oil and grease, mineral oil, and solids.

Table 3 presents site specific information regarding storm water pollution potential from each of these areas.

4.4 A Summary of Available Storm Water Sampling Data

Magerr's Auto Salvage Facility has no available sampling data because sampling has not been conducted at the site to date.

Table 2**Significant Materials Used at Magerr's Auto Salvage Facility**

Trade Name Material	Chemical/Physical Description⁽¹⁾	Storm Water Pollutants⁽¹⁾
Lubricants	Black/brown oily liquid hydrocarbon	Oil & grease, lead, cadmium
Hydraulic oil/fluids	Brown oily petroleum hydrocarbon	Mineral oil
Brake Fluid	Ethylene glycol based syrupy liquid	Ethylene glycol
Antifreeze/coolant	Clear green/yellow liquid	Ethylene glycol, propylene glycol, heavy metals (copper, lead, zinc)
Windshield washer fluid	Clear or blue liquid	Ammonia, methanol
Oil recovered from steam cleaning	Brown oily water	Oil & grease, solids
Wastewater recovered from steam cleaning	Water	Oil & grease, solids
Gasoline	Colorless, pale brown or pink petroleum hydrocarbon	Benzene, ethyl benzene, toluene, xylene, MTBE
Battery acid	White translucent liquid or gel	Sulfuric acid
Transmission Fluid	Red liquid	Mineral oil, glycols, heavy metals, petroleum distillates
Degreasing Solvents	Colorless or white liquid	Trichloroethylene, trichloroethane, perchloroethylene
Motor oil	Clear, amber liquid petroleum hydrocarbon	Mineral oil, petroleum distillates
Diesel Fuel	Clear, blue-green to yellow liquid	Petroleum distillate, oil & grease, naphthalene, xylenes
Car batteries	Clear, slightly yellow liquid	Lead sulfate
Rust	Reddish solid	Iron oxides
Switches	Viscous silver metallic liquid	Mercury

(1) Data obtained from MSDSs when available.

Table 3

Locations of Potential Sources of Storm Water Contamination

Drainage Area⁽¹⁾	Potential Storm Water Contamination Point	Potential Pollutant	Potential Problem
DA-01	Automobile storage area	All materials in Table 2	Leaking fluids from automobiles awaiting disassembly.
DA-02	Auto disassembly area	All materials in Table 2	Accidental release due to leaks and spills during disassembly.
DA-03	Scrap yard	Solids, iron oxide, oil & grease	Iron oxide generated from rusting metal parts in the scrap yard will discolor storm water and add particulates. Residual oil and grease in steering systems, wheel bearings, etc. will continue to leak, contaminating storm water with oil and grease.
DA-05	Loading dock on the north side of the fluid storage building and parking areas	All materials in Table 2	Accidental release of liquids while loading 55-gallon drums of used fluid into shipping trailers. Leaking motor oil from employee vehicles in the parking areas.

4-4

(1) See Figure 2 for drainage areas.

5.0 STORM WATER MANAGEMENT CONTROLS

This section discusses the storm water management controls required by the permit and describes the management practices selected to address the areas of concern identified in Section 4 of this SWPPP.

5.1 Compliance with Other Programs

Storage of fluids collected from automobiles complies with the requirements of the Resource Conservation and Recovery Act (RCRA). Under RCRA, Magerr's Auto Salvage conducts weekly inspections of the fluid storage area to verify placarding, storage times, and the integrity of storage containers. During the RCRA inspection, leaks or spills which may impact storm water are noted and cleaned immediately. The BMPs included in this SWPPP are also intended to prevent soil and ground water contamination which could lead to a CERCLA enforcement action. Magerr's Auto Salvage has also developed a Spill Prevention Control and Countermeasure (SPCC) Plan which includes BMPs for oil storage. The BMPs in the SPCC Plan prevent storm water contamination. Since these BMPs are included in the SPCC Plan, they are not included in this SWPPP.

5.2 Storm Water Management Practices

Upon reviewing the potential pollutants at the facility and the facility operations, Magerr's prepared a list of planned Best Management Practices (BMPs). When implemented, these BMPs will control the discharge of potential pollutants in storm water runoff for each area of concern. Passive treatment BMPs were developed with a goal to remove 80% of all storm water pollutants. The list of BMPs was reviewed by the operations manager for applicability and feasibility. Figure 3 shows the structural BMPs that will be implemented to prevent storm water contamination.

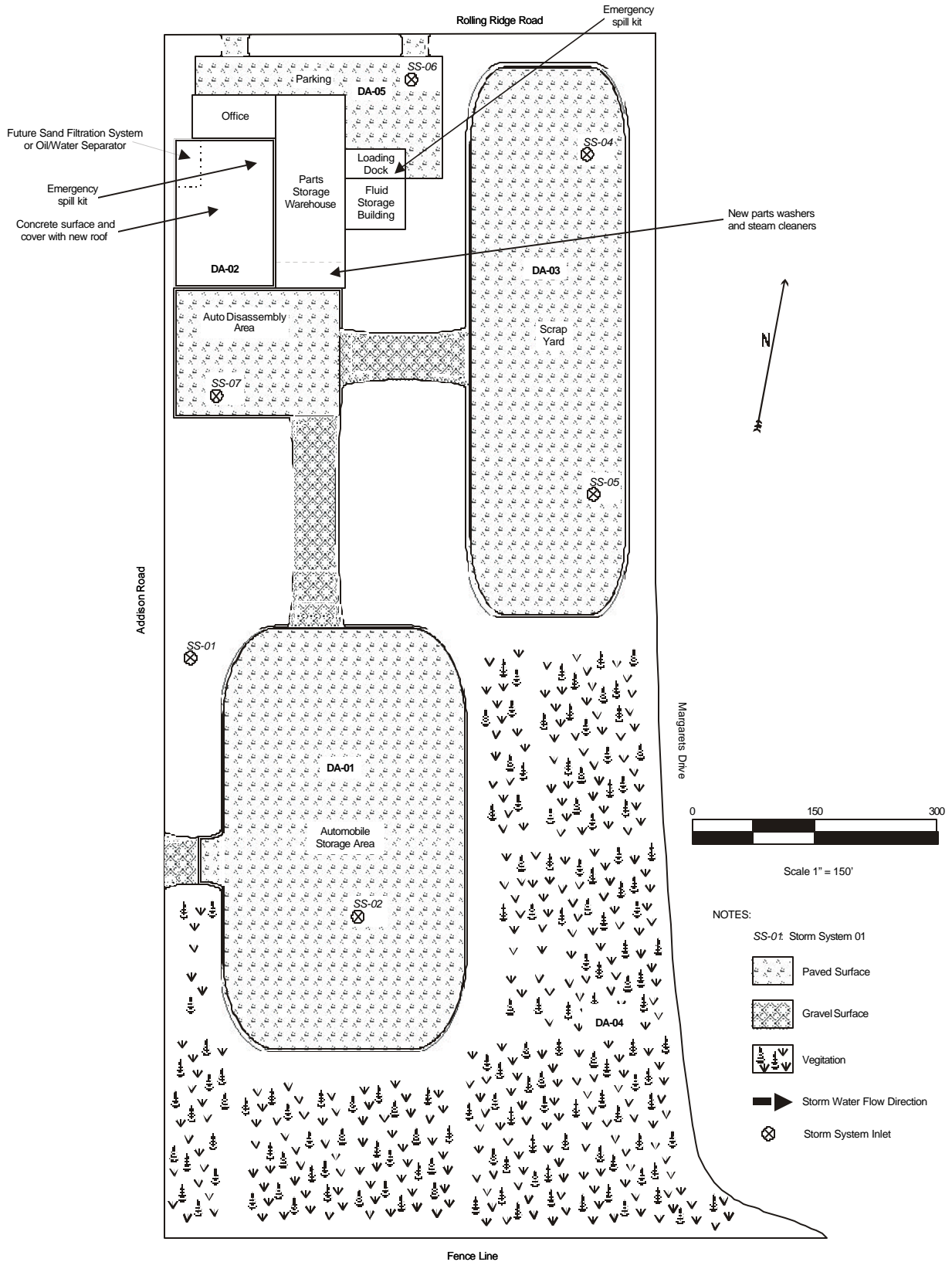


Figure 3. Site Map with Structural BMPs

DA-01

To prevent storm water impacts in the automobile storage area (DA-01), the following BMPs will be implemented:

- As of the date of this plan, all automobiles entering the area will be inspected for leaks.
- As of the date of this plan, automobiles will not be stored for more than two weeks awaiting disassembly and during disassembly, all fluids will be drained from the automobiles and properly collected and stored.
- Within 30 days of the date of this plan, drip pans will be placed under any detected leaks in order to collect fluid that would previously have dripped on to the gravel and ultimately discharge into Cabin Branch Creek.
- Within 30 days of the date of this plan, absorbent oil socks will be placed on the storm system inlets SS-01 and SS-02 as a secondary preventative measure should the drip pans fail to contain all the leaking fluids.
- Within 2 years of the date of this plan, the storage area will be paved and curbing will be placed along the perimeter to provide for better containment and cleanup of leaking fluids.

DA-02

The automobile disassembly area (DA-02) currently has the greatest potential to impact storm water at the site due to fluids handling. To prevent storm water pollution in this area, the following BMPs will be implemented:

- As of the date of this plan, steam cleaning of parts will be conducted in a newly designated area of the warehouse.
- Within 30 days of the date of this plan, water from the steam cleaning operation will drain into a 55-gallon drum for off-site disposal. Any water not collected in the drum during steam cleaning will be vacuumed and placed into the drum.

- Within 30 days of the date of this plan, storm system inlet SS-03 will be closed and sealed.
- Within 30 days of the date of this plan, absorbent oil socks will be placed on storm inlet SS-07.
- Within 30 days of the date of this plan, fluids collected during disassembly activities will be placed into 55-gallon DOT-approved drums under the covered portion of the disassembly area. The drums will be placed on pallets with secondary containment (a plastic grate on top of a tub approximately nine inches deep to contain any leaks or spills) and when they are full they will be moved to the fluid storage building.
- Within 30 days of the date of this plan, all containers in the fluid storage building will be placed on pallets with secondary containment.
- Within 30 days of the date of this plan, weekly inspections of the fluid storage building will be conducted to look for leaks or deterioration of fluid storage containers. Any leaks identified during the inspection will be immediately cleaned using a dry absorbent.
- Within 30 days of the date of this plan, an emergency spill kit and telephone will be placed inside the fluid storage building.
- Within 30 days of the date of this plan, solvent cleaning of parts removed from automobiles will now be performed in two self-contained parts washers located in DA-02. Magerr's has contracted with a local vendor (Safe Solutions of Capital Heights Maryland) to supply the parts washers and solvent. The vendor will remove accumulated oily sludge and solvent from the parts washer and transport the material off-site within ninety days to comply with the RCRA standards for a Large Quantity Generator (LQG). All parts washers will be stationed inside the parts warehouse.
- Within three months of the date of this plan, a portion of the automobile disassembly area will be paved and sloped to contain all spilled fluid. The paved portion will also be covered with a new roof to prevent precipitation from reaching the paved disassembly area.
- Immediately after the pad is constructed, all disassembly operations which involve automobile fluids will be conducted on the concrete pad beneath the new roof.
- Within one year of the date of this plan, eventually, a sand filtration system or in-ground oil-water separator will be installed and used to collect settleable solids and floating oil from the steam cleaning water. To determine which system will be implemented, pollutant removal efficiency data will be requested from vendors of both systems.

- For spills which can not be managed by the emergency spill kit, the local fire department will be immediately telephoned.
- All spills which reach the storm system will be reported to the National Response Center at 1-800-424-8802.

DA-03

To prevent storm water pollution in the scrap yard (DA-03), the following BMPs will be implemented:

- As of the date of this plan, all scrap will be cleaned prior to entering the scrap yard.
- As of the date of this plan, the scrap yard will be inspected weekly for spills and leaks. Any spills or leaks detected will be immediately cleaned with a dry absorbent material.
- As of the date of this plan, to prevent excessive rusting of metal, scrap materials will be shipped off site within thirty days of entering the scrap yard.
- Within 30 days of the date of this plan, oil absorbent socks will be placed on storm system inlets SS-04 and SS-05.
- Within two years of the date of this plan, the area will be paved and curbing will be placed along the perimeter to prevent uncontrolled runoff.

DA-05

To prevent storm water contamination in the parking lot and loading dock area (DA-05), the following BMPs will be implemented:

- As of the date of this plan, no drum handling will take place at the loading dock during rain events.
- As of the date of this plan, when drums are being handled, storm system SS-06 will be covered to contain the spill during clean up.
- Within 30 days of the date of this plan, an emergency spill kit will be placed on the loading dock.

5.4 Storm Water Treatment

No storm water treatment measures are currently in place at the facility. As discussed above, Magerr's Auto Salvage will install a sand filtration system or an in-ground oil-water separator to collect settleable solids and floating oil from steam cleaning water.

6.0 FACILITY MONITORING PLAN

Visual inspections of all storm system inlets will be made quarterly during dry weather conditions for evidence of non-storm water discharges. The visual inspection will be completed by an employee under the SWPPP Coordinators' direction. The dry weather inspections will verify the site is not discharging sanitary or process water to storm system. Information recorded on the inspection log shall include: date of inspection, storm system inlet location, inspection results, and potential significant sources of non-storm water discovered through testing. Blank dry-weather inspections forms can be found in Appendix A of this SWPPP.

Magerr's Auto Salvage will perform quarterly visual inspections of all storm system inlets during rain events to look for evidence of storm water contamination. Inspections will be conducted within the first thirty minutes of discharge or soon thereafter, but not exceeding 60 minutes. The visual inspection shall include any observations of color, odor, turbidity, floating solids, foam, oil sheen, or other obvious indicators of storm water pollution. Information recorded during the quarterly inspection shall include: date of inspection, storm system inlet location, inspection results, and potential significant sources of storm water contaminants if discovered. Blank quarterly inspections forms can be found in Appendix A of this SWPPP.

An annual storm water compliance inspection will be conducted approximately one year following implementation of this SWPPP and annually thereafter. The inspection will determine if the BMPs have been implemented and will assess their effectiveness. The inspection will also determine if site operations have changed since development of this SWPPP. If operational changes have been made, the SWPPP Coordinator will determine if those changes will impact storm water quality and develop new BMPs to address the change. All operational changes and new BMPs will be recorded in this SWPPP. Additionally, the inspection date, the inspection personnel, the scope of the inspection, major observations, and any needed revisions will be recorded. Revisions to the plan will occur within fourteen days after the annual inspection. Blank annual compliance inspections forms can be found in Appendix A of this SWPPP.

7.0 COMPLIANCE AND REPORTING REQUIREMENTS

7.1 SWPPP and SWPPP Summary

As per the requirements of Magerr's Auto Salvage's general permit number MD-S1234567-8, Magerr's Auto Salvage is required to prepare a SWPPP by the effective date of September 15, 2000. The SWPPP will be kept at the facility and will be made available to the state or federal compliance inspection officer upon request.

7.2 Employee Training

An employee training program will be developed and implemented to educate employees about the requirements of the SWPPP. This education program will include background on the components and goals of the SWPPP and hands-on training in spill prevention and response, good housekeeping, proper material handling, disposal and control of waste, container filling and transfer, and proper storage, washing, and inspection procedures. All new employees will be trained within one week of their start date. Additionally, all employees will be required to participate in an annual refresher training course. An employee sign-in sheet for the refresher course can be found in Appendix A of this document. The training program will be reviewed annually by the SWPPP coordinator to determine its effectiveness and to make any necessary changes to the program.

7.3 Implementation Schedule

In accordance with the State of Maryland, the SWPPP implementation schedule is presented in Table 4. Table 5 presents the implementation schedule for the individual BMPs. This schedule corresponds to the September 15, 2000 effective date of the SWPPP.

Table 4

Implementation Schedule

Storm Water Pollution Prevention Action Items	Implementation Date
Implement employee training	Immediate
Non-storm water discharge assessment	Immediate
Quarterly visual monitoring	December 15, 2000; March 15, 2001; June 15, 2001; September 15, 2001; and quarterly thereafter
Implementation of BMPs	See Table 5
Annual facility site compliance inspection	September 15, 2001 and annually thereafter

Table 5

BMP Implementation Schedule

Drainage Area ⁽¹⁾	Best Management Practices	Implementation Date
DA-01	Vehicles will be inspected for leaks when delivered to the facility.	Immediately
	Automobiles will not be stored for more than 14 days waiting disassembly.	Immediately
	Drip pans will be placed under leaking vehicles.	Within 30 days
	Oil catches (e.g., absorbent socks) will be placed on storm system inlets SS-01 and SS-02.	Within 30 days
	The automobile storage area will be paved and curbing placed along the perimeter to prevent uncontrolled runoff.	Within 2 years
DA-02	Oil catches (e.g., absorbent socks) will be placed on the storm system inlet (SS-07).	Within 30 days
	Storm system inlet SS-03 will be closed by filling with concrete.	Within 30 days
	All fluids, refrigerants, oil filters, and air bag cartridges will be removed from vehicles on the paved and covered area. All fluids will be placed into 55-gallon DOT-approved drums. When the drums are full, they will be moved to the fluid storage building until shipment off-site. Any spilled or leaked fluids will be immediately cleaned using dry absorbent (kitty litter) and placed into 55-gallon DOT approved drums.	Within 30 days
	All 55-gallon drums in the covered disassembly area will be placed on pallets with secondary containment to collect spills or leaks during fluid transfer.	Within 30 days
	A solvent recovery service will be used. This service provides parts cleaning equipment, replaces solvent, and collects waste solvent for recovery.	Within 30 days
	All fluid storage containers in the fluid storage building will be placed on pallets with secondary containment to collect spills and leaks. The fluid storage building will be inspected weekly for leaks and spills. All spills will be treated immediately with absorbent and drummed. Defective storage containers will be repaired or properly disposed. An emergency spill kit and telephone will be placed inside the fluid storage building.	Within 30 days
	A portion of the auto disassembly area will be paved and sloped to contain all spilled fluids. A roof will be added over the paved area.	Within 3 months
	All steam cleaning operations will be conducted on a concrete pad with a drain leading to a sand filtration system or an in-ground oil water separator to remove settleable solids and floating oil. Sand filtration and oil/water separator equipment vendors will be contacted to investigate removal efficiencies and implementability.	Within 1 year

Table 5 (Continued)

Drainage Area ⁽¹⁾	Best Management Practices	Implementation Date
DA-03	Scrap containing significant amounts of oil and grease will be steam cleaned prior to entering the scrap yard.	Immediately
	The scrap yard will be inspected weekly for evidence of spills or leaks. Spills or leaks will be cleaned immediately using a dry absorbent material.	Immediately
	Scrap metal will be shipped off site within 30 days of entering the scrap yard to prevent excessive rust generation.	Immediately
	Oil catches (e.g., absorbent socks) will be placed on the storm system inlets SS-04 and SS-05.	Within 30 days
	The scrap yard will be paved and curbing placed along the perimeter to prevent uncontrolled runoff.	Within 2 years
DA-05	No drum handling will occur on the fluid storage building loading dock during rain events. In addition, when drums at the fluid storage loading dock are handled (loading on to shipping trucks), storm system inlet SS-06 will be covered to contain the release during clean up.	Immediately
	An emergency spill kit will be placed on the loading dock. Employee training regarding the use of the spill kit will be provided.	Within 30 days

(1) See Figure 2 for drainage areas.

NOTE: BMPs are in chronological order according to drainage area.

7.4 Record Retention Requirements

Records described in the SWPPP must be retained on site for 5 years beyond the date of the cover letter (September 15, 2000) notifying the facility of coverage under a storm water permit, and shall be made available to the state or federal compliance inspection officer upon request. Additionally, employee training records and waste and recycling receipts or vouchers shall also be maintained.

7.5 Principal Executive Officer Signature

In accordance with the State of Maryland, this plan has been approved and signed by Mr. Mike Jones, the authorized representative responsible for the operation of the facility.

7.6 Provisions for Amendment of the Plan

If the facility expands, experiences any significant production increases or process modifications, or changes any significant material handling or storage practices which could impact storm water, the SWPPP will be amended appropriately. The amended SWPPP will have a description of the new activities that contribute to the increased pollutant loading and planned source control activities.

The SWPPP will also be amended if the state or federal compliance inspection officer determines that it is ineffective in controlling storm water pollutants discharged to waters.

7.7 Corporate Certification

I certify under penalty of law that this document and all attachments were prepared under my direction or supervision in accordance with a system designed to assure that qualified personnel properly gathered and evaluated the information submitted. Based on my inquiry of the person or persons who manages the system, or those persons directly responsible for gathering the information, the information submitted is, to the best of my knowledge and belief, true, accurate, and complete. I am aware that there are significant penalties for submitting false information, including the possibility of fine and imprisonment for knowing violations.

Name

Title

Date

Appendix A

Inspection Logs

Refresher Course

Employee Sign-In Sheet

Date	Employee Name	Employee Signature

Quarterly Non-Storm Water Discharge Assessment Log

Date	Outfall Number or Description	Flow ⁽¹⁾ (Y/N)	If Flow is Yes, Complete This Section		
			Possible Source	Observations ⁽²⁾	Corrective Action
	DA-01 - SS-01, SS-02		Leaking fluids from automobiles awaiting disassembly.		
	DA-02 - SS-03, SS-07		Automobile fluids due to leaks and spills during disassembly.		
	DA-03 - SS-04, SS-05		Rusting steel and residual oil and grease on the automobiles.		
	DA-05 - SS-06		Release of liquids during drum handling and leaking fluids from parked cars.		

(1) Evaluation shall take place during dry periods.

(2) Observations include flow, stains, sludge, color, odor, or other indications of a non-storm water discharge.

Inspector's Name _____

Quarterly Visual Monitoring Inspection Log

Date	Time ⁽¹⁾	Outfall Number or Description	Weather Conditions	Observations ⁽²⁾	Probable Source of Any Observed Contamination
		DA-01 - SS-01, SS-02			Leaking fluids from automobiles awaiting disassembly.
		DA-02 - SS-03, SS-07			Automobile fluids due to leaks and spills during disassembly.
		DA-03 - SS-04, SS-05			Rusting steel and residual oil and grease on the automobiles.
		DA-05 - SS-06			Release of liquids during drum handling and leaking fluids from parked cars.

A-3

(1) Inspections shall be conducted within the first thirty minutes of discharge or as soon thereafter as practical, but not exceeding sixty minutes.

(2) Observations include color, odor, turbidity, floating solids, foam, oil sheer, etc.

Inspector's Name _____

Annual Site Compliance Inspection Log⁽¹⁾

Date	Drainage Area	Potential Pollutants and Source	Changes in Drainage Conditions or Operations Since Last Inspection ⁽²⁾	BMP Effective (Y/N)	Current and Proposed BMPs	Implementation Schedule for proposed BMPs
	DA-01	Leaking fluids from automobiles awaiting disassembly.				
	DA-02	Automobile fluids due to leaks and spills during disassembly.				
	DA-03	Rusting steel and residual oil and grease on the automobiles.				
	DA-5	Release of liquids during drum handling and leaking fluids from parked cars.				

A-4

(1) Scope of this inspection is to verify that BMPs are properly operated and are adjusted if operational or site changes require new BMPs to prevent storm water contamination.

(2) Changes in drainage conditions or operations require revisions to the SWPPP.

Inspector's Name _____