



Lab Web Portal - GC ARLN

Introduction

NOTICE

NO PATIENT DATA WAS USED IN THIS PRESENTATION.

ALL “PATIENT” INFORMATION HAS BEEN FABRICATED FOR TRAINING PURPOSES.


The logo consists of a red square containing the letters 'TN' in white, serif font. Below the red square is a thin, dark blue horizontal bar.

TN

™

**Welcome to the
Lab Web Portal (LWP)**

Accessing the Lab Web Portal




The screenshot shows the login interface for the TN Department of Health. At the top, there is a logo consisting of a red square with the white letters 'TN' and the text 'Department of Health' to its right. Below the logo, there are two input fields: 'Username' and 'Password'. The 'Password' field has a small eye icon to its right, indicating a toggle for password visibility. Below the input fields is a blue button with the text 'LOGIN' in white. At the bottom of the form, there are two links: 'New User Registration' and 'Forgot Password?', both underlined.

<https://lwp-web.aimsplatform.com/tn2/#/auth/login>

Portal Login Page


- Login Existing Account
- New User Registration
- Reset Password
- Order Support
 - View Lab Contacts
 - Information on where to submit specimens
- Technical Support
 - Technical Support Contacts



The screenshot shows the login page for the TN Department of Health. At the top left is the logo, which consists of a red square with the white letters 'TN' and the text 'Department of Health' to its right. Below the logo are two input fields: 'Username' and 'Password'. The 'Password' field has a small eye icon to its right. Below the input fields is a blue button with the text 'LOGIN'. At the bottom of the form area, there are two links: 'New User Registration' and 'Forgot Password?'. At the very bottom of the page, there is a footer with the text: '©2007 - 2020 iConnect Consulting, Inc. Order Support Technical Support 13 Oct 2020 19:07 8.2.0.1179'.

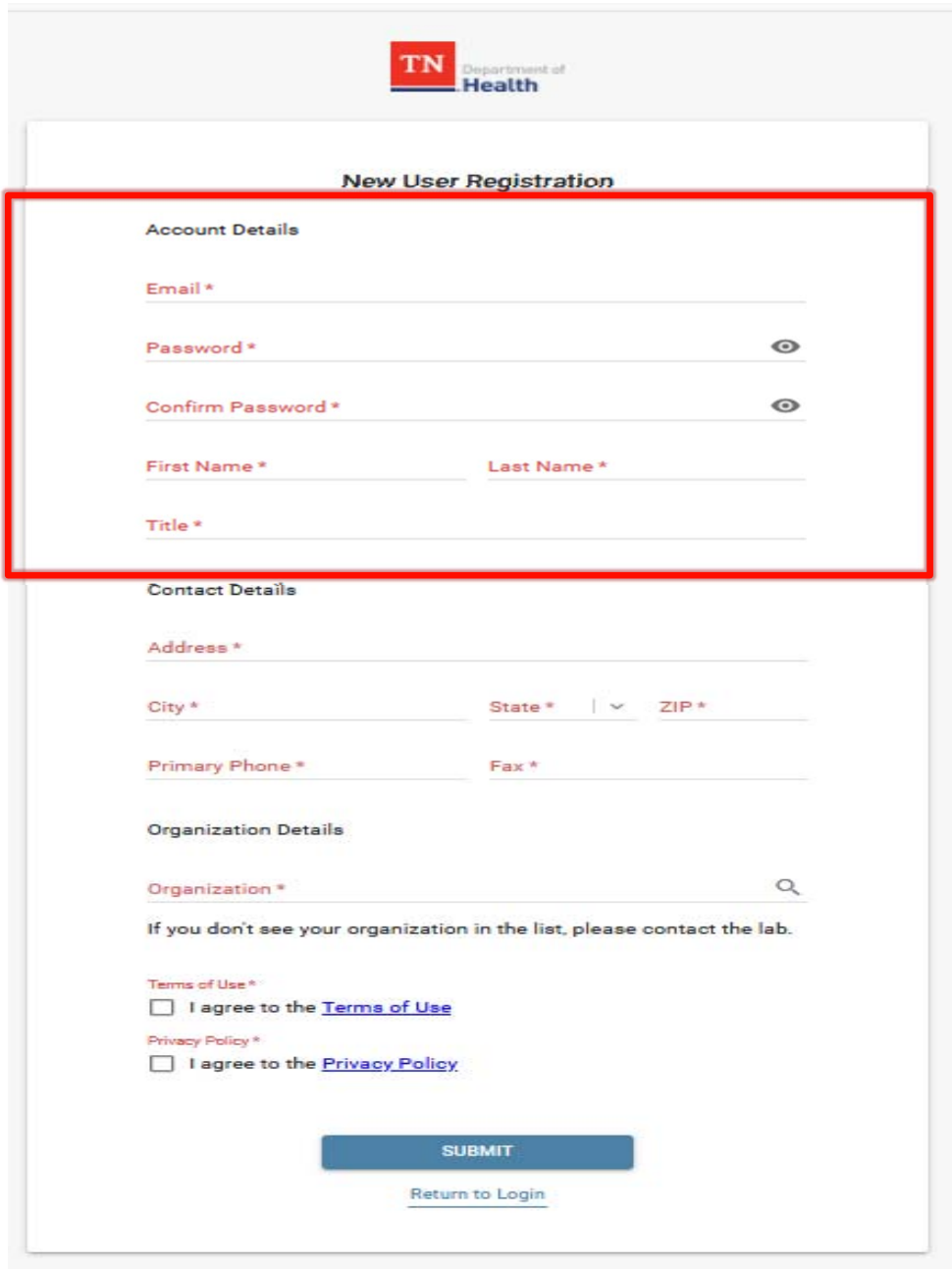
New User Registration

- Click “New User Registration”



The screenshot shows the TN Department of Health login interface. At the top is the logo, which consists of a red square with the white letters 'TN' and the text 'Department of Health' to its right. Below the logo are two input fields: 'Username' and 'Password'. The 'Password' field has a small eye icon to its right. Below these fields is a blue button labeled 'LOGIN'. At the bottom of the form, there are two links: '[New User Registration](#)' and '[Forgot Password?](#)'. A large red arrow points from the left towards the 'New User Registration' link.

New User Registration





TN Department of Health

New User Registration

Account Details

Email *

Password * 

Confirm Password * 

First Name * Last Name *

Title *


Contact Details

Address *

City * State * | v ZIP *

Primary Phone * Fax *

Organization Details

Organization * 

If you don't see your organization in the list, please contact the lab.

Terms of Use *

I agree to the [Terms of Use](#)

Privacy Policy *

I agree to the [Privacy Policy](#)

SUBMIT

[Return to Login](#)

Account Details

- Email address (username)
- Password
- Confirm Password
- Name (First and Last)
- Title

New User Registration

TN Department of Health

New User Registration

Account Details

Email *

Password *

Confirm Password *

First Name * Last Name *

Title *

Contact Details

Address *

City * State * | v ZIP *

Primary Phone * Fax *

Organization Details

Organization *

If you don't see your organization in the list, please contact the lab.

Terms of Use *
 I agree to the [Terms of Use](#)

Privacy Policy *
 I agree to the [Privacy Policy](#)

SUBMIT

[Return to Login](#)

Contact Details

- Facility Address
- Primary phone
- Fax number

New User Registration

TN Department of Health

New User Registration

Account Details

Email *

Password *

Confirm Password *

First Name * Last Name *

Title *

Contact Details

Address *

City * State * | ZIP *

Primary Phone * Fax *

Organization Details

Organization *

If you don't see your organization in the list, please contact the lab.

I agree to the [Terms of Use](#)

Privacy Policy *

I agree to the [Privacy Policy](#)

SUBMIT

[Return to Login](#)

Organization Details

- Begin typing the name of your facility in the “Organization” field
- Facilities in the portal will be listed
 - Select your facility from the list
 - Multiple facilities?
 - Contact Technical Support

New User Registration

TN Department of Health

New User Registration

Account Details

Email *

Password *

Confirm Password *

First Name * Last Name *

Title *

Contact Details

Address *

City * State * | ZIP *

Primary Phone * Fax *

Organization Details

Organization *

If you don't see your organization in the list, please contact the lab.

Terms of Use *
 I agree to the [Terms of Use](#)

Privacy Policy *
 I agree to the [Privacy Policy](#)

SUBMIT

[Return to Login](#)

Review “Term of Use” and “Privacy Policy”

- Check the boxes to agree
- Agreement is required to request access

New User Registration

TN Department of Health

New User Registration

Account Details

Email *

Password *

Confirm Password *

First Name * Last Name *

Title *

Contact Details

Address *

City * State * | ZIP *

Primary Phone * Fax *

Organization Details

Organization *

If you don't see your organization in the list, please contact the lab.

Terms of Use *
 I agree to the [Terms of Use](#)

Privacy Policy *
 I agree to the [Privacy Policy](#)

SUBMIT

[Return to Login](#)

Click Submit to complete the registration process

- New user request will be sent to the portal admin for approval
- All user requests will be verified with facility supervisory staff
- Users will be notified by email upon approval
 - Please allow 24 hours for account review

The logo consists of a red square containing the letters 'TN' in white, serif font. Below the red square is a thin, dark blue horizontal bar.

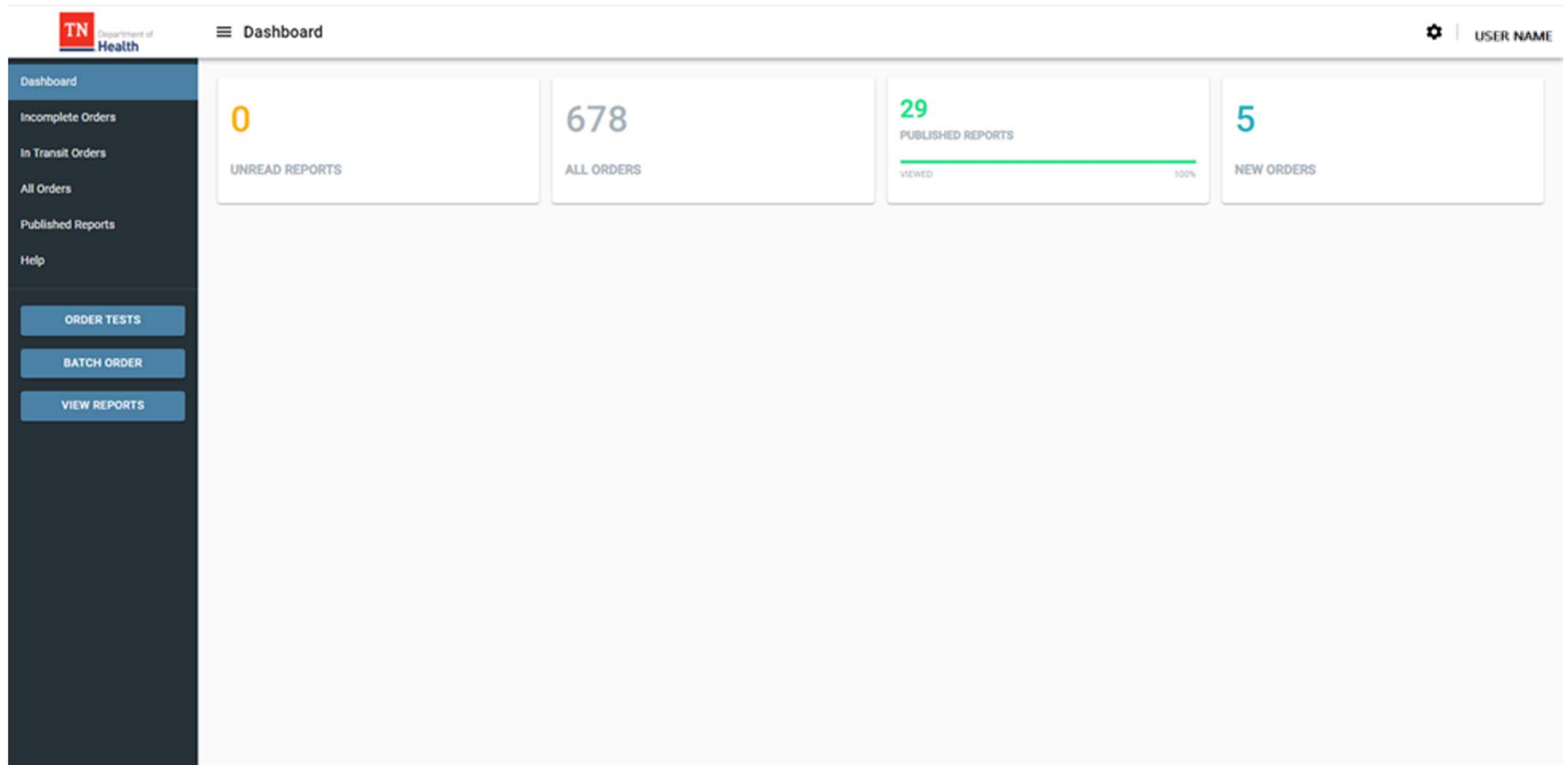
TN

TM

Navigating the Lab Web Portal

Dashboard

- Landing page after log in
- Control center of the LWP



Dashboard - Tiles

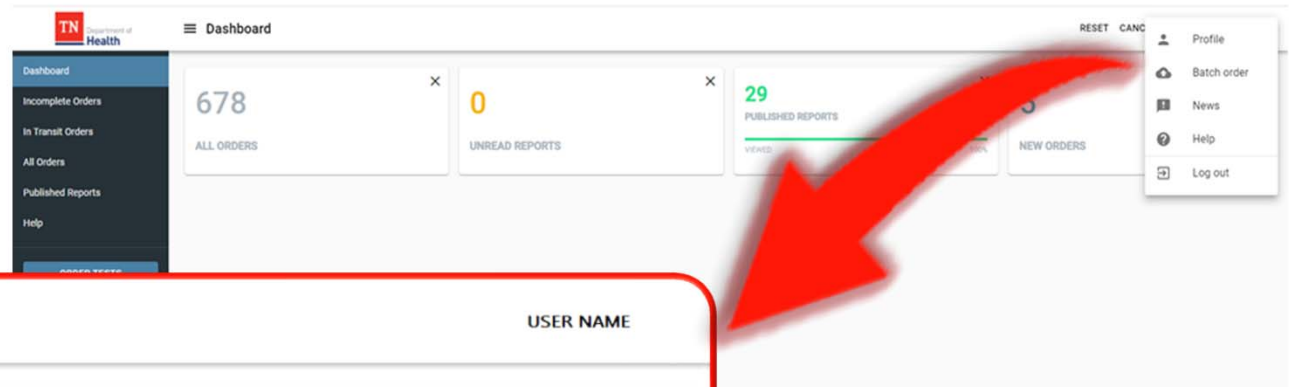
- Displays counters and key performance indicators
 - Top Number = total number for user organization
 - Progress bar = viewed vs not viewed reports
- Click on the tile to open relevant data grids

The dashboard displays four key performance indicator tiles:

Metric	Value	Progress
UNREAD REPORTS	0	-
ALL ORDERS	678	-
PUBLISHED REPORTS	29	100%
NEW ORDERS	5	-

Editable: Click on the gear icon to edit

User Drop-Down Menu - Profile



A screenshot of the user profile page. The page title is "Profile" and the user name is "USER NAME". The "PERSONAL INFO" tab is highlighted with a red box. The page contains a table of personal information and a list of organizations. At the bottom right, there are "CANCEL" and "SAVE" buttons.

First Name	Last Name	Title
Stephanie	Poindexter	Training Coordinator

Email Address	Address	City
stephanie.poindexter@tn.gov	630 Hart Lane	Nashville

State	ZIP	Primary Phone
TN	37216	6152626338

Primary Fax	Role
6152626393	LWP_Physician

Organizations

- Tennessee Dept. of Health Division of Lab Services
tdhls.nas
- Maury County Health Department
06001
- Williamson County Health Department
09403
- Williamson County Health Department
09401
- Wilson County Health Department
09501

CANCEL SAVE

- Click on your username to access the drop-down menu to edit your personal information
- Click the "Change Password" tab to change your password

User Drop-Down Menu – Manage Notifications

The image shows a screenshot of the TN Department of Health user interface. The top navigation bar includes the TN logo, a hamburger menu, and the text "Dashboard". Below this, there are four summary cards: "678 ALL ORDERS", "0 UNREAD REPORTS", "29 PUBLISHED REPORTS VIEWED 100%", and "5 NEW ORDERS". A user profile dropdown menu is visible in the top right corner, containing options for Profile, Batch order, News, Help, and Log out. The main content area is titled "Profile" and contains three tabs: "PERSONAL INFO", "MANAGE NOTIFICATIONS" (highlighted with a red box), and "CHANGE PASSWORD". Below the tabs is a table with columns for #, Event, Type, Frequency, Enabled, and Delete. An "ADD NOTIFICATION" button is located in the bottom right corner of the table area, highlighted with a red arrow. A large red arrow also points from the top right towards the "MANAGE NOTIFICATIONS" tab.

Add personal preferences for Portal notification events by clicking **ADD NOTIFICATION** under the Manage Notifications tab

User Drop-Down Menu – Manage Notifications

The screenshot shows the 'Profile' page with the 'MANAGE NOTIFICATIONS' tab selected. A table lists a notification: 'New Report is available' via 'Email' with a frequency of 'Immediately'. The 'Enabled' checkbox is checked. A dropdown menu is open, showing 'Immediately' and 'Once a day' options. The 'SAVE' button is at the bottom right.

#	Event	Type	Frequency	Enabled	Delete
1	New Report is available	Email	Immediately	no	

- Click “Enabled” to be notified when a new report is available
 - Choose to be notified immediately or once per day
 - Save the settings
- To delete a notification, click the icon next to the notification

Dashboard - Navigation Panel



Collapse the Navigation Panel by clicking the ≡ button

Data Grids

- Incomplete Orders
- In Transit Orders
- All Orders
- Published Reports

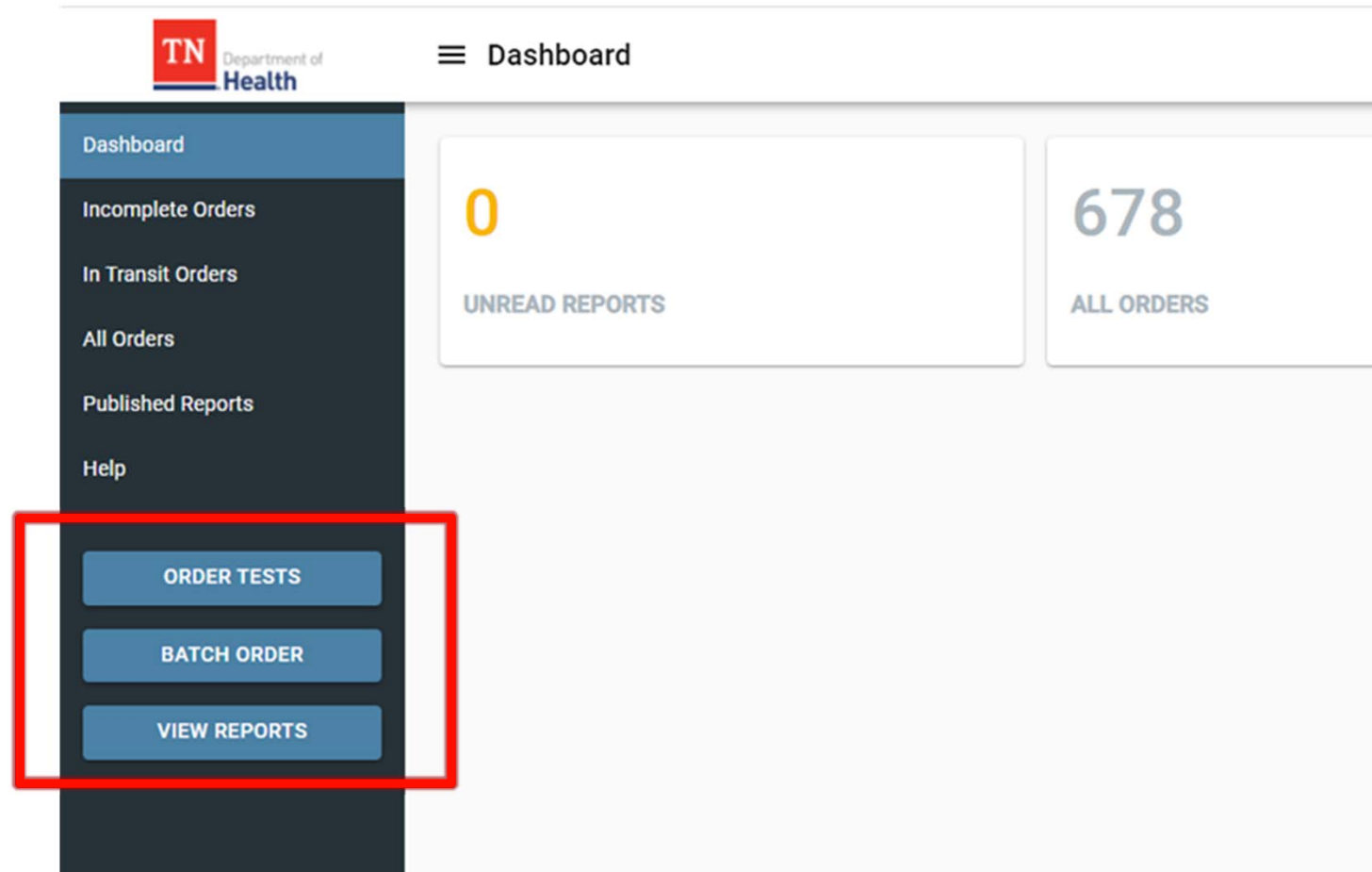
A screenshot of the TN Department of Health dashboard. The navigation panel is on the left, with a red box highlighting the menu items: Dashboard, Incomplete Orders, In Transit Orders, All Orders, Published Reports, and Help. Below these are buttons for ORDER TESTS, BATCH ORDER, and VIEW REPORTS. The main dashboard area shows a 'Dashboard' header, a hamburger menu icon, and the word 'Dashboard'. There are two summary cards: one for 'UNREAD REPORTS' with a value of 0, and another for 'ALL ORDERS' with a value of 678.

NOTE: Not all users will have access to all options

Dashboard – Navigation Panel

Call-To-Action Buttons

- Order Tests
- Batch Orders
- View Reports



NOTE: Not all users will have access to all options

Help Portal



≡ Help

USER NAME

Dashboard

Incomplete Orders

In Transit Orders

All Orders

Published Reports

Help

ORDER TESTS

BATCH ORDER

VIEW REPORTS

Resources

[CONTACT US](#)

Frequently Asked Questions

Quick Search

How do I submit a test order?



How do I track my test order?



How to view published lab report?



How to view submitted order?



How do I setup to receive emails when I have new reports published?



The logo consists of a red square containing the letters 'TN' in white, serif font. Below the red square is a thin, dark blue horizontal bar.

TN

TM

Using the Data Grids

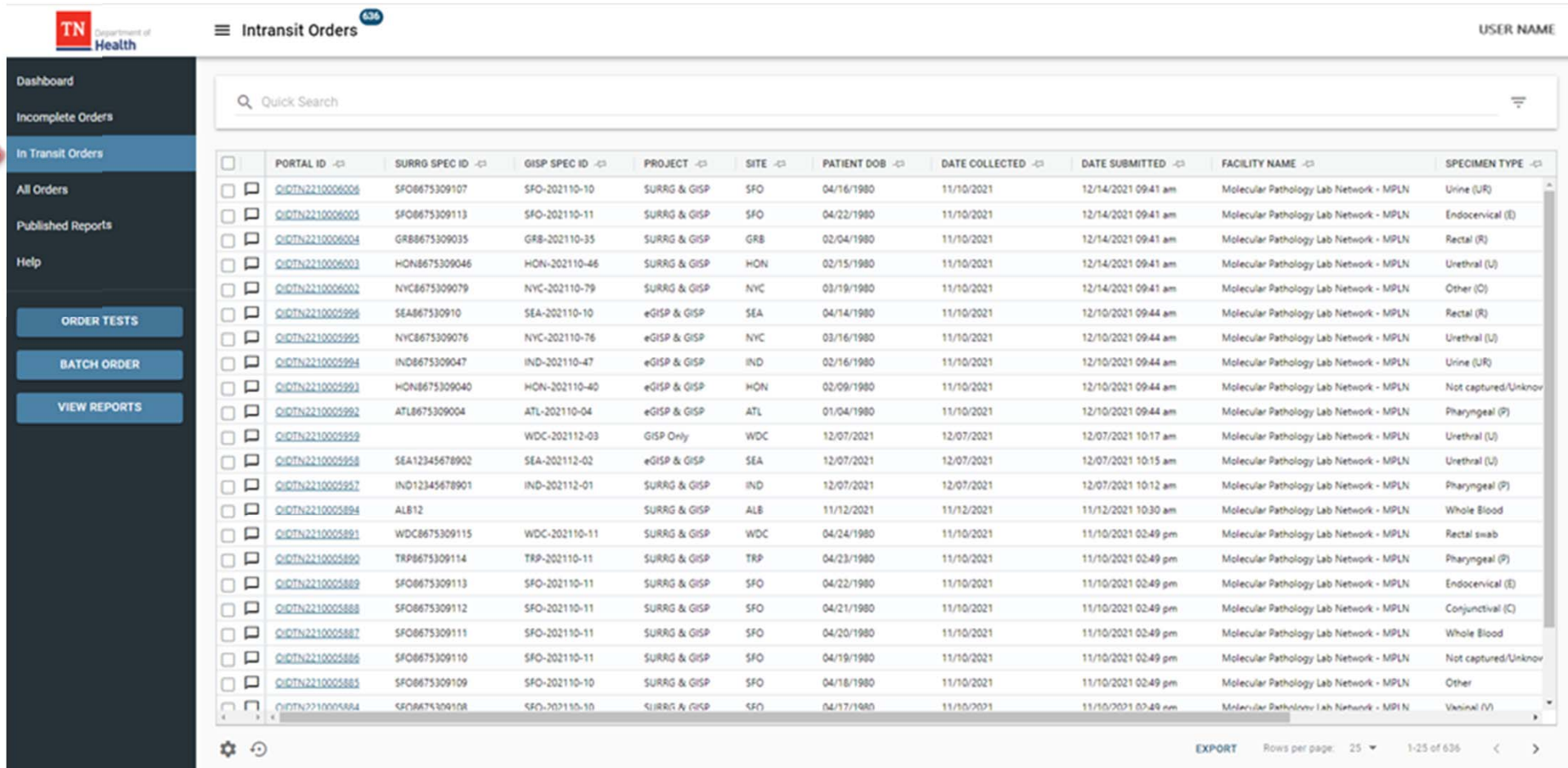
Incomplete Orders

- Lists orders that have been started but not yet submitted

The screenshot displays the 'Incomplete Orders' interface. On the left, a dark sidebar contains navigation links: Dashboard, Incomplete Orders (highlighted with a red arrow), In Transit Orders, All Orders, Published Reports, and Help. Below these are three buttons: ORDER TESTS, BATCH ORDER, and VIEW REPORTS. The main content area features a search bar at the top, followed by a table with the following headers: KEY, SPECIMEN ID, PATIENT NAME, PATIENT DOB, PATIENT MRN, and DATE CREATED. The table body is empty. At the bottom right, there is a pagination control showing 'Rows per page: 25' and '0-0 of 0'.

In Transit

- Lists orders that have been submitted, but not yet received by the lab



TN Department of Health

Intransit Orders 636 USER NAME

Quick Search

	PORTAL ID	SURRO SPEC ID	GISP SPEC ID	PROJECT	SITE	PATIENT DOB	DATE COLLECTED	DATE SUBMITTED	FACILITY NAME	SPECIMEN TYPE
<input type="checkbox"/>	QIDTN2210006006	SFO8675309107	SFO-202110-10	SURRG & GISP	SFO	04/16/1980	11/10/2021	12/14/2021 09:41 am	Molecular Pathology Lab Network - MPLN	Urine (UR)
<input type="checkbox"/>	QIDTN2210006005	SFO8675309113	SFO-202110-11	SURRG & GISP	SFO	04/22/1980	11/10/2021	12/14/2021 09:41 am	Molecular Pathology Lab Network - MPLN	Endocervical (E)
<input type="checkbox"/>	QIDTN2210006004	GRB8675309035	GRB-202110-35	SURRG & GISP	GRB	02/04/1980	11/10/2021	12/14/2021 09:41 am	Molecular Pathology Lab Network - MPLN	Rectal (R)
<input type="checkbox"/>	QIDTN2210006003	HON8675309046	HON-202110-46	SURRG & GISP	HON	02/15/1980	11/10/2021	12/14/2021 09:41 am	Molecular Pathology Lab Network - MPLN	Urethral (U)
<input type="checkbox"/>	QIDTN2210006002	NYC8675309079	NYC-202110-79	SURRG & GISP	NYC	03/19/1980	11/10/2021	12/14/2021 09:41 am	Molecular Pathology Lab Network - MPLN	Other (O)
<input type="checkbox"/>	QIDTN2210005998	SEA867530910	SEA-202110-10	eGISP & GISP	SEA	04/14/1980	11/10/2021	12/10/2021 09:44 am	Molecular Pathology Lab Network - MPLN	Rectal (R)
<input type="checkbox"/>	QIDTN2210005995	NYC8675309076	NYC-202110-76	eGISP & GISP	NYC	03/16/1980	11/10/2021	12/10/2021 09:44 am	Molecular Pathology Lab Network - MPLN	Urethral (U)
<input type="checkbox"/>	QIDTN2210005994	IND8675309047	IND-202110-47	eGISP & GISP	IND	02/16/1980	11/10/2021	12/10/2021 09:44 am	Molecular Pathology Lab Network - MPLN	Urine (UR)
<input type="checkbox"/>	QIDTN2210005993	HON8675309040	HON-202110-40	eGISP & GISP	HON	02/09/1980	11/10/2021	12/10/2021 09:44 am	Molecular Pathology Lab Network - MPLN	Not captured/Unknov
<input type="checkbox"/>	QIDTN2210005992	ATL8675309004	ATL-202110-04	eGISP & GISP	ATL	01/04/1980	11/10/2021	12/10/2021 09:44 am	Molecular Pathology Lab Network - MPLN	Pharyngeal (P)
<input type="checkbox"/>	QIDTN2210005959		WDC-202112-03	GISP Only	WDC	12/07/2021	12/07/2021	12/07/2021 10:17 am	Molecular Pathology Lab Network - MPLN	Urethral (U)
<input type="checkbox"/>	QIDTN2210005958	SEA12345678902	SEA-202112-02	eGISP & GISP	SEA	12/07/2021	12/07/2021	12/07/2021 10:15 am	Molecular Pathology Lab Network - MPLN	Urethral (U)
<input type="checkbox"/>	QIDTN2210005957	IND12345678901	IND-202112-01	SURRG & GISP	IND	12/07/2021	12/07/2021	12/07/2021 10:12 am	Molecular Pathology Lab Network - MPLN	Pharyngeal (P)
<input type="checkbox"/>	QIDTN2210005894	ALB12		SURRG & GISP	ALB	11/12/2021	11/12/2021	11/12/2021 10:30 am	Molecular Pathology Lab Network - MPLN	Whole Blood
<input type="checkbox"/>	QIDTN2210005891	WDC8675309115	WDC-202110-11	SURRG & GISP	WDC	04/24/1980	11/10/2021	11/10/2021 02:49 pm	Molecular Pathology Lab Network - MPLN	Rectal swab
<input type="checkbox"/>	QIDTN2210005890	TRP8675309114	TRP-202110-11	SURRG & GISP	TRP	04/23/1980	11/10/2021	11/10/2021 02:49 pm	Molecular Pathology Lab Network - MPLN	Pharyngeal (P)
<input type="checkbox"/>	QIDTN2210005889	SFO8675309113	SFO-202110-11	SURRG & GISP	SFO	04/22/1980	11/10/2021	11/10/2021 02:49 pm	Molecular Pathology Lab Network - MPLN	Endocervical (E)
<input type="checkbox"/>	QIDTN2210005888	SFO8675309112	SFO-202110-11	SURRG & GISP	SFO	04/21/1980	11/10/2021	11/10/2021 02:49 pm	Molecular Pathology Lab Network - MPLN	Conjunctival (C)
<input type="checkbox"/>	QIDTN2210005887	SFO8675309111	SFO-202110-11	SURRG & GISP	SFO	04/20/1980	11/10/2021	11/10/2021 02:49 pm	Molecular Pathology Lab Network - MPLN	Whole Blood
<input type="checkbox"/>	QIDTN2210005886	SFO8675309110	SFO-202110-11	SURRG & GISP	SFO	04/19/1980	11/10/2021	11/10/2021 02:49 pm	Molecular Pathology Lab Network - MPLN	Not captured/Unknov
<input type="checkbox"/>	QIDTN2210005885	SFO8675309109	SFO-202110-10	SURRG & GISP	SFO	04/18/1980	11/10/2021	11/10/2021 02:49 pm	Molecular Pathology Lab Network - MPLN	Other
<input type="checkbox"/>	QIDTN2210005884	SFO8675309108	SFO-202110-10	SURRG & GISP	SFO	04/17/1980	11/10/2021	11/10/2021 02:49 pm	Molecular Pathology Lab Network - MPLN	Vaginal (V)

EXPORT Rows per page: 25 1-25 of 636

All Orders

- All orders submitted by user organization, regardless of status

TN Department of Health

All Orders ⁶⁷⁸

USER NAME

Quick Search

			LIMS ACCESSION ID	PORTAL ID	SURRG SPEC ID	PROJECT	SITE	PATIENT DOB	DATE COLLECTED	DATE SUBMITTED	
<input type="checkbox"/>	<input type="checkbox"/>	<input type="checkbox"/>	>	QIDTN2210006006	SFO8675309107	SURRG & GISP	SFO	04/16/1980	11/10/2021	12/14/2021 09:41	
<input type="checkbox"/>	<input type="checkbox"/>	<input type="checkbox"/>	>	QIDTN2210006005	SFO8675309113	SURRG & GISP	SFO	04/22/1980	11/10/2021	12/14/2021 09:41	
<input type="checkbox"/>	<input type="checkbox"/>	<input type="checkbox"/>	>	QIDTN2210006004	GRB8675309035	SURRG & GISP	GRB	02/04/1980	11/10/2021	12/14/2021 09:41	
<input type="checkbox"/>	<input type="checkbox"/>	<input type="checkbox"/>	>	QIDTN2210006003	HON8675309046	SURRG & GISP	HON	02/15/1980	11/10/2021	12/14/2021 09:41	
<input type="checkbox"/>	<input type="checkbox"/>	<input type="checkbox"/>	>	QIDTN2210006002	NYC8675309079	SURRG & GISP	NYC	03/19/1980	11/10/2021	12/14/2021 09:41	
<input type="checkbox"/>	<input type="checkbox"/>	<input type="checkbox"/>	>	QIDTN2210005998	SEA8675309010	eGISP & GISP	SEA	04/14/1980	11/10/2021	12/10/2021 09:44	
<input type="checkbox"/>	<input type="checkbox"/>	<input type="checkbox"/>	>	QIDTN2210005995	NYC8675309076	eGISP & GISP	NYC	03/16/1980	11/10/2021	12/10/2021 09:44	
<input type="checkbox"/>	<input type="checkbox"/>	<input type="checkbox"/>	>	QIDTN2210005994	IND8675309047	eGISP & GISP	IND	02/16/1980	11/10/2021	12/10/2021 09:44	
<input type="checkbox"/>	<input type="checkbox"/>	<input type="checkbox"/>	>	QIDTN2210005993	HON8675309040	eGISP & GISP	HON	02/09/1980	11/10/2021	12/10/2021 09:44	
<input type="checkbox"/>	<input type="checkbox"/>	<input type="checkbox"/>	>	QIDTN2210005992	ATL8675309004	eGISP & GISP	ATL	01/04/1980	11/10/2021	12/10/2021 09:44	
<input type="checkbox"/>	<input type="checkbox"/>	<input type="checkbox"/>	>	QIDTN2210005989		GISP Only	WDC	12/07/2021	12/07/2021	12/07/2021 10:17	
<input type="checkbox"/>	<input type="checkbox"/>	<input type="checkbox"/>	>	QIDTN2210005988	SEA12345678902	eGISP & GISP	SEA	12/07/2021	12/07/2021	12/07/2021 10:15	
<input type="checkbox"/>	<input type="checkbox"/>	<input type="checkbox"/>	>	QIDTN2210005987	IND12345678901	SURRG & GISP	IND	12/07/2021	12/07/2021	12/07/2021 10:12	
<input type="checkbox"/>	<input type="checkbox"/>	<input type="checkbox"/>	>	N21004399	QIDTN22100059810	ATL8675309005	SURRG & GISP	ATL	01/05/1980	11/10/2021	11/17/2021 09:55
<input type="checkbox"/>	<input type="checkbox"/>	<input type="checkbox"/>	>	N21004398	QIDTN2210005909	ATL8675309004	SURRG & GISP	ATL	01/04/1980	11/10/2021	11/17/2021 09:55
<input type="checkbox"/>	<input type="checkbox"/>	<input type="checkbox"/>	>	N21004397	QIDTN2210005908	ATL8675309003	SURRG & GISP	ATL	01/03/1980	11/10/2021	11/17/2021 09:55
<input type="checkbox"/>	<input type="checkbox"/>	<input type="checkbox"/>	>	N21004396	QIDTN2210005907	ANC8675309002	SURRG & GISP	ANC	01/02/1980	11/10/2021	11/17/2021 09:55
<input type="checkbox"/>	<input type="checkbox"/>	<input type="checkbox"/>	>	N21004395	QIDTN2210005906	ALB8675309001	SURRG & GISP	ALB	01/01/1980	11/10/2021	11/17/2021 09:55
<input type="checkbox"/>	<input type="checkbox"/>	<input type="checkbox"/>	>	N21004394	QIDTN2210005905		GISP Only	ANC	11/11/2021	11/17/2021	11/17/2021 09:35
<input type="checkbox"/>	<input type="checkbox"/>	<input type="checkbox"/>	>	N21004393	QIDTN2210005904	ANC74185296302	eGISP & GISP	ANC	11/11/2021	11/17/2021	11/17/2021 09:34
<input type="checkbox"/>	<input type="checkbox"/>	<input type="checkbox"/>	>	N21004392	QIDTN2210005903	ANC1234561	SURRG & GISP	ANC	11/11/2021	11/17/2021	11/17/2021 09:33
<input type="checkbox"/>	<input type="checkbox"/>	<input type="checkbox"/>	>	N21004391	QIDTN2210005902	AI R466541116	GISRRG & GISP	AI R	11/17/2021	11/17/2021 09:06	

EXPORT Rows per page: 25 1-25 of 678

Published Reports

- Shows all orders with published reports per user organization.
 - Orders with unread (not viewed) reports are shown in **bold**

TN Department of Health

Published Reports 29

USER NAME

Quick Search

		PORTAL ID	SURRG SPEC ID	PROJECT	PATIENT DOB	DATE COLLECTED	DATE SUBMITTED	FACILITY NAME	SPECIMEN TYPE	STATUS
<input type="checkbox"/>	<input type="checkbox"/>	QIDTN2210005910	ATL8675309005	SURRG & GISP	01/05/1980	11/10/2021	11/17/2021 09:55 am	Molecular Pathology Lab Network - MPLN	Rectal swab	Released
<input type="checkbox"/>	<input type="checkbox"/>	QIDTN2210005909	ATL8675309004	SURRG & GISP	01/04/1980	11/10/2021	11/17/2021 09:55 am	Molecular Pathology Lab Network - MPLN	Pharyngeal (P)	Released
<input type="checkbox"/>	<input type="checkbox"/>	QIDTN2210005908	ATL8675309003	SURRG & GISP	01/03/1980	11/10/2021	11/17/2021 09:55 am	Molecular Pathology Lab Network - MPLN	Endocervical (E)	Released
<input type="checkbox"/>	<input type="checkbox"/>	QIDTN2210005907	ANC8675309002	SURRG & GISP	01/02/1980	11/10/2021	11/17/2021 09:55 am	Molecular Pathology Lab Network - MPLN	Conjunctival (C)	Released
<input type="checkbox"/>	<input type="checkbox"/>	QIDTN2210005906	ALB8675309001	SURRG & GISP	01/01/1980	11/10/2021	11/17/2021 09:55 am	Molecular Pathology Lab Network - MPLN	Whole Blood	Released
<input type="checkbox"/>	<input type="checkbox"/>	QIDTN2210005905		GISP Only	11/11/2021	11/17/2021	11/17/2021 09:35 am	Molecular Pathology Lab Network - MPLN	Urethral (U)	Released
<input type="checkbox"/>	<input type="checkbox"/>	QIDTN2210005904	ANC74185296302	eGISP & GISP	11/11/2021	11/17/2021	11/17/2021 09:34 am	Molecular Pathology Lab Network - MPLN	Pharyngeal (P)	Released
<input type="checkbox"/>	<input type="checkbox"/>	QIDTN2210005903	ANC1234561	SURRG & GISP	11/11/2021	11/17/2021	11/17/2021 09:33 am	Molecular Pathology Lab Network - MPLN	Endocervical (E)	Released
<input type="checkbox"/>	<input type="checkbox"/>	QIDTN2210005898	ALB496041316	SURRG & GISP	11/12/2021	11/12/2021	11/12/2021 05:06 pm	Molecular Pathology Lab Network - MPLN	Rectal swab	Released
<input type="checkbox"/>	<input type="checkbox"/>	QIDTN2210005897	BAL613130	SURRG & GISP	11/12/2021	11/12/2021	11/12/2021 04:39 pm	Molecular Pathology Lab Network - MPLN	Endocervical (E)	Released
<input type="checkbox"/>	<input type="checkbox"/>	QIDTN2210005896	ALB460165103	SURRG & GISP	11/12/2021	11/12/2021	11/12/2021 03:59 pm	Molecular Pathology Lab Network - MPLN	Endocervical (E)	Released
<input type="checkbox"/>	<input type="checkbox"/>	QIDTN2210005895	ALB1	SURRG & GISP	11/12/2021	11/12/2021	11/12/2021 10:30 am	Molecular Pathology Lab Network - MPLN	Whole Blood	Released
<input type="checkbox"/>	<input type="checkbox"/>	QIDTN2210005786	CAM8675309010	SURRG & GISP	01/10/1980	11/10/2021	11/10/2021 02:48 pm	Molecular Pathology Lab Network - MPLN	Not captured/Unknown (NC)	Released
<input type="checkbox"/>	<input type="checkbox"/>	QIDTN2210005785	BUF8675309009	SURRG & GISP	01/09/1980	11/10/2021	11/10/2021 02:48 pm	Molecular Pathology Lab Network - MPLN	Other	Released
<input type="checkbox"/>	<input type="checkbox"/>	QIDTN2210005784	BOS8675309008	SURRG & GISP	01/08/1980	11/10/2021	11/10/2021 02:48 pm	Molecular Pathology Lab Network - MPLN	Vaginal (V)	Released
<input type="checkbox"/>	<input type="checkbox"/>	QIDTN2210005783	BHM8675309007	SURRG & GISP	01/07/1980	11/10/2021	11/10/2021 02:48 pm	Molecular Pathology Lab Network - MPLN	Urine	Released
<input type="checkbox"/>	<input type="checkbox"/>	QIDTN2210005782	BAL8675309006	SURRG & GISP	01/06/1980	11/10/2021	11/10/2021 02:48 pm	Molecular Pathology Lab Network - MPLN	Urethral (U)	Released
<input type="checkbox"/>	<input type="checkbox"/>	QIDTN2210005781	ATL8675309005	SURRG & GISP	01/05/1980	11/10/2021	11/10/2021 02:48 pm	Molecular Pathology Lab Network - MPLN	Rectal swab	Released
<input type="checkbox"/>	<input type="checkbox"/>	QIDTN2210005779	ATL8675309003	SURRG & GISP	01/03/1980	11/10/2021	11/10/2021 02:48 pm	Molecular Pathology Lab Network - MPLN	Endocervical (E)	Released
<input type="checkbox"/>	<input type="checkbox"/>	QIDTN2210005778	ANC8675309002	SURRG & GISP	01/02/1980	11/10/2021	11/10/2021 02:48 pm	Molecular Pathology Lab Network - MPLN	Conjunctival (C)	Released
<input type="checkbox"/>	<input type="checkbox"/>	QIDTN2210005777	ALB8675309001	SURRG & GISP	01/01/1980	11/10/2021	11/10/2021 02:48 pm	Molecular Pathology Lab Network - MPLN	Whole Blood	Released
<input type="checkbox"/>	<input type="checkbox"/>	QIDTN2210005677		GISP Only	01/10/1980	11/10/2021	11/10/2021 12:37 pm	Molecular Pathology Lab Network - MPLN	Urethral (U)	Released

EXPORT Rows per page: 25 1-25 of 29

Dashboard - Quick Search

- Click on ☰ button to open filter panel to add additional/advanced search options
 - Available for the different data grids

The screenshot shows the TN Department of Health dashboard. The main content area is titled 'Incomplete Orders'. A filter panel is open, showing a 'Quick Search' section. The filter panel is highlighted with a red border. A red arrow points to the 'SAVE' button in the filter panel. The filter panel includes a search bar, a 'Field' dropdown menu (currently set to 'Key'), an 'Operator' dropdown menu, and a 'Value' input field. Below the search bar, there is a 'Saved Filters' dropdown menu and a 'SAVE' button. At the bottom right of the filter panel, there are 'CLEAR' and 'APPLY' buttons. The dashboard also features a sidebar with navigation options: Dashboard, Incomplete Orders, In Transit Orders, All Orders, Published Reports, and Help. Below the sidebar, there are buttons for 'ORDER TESTS', 'BATCH ORDER', and 'VIEW REPORTS'. The bottom right corner of the dashboard shows 'Rows per page: 25' and '0-0 of 0'.

- Use the **SAVE** button to save filters for repeated searches

Data Grid Navigation

- Click on the column header to sort the data grid
 - Hold shift and click headers to sort by multiple columns

The screenshot shows the 'Incomplete Orders' page in the TN Department of Health system. The interface includes a sidebar with navigation options (Dashboard, Incomplete Orders, In Transit Orders, All Orders, Published Reports, Help) and action buttons (ORDER TESTS, BATCH ORDER, VIEW REPORTS). The main content area features a search bar, a data grid with columns (KEY, SPECIMEN ID, PATIENT NAME, PATIENT DOB, PATIENT MRN, DATE CREATED), and a footer with an EXPORT button, pagination (Rows per page: 25, 0-0 of 0), and navigation arrows. Red arrows point to specific features: the search bar, the 'USER NAME' field, the 'Refresh Settings' gear icon, the 'Toggle Column Settings' gear icon, and the 'EXPORT' button. A note states 'Export List* Option not visible unless orders are listed'.

Quick Search

Refresh Settings

Toggle Column Settings

Export List*
Option not visible unless orders are listed

TN

Data Grid Navigation

Number of items that need attention



Dashboard

Incomplete Orders **636**

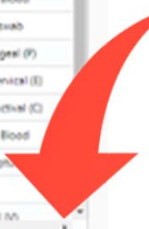
USER NAME

Quick Search

PENTAL ID	SURR SPEC ID	GSP SPEC ID	PROJECT	SITE	PATIENT DOB	DATE COLLECTED	DATE SUBMITTED	FACILITY NAME	SPECIMEN TYPE
Q02N21000008	SFO871309107	SFO-2021-10-10	SURR & GSP	SFO	04/16/1980	11/10/2021	12/14/2021 09:41 am	Molecular Pathology Lab Network - MPLN	Urine (UR)
Q02N21000003	SFO871309113	SFO-2021-10-11	SURR & GSP	SFO	04/22/1980	11/10/2021	12/14/2021 09:41 am	Molecular Pathology Lab Network - MPLN	Endocervical (E)
Q02N21000004	DRB871309135	DRB-2021-10-11	SURR & GSP	DRB	02/04/1980	11/10/2021	12/14/2021 09:41 am	Molecular Pathology Lab Network - MPLN	Rectal (R)
Q02N21000001	HON871309046	HON-2021-10-08	SURR & GSP	HON	02/15/1980	11/10/2021	12/14/2021 09:41 am	Molecular Pathology Lab Network - MPLN	Urethral (U)
Q02N21000001	NHC871309079	NHC-2021-10-09	SURR & GSP	NHC	03/16/1980	11/10/2021	12/14/2021 09:41 am	Molecular Pathology Lab Network - MPLN	Other (O)
Q02N21000009	SEA871309010	SEA-2021-10-10	GSP & GSP	SEA	04/14/1980	11/10/2021	12/10/2021 09:44 am	Molecular Pathology Lab Network - MPLN	Rectal (R)
Q02N21000005	NPC871309076	NPC-2021-10-09	GSP & GSP	NPC	03/16/1980	11/10/2021	12/10/2021 09:44 am	Molecular Pathology Lab Network - MPLN	Urethral (U)
Q02N21000006	IND871309047	IND-2021-10-07	GSP & GSP	IND	02/16/1980	11/10/2021	12/10/2021 09:44 am	Molecular Pathology Lab Network - MPLN	Urine (UR)
Q02N21000001	HON871309040	HON-2021-10-08	GSP & GSP	HON	02/09/1980	11/10/2021	12/10/2021 09:44 am	Molecular Pathology Lab Network - MPLN	Not captured/Unintentional (N)
Q02N21000002	ATI871309004	ATI-2021-10-04	GSP & GSP	ATI	01/04/1980	11/10/2021	12/10/2021 09:44 am	Molecular Pathology Lab Network - MPLN	Pharyngeal (P)
Q02N21000008	WDC-2021-10-03	GSP Only	WDC	WDC	12/07/2021	12/07/2021	12/07/2021 10:17 am	Molecular Pathology Lab Network - MPLN	Urethral (U)
Q02N21000008	SEA-2104978902	SEA-2021-10-02	GSP & GSP	SEA	12/07/2021	12/07/2021	12/07/2021 10:15 am	Molecular Pathology Lab Network - MPLN	Urethral (U)
Q02N21000005	IND-2104978901	IND-2021-10-01	SURR & GSP	IND	12/07/2021	12/07/2021	12/07/2021 10:12 am	Molecular Pathology Lab Network - MPLN	Pharyngeal (P)
Q02N21000004	ALB-2		SURR & GSP	ALB	11/12/2021	11/12/2021	11/12/2021 10:30 am	Molecular Pathology Lab Network - MPLN	Whole Blood
Q02N21000001	WDC-2021-10-11		SURR & GSP	WDC	04/24/1980	11/10/2021	11/10/2021 02:49 pm	Molecular Pathology Lab Network - MPLN	Rectal swab
Q02N21000009	TRP-2021-10-11		SURR & GSP	TRP	04/23/1980	11/10/2021	11/10/2021 02:49 pm	Molecular Pathology Lab Network - MPLN	Pharyngeal (P)
Q02N21000009	SFO-2021-10-11		SURR & GSP	SFO	04/23/1980	11/10/2021	11/10/2021 02:49 pm	Molecular Pathology Lab Network - MPLN	Endocervical (E)
Q02N21000008	SFO-2021-10-11		SURR & GSP	SFO	04/25/1980	11/10/2021	11/10/2021 02:49 pm	Molecular Pathology Lab Network - MPLN	Conjunctival (C)
Q02N21000001	SFO-2021-10-11		SURR & GSP	SFO	04/25/1980	11/10/2021	11/10/2021 02:49 pm	Molecular Pathology Lab Network - MPLN	Whole Blood
Q02N21000008	SFO-2021-10-11		SURR & GSP	SFO	04/18/1980	11/10/2021	11/10/2021 02:49 pm	Molecular Pathology Lab Network - MPLN	Not captured/Unintentional (N)
Q02N21000008	SFO-2021-10-10		SURR & GSP	SFO	04/18/1980	11/10/2021	11/10/2021 02:49 pm	Molecular Pathology Lab Network - MPLN	Other
Q02N21000004	NPC-2021-10-09		SURR & GSP	NPC	04/17/1980	11/10/2021	11/10/2021 02:49 pm	Molecular Pathology Lab Network - MPLN	Vaginal (V)

Rows per page: 25 1-25 of 636

Page Navigation



Rows per Page

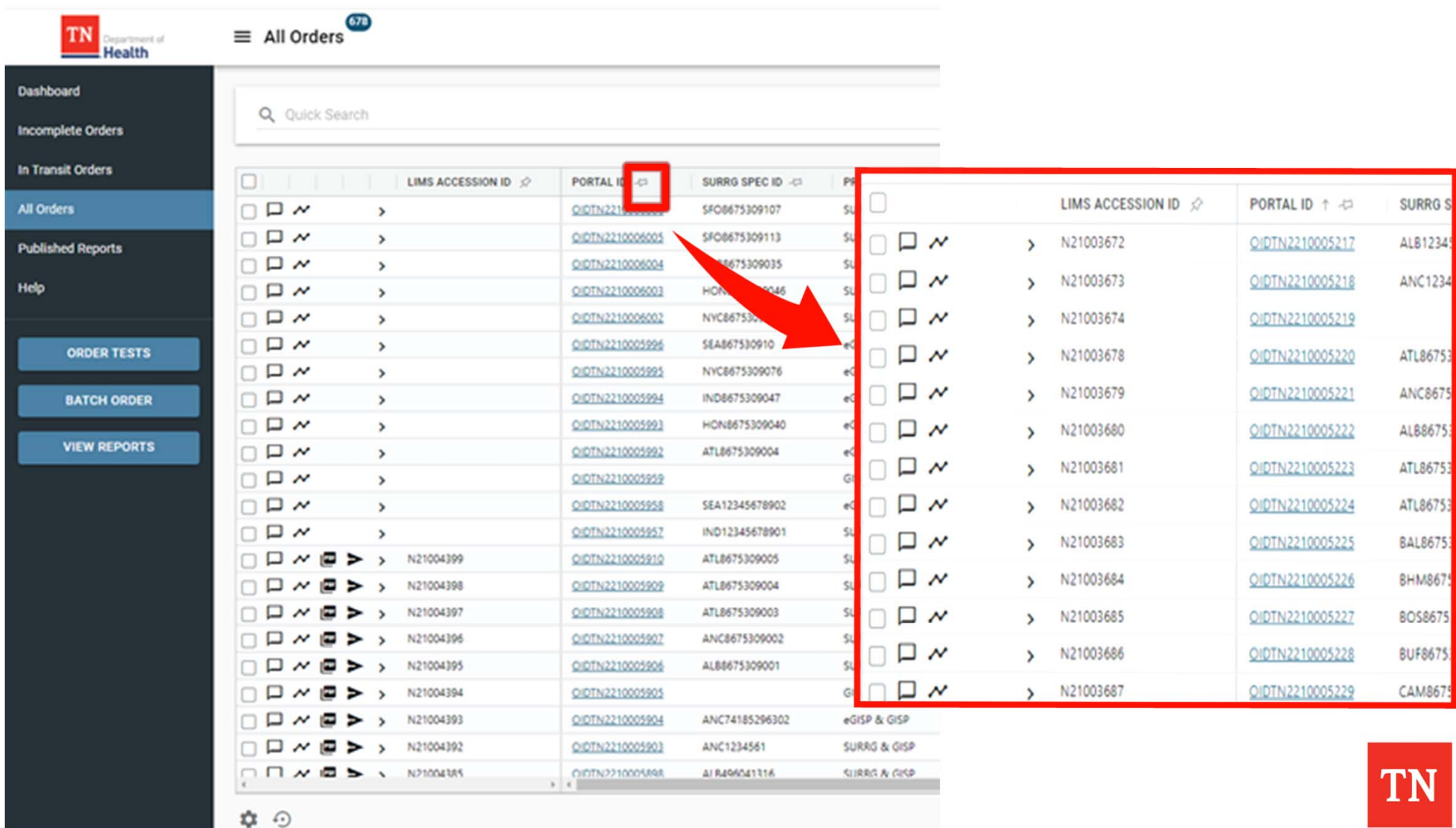


Page Number



Data Grid Navigation

- Click on  icon to pin a column the left side of the grid



The screenshot displays the 'All Orders' page from the TN Department of Health. The interface includes a sidebar with navigation options like 'Dashboard', 'Incomplete Orders', and 'All Orders'. The main area features a search bar and a data grid. The grid has columns for 'LIMS ACCESSION ID', 'PORTAL ID', and 'SURRG SPEC ID'. A red box highlights the 'PORTAL ID' column header, and a red arrow points to the pin icon next to it. A larger red box highlights a section of the grid rows, demonstrating the navigation options.

			LIMS ACCESSION ID ↕	PORTAL ID ↕	SURRG SPEC ID ↕	PR
<input type="checkbox"/>	<input type="checkbox"/>	<input type="checkbox"/>		QIDTN2210005217	SFO8675309107	SU
<input type="checkbox"/>	<input type="checkbox"/>	<input type="checkbox"/>		QIDTN2210005218	SFO8675309113	SU
<input type="checkbox"/>	<input type="checkbox"/>	<input type="checkbox"/>		QIDTN2210005219	SFO8675309035	SU
<input type="checkbox"/>	<input type="checkbox"/>	<input type="checkbox"/>		QIDTN2210005220	HON8675309046	SU
<input type="checkbox"/>	<input type="checkbox"/>	<input type="checkbox"/>		QIDTN2210005221	NYC8675309002	SU
<input type="checkbox"/>	<input type="checkbox"/>	<input type="checkbox"/>		QIDTN2210005222	SEA867530910	eG
<input type="checkbox"/>	<input type="checkbox"/>	<input type="checkbox"/>		QIDTN2210005223	NYC8675309076	eG
<input type="checkbox"/>	<input type="checkbox"/>	<input type="checkbox"/>		QIDTN2210005224	IND8675309047	eG
<input type="checkbox"/>	<input type="checkbox"/>	<input type="checkbox"/>		QIDTN2210005225	HON8675309040	eG
<input type="checkbox"/>	<input type="checkbox"/>	<input type="checkbox"/>		QIDTN2210005226	ATL8675309004	eG
<input type="checkbox"/>	<input type="checkbox"/>	<input type="checkbox"/>		QIDTN2210005227		G
<input type="checkbox"/>	<input type="checkbox"/>	<input type="checkbox"/>		QIDTN2210005228	SEA12345678902	eG
<input type="checkbox"/>	<input type="checkbox"/>	<input type="checkbox"/>		QIDTN2210005229	IND12345678901	SU
<input type="checkbox"/>	<input type="checkbox"/>	<input type="checkbox"/>	N21004399	QIDTN2210005230	ATL8675309005	SU
<input type="checkbox"/>	<input type="checkbox"/>	<input type="checkbox"/>	N21004398	QIDTN2210005231	ATL8675309004	SU
<input type="checkbox"/>	<input type="checkbox"/>	<input type="checkbox"/>	N21004397	QIDTN2210005232	ATL8675309003	SU
<input type="checkbox"/>	<input type="checkbox"/>	<input type="checkbox"/>	N21004396	QIDTN2210005233	ANC8675309002	SU
<input type="checkbox"/>	<input type="checkbox"/>	<input type="checkbox"/>	N21004395	QIDTN2210005234	ALB8675309001	SU
<input type="checkbox"/>	<input type="checkbox"/>	<input type="checkbox"/>	N21004394	QIDTN2210005235		G
<input type="checkbox"/>	<input type="checkbox"/>	<input type="checkbox"/>	N21004393	QIDTN2210005236	ANC74185296302	eGISP & GISP
<input type="checkbox"/>	<input type="checkbox"/>	<input type="checkbox"/>	N21004392	QIDTN2210005237	ANC1234561	SURRG & GISP
<input type="checkbox"/>	<input type="checkbox"/>	<input type="checkbox"/>	N21004391	QIDTN2210005238	ALB8675309001	SURRG & GISP



Ordering Tests

Ordering Tests

1. Click the **Order Tests** Call-to-Action button
2. Click the **[TN] GC ETOR TRF** tile to access the Test Requisition Form (TRF)

The screenshot shows the TN Department of Health Forms page. On the left is a dark sidebar with navigation links: Dashboard, Incomplete Orders, In Transit Orders, All Orders, Published Reports, and Help. Below these links are three blue buttons: ORDER TESTS, BATCH ORDER, and VIEW REPORTS. A red circle with the number '1' is positioned to the left of the ORDER TESTS button, with a red line pointing to the button. A red rectangle highlights the ORDER TESTS button. On the right side of the page, there is a 'Forms' section with a red circle containing the number '2' pointing to a white tile. The tile contains the text '[TN] GC ETOR TRF' and 'No description'. A red rectangle highlights the tile.

Test Requisition Form (TRF) – Site Information

The screenshot displays the Test Requisition Form (TRF) interface. The top left corner features the TN Department of Health logo and a navigation menu with options like Dashboard, Incomplete Orders, In Transit Orders, All Orders, Published Reports, and Help. Below the navigation menu are three buttons: ORDER TESTS, BATCH ORDER, and VIEW REPORTS. The main header shows the form title "[TN] GC ETOR TRF" and the user's name. The form is divided into several sections: SUBMITTER INFORMATION, PATIENT INFORMATION, and SPECIMEN INFORMATION. The SUBMITTER INFORMATION section includes fields for Submitting Facility Name (Molecular Pathology Lab Network - MPLN), GC Facility Code, and SURRG Spec ID. The PATIENT INFORMATION section includes Patient Date Of Birth and Gender (Male, Female, Trans male, Trans female). The SPECIMEN INFORMATION section includes Specimen Collection Date (12/15/2021). The Site field is highlighted with a red box, and a red arrow points to a dropdown menu that lists site codes: ALB, ANC, ATL, BAL, BHM, BOS, and BUF. The dropdown menu is also highlighted with a red box. The Project Name field is set to SURRG & GISP. At the bottom right, there are buttons for CLEAR, SAVE, and SUBMIT.

- Start typing the site name in the **SITE** field
 - Sites will populate in a drop-down menu
 - Choose the site from the drop-down menu

Test Requisition Form (TRF) – Project Name

The screenshot displays the TN Department of Health Test Requisition Form (TRF) interface. The page title is "[TN] GC ETOR TRF". The left sidebar contains navigation links: Dashboard, Incomplete Orders, In Transit Orders, All Orders, Published Reports, and Help. Below these are three buttons: ORDER TESTS, BATCH ORDER, and VIEW REPORTS. The main form area shows the "Project Name" dropdown menu, which is currently set to "SURRG & GISP". A red box highlights the dropdown arrow, and a red arrow points to the dropdown list. The dropdown list is open, showing three options: "eGISP & GISP", "SURRG & GISP", and "GISP Only". The "Project Name" field is also highlighted with a red box. The form includes fields for "Site", "Submitting Facility Name" (Molecular Pathology Lab Network - MPLN), and "Jurisdiction". The "Project Name" field is labeled "Project Name *" and has a red box around it. The dropdown list is also highlighted with a red box. The form includes buttons for "CLEAR", "SAVE", and "SUBMIT".

- Click on the  to view/select project from the drop-down list

Test Requisition Form (TRF) – Submitter Information SURRG & GISP

TN Department of Health

[TN] GC ETOR TRF

USER NAME

Forms / [TN] GC ETOR TRF

Site * ALB

Project Name * SURRG & GISP

SUBMITTER INFORMATION

Submitting Facility Name *
Molecular Pathology Lab Network - MPLN

Jurisdiction PHL

GC Facility Code *
GISP Spec ID (Example: SEA-202108-XX)

SURRG Spec ID *
ALB

PATIENT INFORMATION

SPECIMEN INFORMATION

ASK AT ORDER ENTRY QUESTIONS

SHIPPING

CLEAR SAVE SUBMIT

- Begin typing the name of the submitting facility in the **SUBMITTING FACILITY NAME** field.
- Click the 🔍 icon to see the list of facilities

Test Requisition Form (TRF) – Submitter Information SURRG & GISP

TN Department of Health

[TN] GC ETOR TRF

USER NAME

Forms / [TN] GC ETOR TRF

Site* ALB

Project Name* SURRG & GISP

SUBMITTER INFORMATION

Submitting Facility Name* Molecular Pathology Lab Network - MPLN

Jurisdiction PHL

GC Facility Code* ALB

SURRG Spec ID* ALB

GISP Spec ID (Example: SEA-202108-XX)

PATIENT INFORMATION

SPECIMEN INFORMATION

ASK AT ORDER ENTRY QUESTIONS

SHIPPING

CLEAR SAVE SUBMIT

- Enter the GC Facility Code in the **GC FACILITY CODE** field – *OR*-
- Click the ▼ icon next to see the list of GC Facility Codes
- Click on the facility code

Test Requisition Form (TRF) – Submitter Information SURRG & GISP

TN Department of Health

[TN] GC ETOR TRF

USER NAME

Forms / [TN] GC ETOR TRF

Site* ALB

Project Name* SURRG & GISP

SUBMITTER INFORMATION

Submitting Facility Name* Molecular Pathology Lab Network - MPLN

Jurisdiction PHL

GC Facility Code* ALB

SURRG Spec ID* ALB

PATIENT INFORMATION

SPECIMEN INFORMATION

ASK AT ORDER ENTRY QUESTIONS

SHIPPING

CLEAR SAVE SUBMIT

- Enter the SURRG Specimen ID in the **SURRG SPEC ID** field
- Enter the Jurisdiction PHL and GISP Specimen ID, if available

Test Requisition Form (TRF) – Submitter Information eGISP & GISP

Dashboard
Incomplete Orders
In Transit Orders
All Orders
Published Reports
Help
ORDER TRACKER
TEST ORDER
VIEW REPORTS

[TN] GC ETOR TRF

USER NAME

Forms / [TN] GC ETOR TRF

Site * ALB Project Name * eGISP & GISP

SUBMITTER INFORMATION

Submitting Facility Name *
Molecular Pathology Lab Network - MPLN

GC Facility Code *
eGISP & GISP

SURRG Spec ID *
ALB

PATIENT INFORMATION

SPECIMEN INFORMATION

ASK AT ORDER ENTRY QUESTIONS

SHIPPING

CLEAR SAVE SUBMIT

- Begin typing the name of the point of contact in the **SUBMITTING FACILITY NAME** field.
- Click the 🔍 icon next to see the list of facilities
- Click on the name of the facility and click **SELECT**

Test Requisition Form (TRF) – Submitter Information eGISP & GISP

The screenshot displays the 'Submitter Information' section of the Test Requisition Form (TRF) for 'eGISP & GISP'. The form is titled '[TN] GC ETOR TRF' and includes a sidebar with navigation options like 'Dashboard', 'Incomplete Orders', and 'ORDER TESTS'. The 'Submitter Information' section is highlighted with a red box and contains the following fields:

- Site ***: ALB
- Project Name ***: eGISP & GISP
- Submitting Facility Name ***: Molecular Pathology Lab Network - MPLN
- GC Facility Code ***: (Dropdown menu)
- SURRG Spec ID ***: ALB

Below the 'Submitter Information' section are sections for 'PATIENT INFORMATION', 'SPECIMEN INFORMATION', 'ASK AT ORDER ENTRY QUESTIONS', and 'SHIPPING'. At the bottom right, there are buttons for 'CLEAR', 'SAVE', and 'SUBMIT'.

- Enter the GC Facility Code in the **GC FACILITY CODE** field.
- Click the ▼ icon next to the GC Facility code to see the list of GC Facility Codes
- Click on the facility code

Test Requisition Form (TRF) – Submitter Information eGISP & GISP

Dashboard

Incomplete Orders

In Transit Orders

All Orders

Published Reports

Help

ORDER TESTS

BATCH ORDER

VIEW REPORTS

[TN] GC ETOR TRF

USER NAME

Forms / [TN] GC ETOR TRF

Site * ALB

Project Name * eGISP & GISP

SUBMITTER INFORMATION

Submitting Facility Name *
Molecular Pathology Lab Network - MPLN

GC Facility Code *
GISP Spec ID (Example: SEA-202108-XX)

SURRG Spec ID *
ALB

SURREG Spec ID *

PATIENT INFORMATION

SPECIMEN INFORMATION

ASK AT ORDER ENTRY QUESTIONS

SHIPPING

CLEAR SAVE SUBMIT

- Enter the SURRG Specimen ID in the **SURRG SPEC ID** field
- Enter the GISP Specimen ID, if available

Test Requisition Form (TRF) – Submitter Information GISP only

Dashboard

Incomplete Orders

In Transit Orders

All Orders

Published Reports

Help

ORDER TESTS

BACK TO ORDER

NEW REPORTS

[TN] GC ETOR TRF

USER NAME

Forms / [TN] GC ETOR TRF

Site * ALB Project Name * GISP Only

SUBMITTER INFORMATION

Submitting Facility Name *
Molecular Pathology Lab Network - MPLN

GC Facility Code * ALB- 202112-

GISP Spec ID (Example: SEA-202108-XX) *

PATIENT INFORMATION

SPECIMEN INFORMATION

ASK AT ORDER ENTRY QUESTIONS

SHIPPING

USER NAME

CLEAR SAVE SUBMIT

- Begin typing the name of the point of contact in the **SUBMITTING FACILITY NAME** field.
- Click the 🔍 icon next to see the list of facilities
- Click on the name of the facility and click **SELECT**

Test Requisition Form (TRF) – Submitter Information GISP only

The screenshot displays the 'Test Requisition Form (TRF) – Submitter Information' interface for GISP only. The form is titled '[TN] GC ETOR TRF' and shows the 'SUBMITTER INFORMATION' section highlighted with a red box. The 'GC Facility Code' field is selected, showing 'ALB- 202112-'. A red arrow points to the 'ORDER TESTS' button in the left sidebar.

Form Fields:

- Site * : ALB
- Project Name * : GISP Only
- Submitting Facility Name * : Molecular Pathology Lab Network - MPLN
- GC Facility Code * : ALB- 202112- (GISP Spec ID (Example: SEA-202108-XX) *)

Form Sections:

- PATIENT INFORMATION
- SPECIMEN INFORMATION
- ASK AT ORDER ENTRY QUESTIONS
- SHIPPING

Buttons: CLEAR, SAVE, SUBMIT

- Enter the GC Facility Code in the **GC FACILITY CODE** field.
- Click the ▼ icon next to the field to see the list of GC Facility Codes
- Click on the name of the facility

Test Requisition Form (TRF) – Submitter Information GISP only

TN Department of Health

[TN] GC ETOR TRF

USER NAME

Forms / [TN] GC ETOR TRF

Site * ALB

Project Name * GISP Only

SUBMITTER INFORMATION

Submitting Facility Name * Molecular Pathology Lab Network - MPLN

GC Facility Code * ALB- 202112-

GISP Spec ID (Example: SEA-202108-XX) *

ALB- 202112-

PATIENT INFORMATION

SPECIMEN INFORMATION

ASK AT ORDER ENTRY QUESTIONS

SHIPPING

USER NAME

CLEAR SAVE SUBMIT

- Enter the GISP Specimen ID in the GISP Spec ID Field.
 - The year and month will be prepopulated

Test Requisition Form (TRF) – Patient Information SURRG & GISP / eGISP & GISP

The screenshot shows the 'Patient Information' section of the TRF. The 'Patient Date Of Birth' field is highlighted with a red box, and a calendar pop-up is open, showing the date Wednesday, December 15, 2021. A red arrow points from the calendar to the 'Patient Date Of Birth' field. Another red arrow points from the 'Patient ID' field to the 'Patient Date Of Birth' field. The form also includes fields for 'Site' (ALB), 'Project Name' (SURRG & GISP), and 'Gender' (Male, Female, Trans male, Trans female, Non-binary/trans other, Unknown). The 'Patient ID' field is also visible. The form is titled '[TN] GC ETOR TRF' and includes a sidebar with navigation options like 'Dashboard', 'Incomplete Orders', 'In Transit Orders', 'All Orders', 'Published Reports', and 'Help'. The bottom of the form has 'CLEAR', 'SAVE', and 'SUBMIT' buttons.

- Enter the patient's date of birth in the **PATIENT DATE OF BIRTH** field
 - Click the calendar icon to view the calendar to select the date from the calendar instead of typing in the date
- Select the patient's gender by clicking on the radio button next to the patient's gender
- Enter the Patient ID in the **PATIENT ID** field

Test Requisition Form (TRF) – Patient Information GISP only

The screenshot shows the 'Patient Information' section of a Test Requisition Form (TRF) for GISP only. The form includes fields for 'Site' (ALB) and 'Project Name' (GISP Only). The 'Patient Information' section is highlighted with a red box and contains the following fields:

- Patient Date Of Birth ***: A date input field with a calendar icon. A red arrow points from this icon to a calendar pop-up on the right.
- Gender ***: Radio buttons for Male, Trans female, Non-binary/trans other, and Unknown.


The calendar pop-up shows the date 'Wed, Dec 15' for 2021. A red arrow points from the 'Patient Date Of Birth' field to the calendar, and another red arrow points from the calendar to the 'Patient Date Of Birth' field. The calendar is also highlighted with a red box.

At the bottom right of the form, there are buttons for 'CLEAR', 'SAVE', and 'SUBMIT'.

- Enter the patient's date of birth in the **PATIENT DATE OF BIRTH** field
 - Click the calendar icon to view the calendar to select the date from the calendar instead of typing in the date
- Select the radio button next to the patient's gender

Test Requisition Form (TRF) – Specimen Information SURRG & GISP / eGISP & GISP

The screenshot shows the 'Specimen Information' section of the TRF. The 'Specimen Collection Date' field is highlighted with a red box, and a red arrow points to a calendar pop-up showing 'Wed, Dec 15, 2021'. The 'Specimen Type' section is also highlighted with a red box, showing radio buttons for various specimen types: Blood (B), Conjunctival (C), Endocervical (E), Pharyngeal (P), Rectal (R), Urethral (U), Urine (UR), Vaginal (V), Other (O), and Not captured/Unknown (NC). The 'SAVE' button is highlighted with a red arrow.


- Type the **Collection Date** to enter the collection date *-OR-*
 - Click on the calendar  icon to select the date of collection
 - Click **OK** to save the date/time and to return to the form
- Click the radio button next to the **SPECIMEN TYPE**

Test Requisition Form (TRF) – Specimen Information GISP Only

The screenshot displays the 'Test Requisition Form (TRF) – Specimen Information' interface. The form is titled '[TN] GC ETOR TRF' and includes a 'USER NAME' field. The 'Specimen Information' section is highlighted with a red box and contains the following fields:

- Site***: ALB
- Project Name***: GISP Only
- SUBMITTER INFORMATION**
- PATIENT INFORMATION**
- SPECIMEN INFORMATION**
 - Specimen Collection Date***: [Calendar icon]
 - Specimen Type***: Urethral (U)
- ASK AT ORDER ENTRY QUESTIONS**
- SHIPPING**

At the bottom right of the form, there are 'CLEAR' and 'SAVE' buttons. A red arrow points to the 'SAVE' button.

- Type the **Collection Date** to enter the collection date *-OR-*
 - Click on the calendar  icon to select the date of collection
 - Click **OK** to save the date/time and to return to the form
- Click the radio button next to the **SPECIMEN TYPE**

Test Requisition Form (TRF) – Ask at Order Entry (AOE) Questions SURRG & GISP only

TN Department of Health

[TN] GC ETOR TRF

USER NAME

Forms / [TN] GC ETOR TRF

Site * ALB Project Name * SURRG & GISP

SUBMITTER INFORMATION

PATIENT INFORMATION

SPECIMEN INFORMATION

ASK AT ORDER ENTRY QUESTIONS

Submitting Lab Etest Interpretation

Alert Non-alert

Please be sure to ship this within

SHIPPING

CLEAR SAVE SUBMIT

- Select the appropriate radio button next to the Alert or Non-alert under **LAB ETEST INTERPRETATION**

Test Requisition Form (TRF) – Shipping Information

The screenshot shows the Test Requisition Form (TRF) interface. The header includes the TN Department of Health logo, a menu icon, and the text "[TN] GC ETOR TRF". The user name is displayed in the top right corner. The left sidebar contains navigation links: Dashboard, Incomplete Orders, In Transit Orders, All Orders, Published Reports, and Help. Below these are three buttons: ORDER TESTS, BATCH ORDER, and VIEW REPORTS. The main content area shows the form fields. At the top, there are two dropdown menus: "Site*" with the value "ALB" and "Project Name*" with the value "eGISP & GISP". Below these are several sections with expandable/collapsible arrows: SUBMITTER INFORMATION, PATIENT INFORMATION, SPECIMEN INFORMATION, and ASK AT ORDER ENTRY QUESTIONS. The "SHIPPING" section is highlighted with a red box and contains the question "Do you have the shipping label created" with two radio buttons: "Yes" (unselected) and "No" (selected). A large red arrow points to the "No" radio button. At the bottom right of the form, there are three buttons: CLEAR, SAVE, and SUBMIT.

- Select the appropriate radio button next to the Yes or No under **“DO YOU HAVE THE SHIPPING LABEL CREATED”**

Test Requisition Form (TRF) – Shipping Information

TN Department of Health

[TN] GC ETOR TRF

USER NAME

Forms / [TN] GC ETOR TRF

Site* ALB Project Name* eGISP & GISP

SUBMITTER INFORMATION

PATIENT INFORMATION

SPECIMEN INFORMATION

ASK AT ORDER ENTRY QUESTIONS

SHIPPING

Do you have the shipping label created

Yes No

Tracking Number Date Shipped

Shipping Provider

Fedex Courier Other

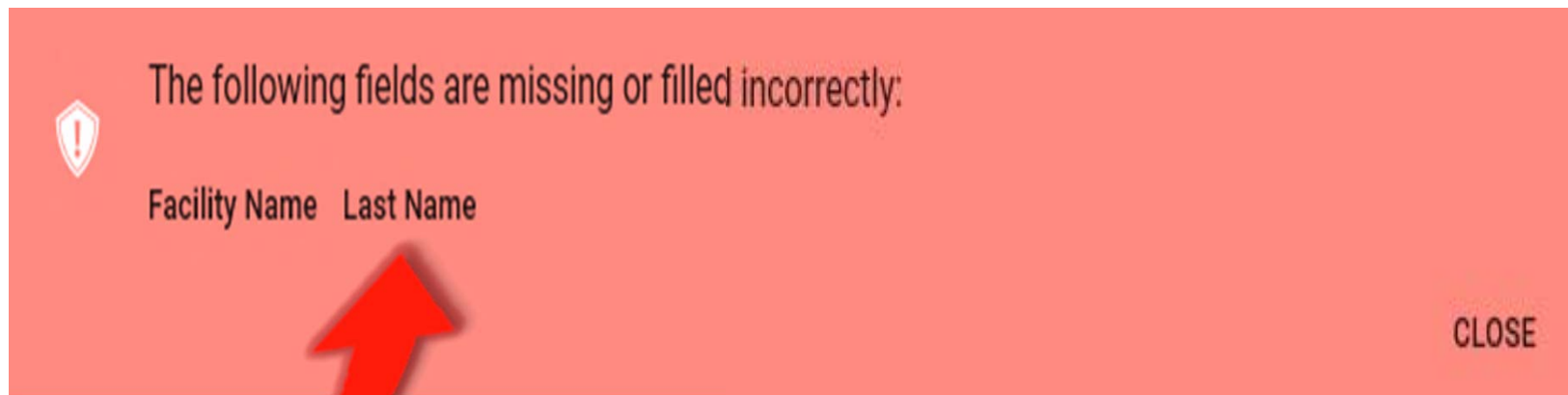
Shipping Conditions

Ambient Temp Cold Pack Dry Ice

- If you selected YES and the shipping label has been created:
 - Enter the tracking label number and date shipped in the corresponding fields
 - Select the appropriate radio buttons for the **SHIPPING PROVIDER** and **SHIPPING CONDITIONS**

Test Requisition Form (TRF)- Submission

- If required fields are not populated or populated incorrectly, an error dialog box will appear to show the missing fields.



- Click on any field in the dialog box to navigate to the field to correct the issue.

Test Requisition Form (TRF)-Submission

- Once the test order is ready to be submitted, the Certification of Test Order message will be displayed
- The user must click **AGREE** in order to move forward

Certification of Test Order

By submitting this order for testing, I hereby certify as follows:

- The ordering provider is an individual authorized under State law to order tests or receive test results, or both.
- I certify that the information submitted is true and correct to the best of my knowledge.

CANCEL **AGREE**

Test Order Confirmation

- Once the test order has been submitted, the confirmation message will be displayed
- The **Portal Order ID** identifies the test order in the system

Order Placed

Your test order **OIDIL200000012** has been successfully submitted. Please check All Specimens section of your Dashboard for status updates.

Click Print button below to view/print the completed submission form.

Click Copy Order button to apply current order information to the new order.

PRINT

COPY ORDER

CLOSE

Test Order Confirmation

- Click **PRINT** to print the Order Manifest (PDF)
- A printed copy of the Order Manifest must accompany the specimen to the laboratory

Order Placed

Your test order **OIDIL200000012** has been successfully submitted. Please check All Specimens section of your Dashboard for status updates.

Click Print button below to view/print the completed submission form.

Click Copy Order button to apply current order information to the new order.

PRINT COPY ORDER CLOSE

- The Order Manifest may be accessed at any time by clicking on the Portal Order ID in the **All Orders** data grid.

Order Manifest

Tennessee Department of Health Division of Laboratory Services
Nashville Laboratory
630 Hart Lane, Nashville, TN 37216
Main Line: (615) 262-6300

ATL, SURRG & GISP
Submitted By: shane_gc

Date Submitted: 11/17/2021 9:55:42 AM CST



Order ID: OI DTN2210005910

Submitter Information	
Submitting Facility Name: Molecular Pathology Lab Network - MPLN	Email:
Phone: 865-380-9746	Jurisdiction PHL: MCL
GC Facility Code: ATL-03	SURRG Spec ID: ATL8675309005
GISP Spec ID: ATL-202110-05	
Patient Information	
Date of Birth: 01/05/1980	Patient ID: 005
Gender: Non-binary/trans other	
Specimen Information	
Specimen Collection Date: 11/10/2021	Possible Nm: Yes
Specimen Type: Rectal (R)	
Ask at Order Entry Questions	
Submitting Lab Etest interpretation:	

Shipping
Shipping label created: No
Shipping provider:
Shipping conditions:

Tennessee Department of Health Division of Laboratory Services
Nashville Laboratory
630 Hart Lane, Nashville, TN 37216
Main Line: (615) 262-6300

ANC, GISP Only
Submitted By: shane_gc

Date Submitted: 11/17/2021 9:35:07 AM CST



Order ID: OI DTN2210005905

Submitter Information	
Submitting Facility Name: Molecular Pathology Lab Network - MPLN	Email:
Phone: 865-380-9746	Jurisdiction PHL: ANC-01
GC Facility Code: ANC-01	SURRG Spec ID: ANC74185296302
GISP Spec ID: ANC-202111-03	

Tennessee Department of Health Division of Laboratory Services
Nashville Laboratory
630 Hart Lane, Nashville, TN 37216
Main Line: (615) 262-6300

ANC, eGISP & GISP
Submitted By: shane_gc

Date Submitted: 11/17/2021 9:34:38 AM CST



Order ID: OI DTN2210005904

Submitter Information	
Submitting Facility Name: Molecular Pathology Lab Network - MPLN	Email:
Phone: 865-380-9746	Jurisdiction PHL: ANC-01
GC Facility Code: ANC-01	SURRG Spec ID: ANC74185296302
GISP Spec ID: ANC-202111-02	
Patient Information	
Date of Birth: 11/11/2021	Patient ID: PID00000002
Gender: Trans female	
Specimen Information	

A printed copy of the Order Manifest must accompany the specimen to the laboratory

Portal Order ID



Test Order Confirmation

- Click **COPY ORDER** to add more orders for the same facility
 - All information from the current order (excluding patient and insurance information) will be copied

Order Placed

Your test order **OIDIL200000012** has been successfully submitted. Please check All Specimens section of your Dashboard for status updates.

Click Print button below to view/print the completed submission form.

Click Copy Order button to apply current order information to the new order.

PRINT

COPY ORDER

CLOSE

Test Order Confirmation

- Click **CLOSE** to display the TRF for the next patient
 - If no additional patients will be entered, navigate back to the dashboard to close the TRF

Order Placed

Your test order **OIDIL200000012** has been successfully submitted. Please check All Specimens section of your Dashboard for status updates.

Click Print button below to view/print the completed submission form.

Click Copy Order button to apply current order information to the new order.

PRINT

COPY ORDER

CLOSE

Saving Incomplete Test Orders

- Incomplete test orders may be saved to be completed and submitted later

Save order

Would you like to save this order?

CANCEL **YES**

- After saving, a confirmation order will be displayed with the Portal Order ID for that specimen
 - Incomplete orders will be accessible in the **Incomplete Orders** data grid

Order saved

Your test order has been saved as **OIDIL200000013** in Incomplete Orders.

CLOSE

Incomplete Orders

Number of Incomplete Orders


TN Department of Health

≡ Incomplete Orders ²²

USER NAME

Quick Search

KEY	SPECIMEN ID	PATIENT NAME	PATIENT DOB	PATIENT MRN	DATE CREATED
OIDTN2210006026					12/29/2021 11:32 am
OIDTN2210006008					12/17/2021 08:58 am
OIDTN2210005525		LOCKS, GOLDIE	09/30/1941	123499999	11/04/2021 02:06 pm
OIDTN2210005524		LOCKS, GOLDIE	09/30/1941	123499999	11/04/2021 01:12 pm
OIDTN2210005206		LOCKS, GOLDIE	09/30/1941	123499999	10/21/2021 10:37 am
OIDTN2210005124		ACARNAR, AROSAR	01/01/1970		09/20/2021 03:54 pm
OIDTN2210005075		AARALL, BALT	01/01/1970		08/13/2021 12:20 pm
OIDTN2210005075		AARALL, ARILI	01/01/1970		08/04/2021 03:36 pm
OIDTN2210005075		AN, ANNA M	06/08/1994	MRN1	07/30/2021 12:55 pm
OIDTN2210005075		FIN, TEST M	04/18/1967	SP ID 123	07/30/2021 11:03 am
OIDTN2210004063		AN, ANNA M	06/08/1994	MRN1	07/16/2021 02:28 pm
OIDTN2210004064		AN, ANNA M	06/08/1994	MRN1	07/16/2021 02:27 pm
OIDTN2210004063		AN, ANNA M	06/08/1994	MRN1	07/16/2021 02:27 pm
OIDTN2210004041		AN, ANNA M	06/08/1994	MRN1	07/08/2021 11:22 am
OIDTN2210003945					04/23/2021 01:27 pm
OIDTN2210002773		AARALL, ARILI	01/01/1970		03/05/2021 10:23 am
OIDTN2210002771					03/04/2021 12:31 pm
OIDTN2210002770		An, Anna M	06/08/1994	MRN1	03/04/2021 12:24 pm
OIDTN2210002603		ALL, ALL	02/06/1994	MRN110101	02/05/2021 04:20 pm

- To retrieve the saved order:
 - Navigate to the **Incomplete Orders** navigation link
 - Locate the order record and click on it.
- To discard saved order, click on the  icon.

The logo consists of a red square containing the letters 'TN' in white, serif font. Below the red square is a thin, dark blue horizontal bar.

TN

TM

Batch Ordering

Batch Orders

- The Batch Order function allows users to upload multiple test orders at once

TN Department of Health

Batch Order

USER NAME

Dashboard

Incomplete Orders

In Transit Orders

All Orders

Published Reports

Help

ORDER TESTS

BATCH ORDER

VIEW REPORTS

IMPORT FROM FILE

[TN] GC ETOR eGISP & GISP :
Modified Aug 30 2021
No description

[TN] GC ETOR GISP Only :
Modified Aug 30 2021
No description

[TN] GC ETOR SURRG & GISP :
Modified Aug 30 2021
No description

Batch Orders

To Download the Excel Spreadsheet

1. Click **BATCH ORDER** button on the **Dashboard**.
2. Click the 3-button link on the upper corner of the tile.
3. Select **Download Import Template** from the two menu options.
4. Save the excel spreadsheet.
5. Open the saved Excel Spreadsheet and fill the required details in the fields.

Note: the dropdown menus for some of the required values.

The screenshot displays the 'Batch Order' interface. On the left sidebar, the 'BATCH ORDER' button is highlighted with a red box and labeled '1'. The main area shows an 'IMPORT FROM FILE' button and two order tiles. The first tile, '[TN] GC ETOR eGISP & GISP', has a dropdown menu open with 'Download Import Template' and 'Import from file' options. A red circle labeled '2' points to the dropdown menu, and a red circle labeled '3' points to the 'Download Import Template' option.

- Download the **Import Template** required for the Batch Order **prior** to specimen collection and submission.
- This is important in order to correctly gather the required order fields and patient information.

Batch Import Template

The screenshot shows an Excel spreadsheet with the following structure:

SITE & PROJECT		SUBMITTER INFORMATION			PATIENT INFORMATION			SPECIMEN INFORMATION		
* Site	* Project Name	* Submitting Facility Name	* GC Facility Code	GISP Spec ID (Example: SEA-202108-XX)	* SURRG Spec ID	* Patient Date Of Birth	Patient ID	* Gender	* Specimen Collection Date	Possible Nm

- Enter one line for each specimen that is being submitted.
- ALWAYS download the template for every use

All fields in red are required

Batch Import Template

The screenshot displays an Excel spreadsheet titled "[TN] GC ETOR eGISP & GISP". The ribbon shows the "Home" tab with various formatting options. The spreadsheet is divided into two main sections:

- SITE & PROJECT** (Rows 2-4):
 - Row 2: SITE & PROJECT
 - Row 3: * Site, * Project Name, * Submitting Facility Name
- SUBMITTER INFORMATION** (Rows 2-4):
 - Row 2: SUBMITTER INFORMATION
 - Row 3: * Site, * Project Name, * Submitting Facility Name, * GC Facility Code, GISP Spec ID (Example: SEA-202108-XX), * SURRG Spec ID, * Pa
 - Row 4: A drop-down menu for "Site" is open, showing options: ALB, ANC, ATL, BAL, BHM, BOS, BUF, CAM.


A red arrow points to the drop-down menu in the "SUBMITTER INFORMATION" section.

- Use the drop-down choices in fields where available

Importing Batch Orders

1. Click the **Batch Order** Call-To-Action Button
2. Click **IMPORT FROM FILE**

The screenshot displays the TN Department of Health interface for Batch Orders. On the left sidebar, the 'BATCH ORDER' button is highlighted with a red box and labeled '1'. In the main content area, an 'IMPORT FROM FILE' button is visible. Below it, a list of batch orders is shown. The first order, '[TN] GC ETOR eGISP & GISP', has a dropdown menu open, with the 'Import from file' option circled in red and labeled '3'. A red arrow points from this option to a modal window titled 'Import From File'. The modal window contains a 'Batch Import Program' dropdown menu, an 'Attach File To Import' section with a dashed box for file upload, and 'CANCEL' and 'IMPORT' buttons at the bottom right. A red circle labeled '2' is placed near the 'Import from file' option in the dropdown menu.

NOTE: The Import from File option can also be accessed by clicking the  icon on the tile

Importing Batch Orders

3. Click the drop-down arrow and select the appropriate tile
4. Drag & Drop –OR– Search for the Import Template File
5. Click **IMPORT** to upload the file

The screenshot displays the 'Batch Order' interface in the TN Department of Health system. A red arrow points from the 'Import from file' option in a dropdown menu to the 'Import From File' dialog box. The dialog box is highlighted with a red border and contains the following elements:

- Batch Import Program***: A dropdown menu with a red line connecting it to the number 3 in a circle.
- Attach File To Import**: A dashed box containing the text 'Drag & drop a file to attach it, or' and a blue link 'Browse for a file' with a red line connecting it to the number 4 in a circle.
- CANCEL** and **IMPORT** buttons: A red line connects the **IMPORT** button to the number 5 in a circle.

Importing Batch Orders

- If the required fields are not completed in the Batch Import Template before uploading, the user will receive an error message.

Warning

Some records were imported with errors. Hover over the (❗ icon) on the left of the record to view the details.

Please correct the errors by populating the missing fields in the grid or delete and reimport the corrected record from spreadsheet.

CLOSE

- Click on the ❗ icon beside each to view the details of the error(s)

The screenshot displays the TN Department of Health eGISP & GISP interface. A sidebar on the left contains navigation options: Dashboard, In Transit Orders, All Orders, Published Reports, and Help. Below these are buttons for ORDER TESTS, BATCH ORDER, and VIEW REPORTS. The main content area shows a 'Batch Order / [TN] GC ETOR eGISP & GISP' header with a notification icon. Below the header are buttons for ADD ROW, COPY LAST, REMOVE SELECTED, IMPORT FROM FILE, and RESET COLUMNS. A table with columns for Site & Project and Submitter Information is visible. A red arrow points to a red warning icon (❗) in the first row of the table. A modal window is open, displaying the following error messages:

- Submit errors (click on the item to navigate to it):
- Site - This field is required
- Patient Date Of Birth - This field is required
- Gender - This field is required
- Specimen Type - This field is required

Importing Batch Orders

- The errors must be corrected before submitting the Batch Order
 - Manually correct the errors for each line

The screenshot shows the TN Department of Health interface for Batch Order management. The breadcrumb trail is "Batch Order / [TN] GC ETOR eGISP & GISP". The interface includes a sidebar with navigation options: Dashboard, Incomplete Orders, In Transit Orders, All Orders, Published Reports, and Help. Below the sidebar are buttons for "ORDER TESTS", "BATCH ORDER", and "VIEW REPORTS". The main content area has a header "Batch Order / [TN] GC ETOR eGISP & GISP" and a toolbar with buttons: "ADD ROW", "COPY LAST", "REMOVE SELECTED", "IMPORT FROM FILE", and "RESET COLUMNS". Below the toolbar is a table with columns for "Patient Information", "Submitter Information", and "Point of Contact". The "Submitter Information" section is expanded, showing a table with columns: "Site *", "Project Name *", "Submitting Facility Na...", "GC Facility Code *", and "GISP Spec ID". The "Site *" field in the first row is highlighted with a red box.

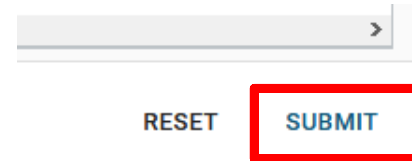
OR

- Delete the uploaded entries, correct the spreadsheet, and re-upload the file

The screenshot shows the TN Department of Health interface for Batch Order management. The breadcrumb trail is "Batch Order / [TN] GC ETOR eGISP & GISP". The interface includes a toolbar with buttons: "ADD ROW", "COPY LAST", "REMOVE SELECTED", "IMPORT FROM FILE", and "RESET COLUMNS". Below the toolbar is a table with columns for "Patient Information", "Submitter Information", and "Point of Contact". The "Patient Information" section is expanded, showing a table with columns: "Last Name *", "First Name", "Date Of Birth", "Facility Name *", and "Point of Contact *". The checkboxes in the first two rows of the "Patient Information" table are highlighted with a red box. The "REMOVE SELECTED" button in the toolbar is also highlighted with a red box.

Importing Batch Orders

- Once all entries are ready to submit, click **SUBMIT** in the bottom right corner




- If errors exist when submitting, a warning will be displayed

Invalid Data



There are no valid records in the grid. Please correct data and try again.

CLOSE

- After closing the warning, the  icon will be displayed next to the entry with errors
 - The fields with errors will be highlighted in red

Batch Order / [TN] GC ETOR eGISP & GISP

ADD ROW COPY LAST REMOVE SELECTED IMPORT FROM FILE RESET COLUMNS

	Patient Information	Submitter Information	Point of Contact
<input type="checkbox"/>	↑ Last Name * First Name Date Of Birth	Facility Name *	Point of Contact *
<input type="checkbox"/>  		Tennessee Dept. of Health Division o	



Printing Shipping Manifests or Requisitions

GC Shipping Manifest

- Navigate to the **In Transit** or **All Orders** Data Grids

The screenshot displays the TN Department of Health dashboard. On the left, a dark sidebar contains a menu with the following items: Dashboard, Incomplete Orders, **In Transit Orders** (highlighted with a red box), All Orders, Published Reports, and Help. Below the menu are three buttons: ORDER TESTS, BATCH ORDER, and VIEW REPORTS. The main content area is titled 'Dashboard' and features two summary cards. The first card shows '0 UNREAD REPORTS' with a large yellow '0'. The second card shows '678 ALL ORDERS' with a large grey '678'.

GC Shipping Manifest

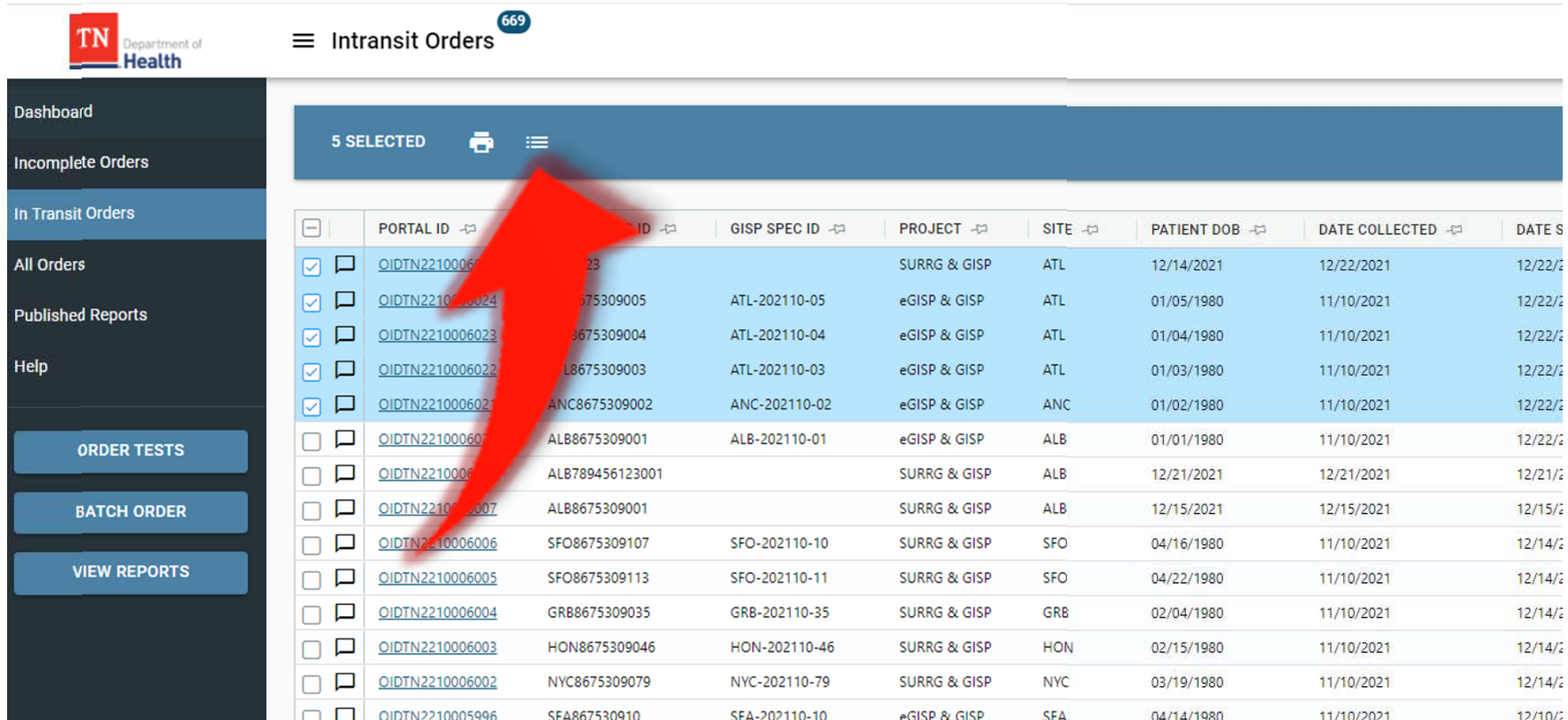
- Click the **checkbox** beside the order(s) you wish to ship

The screenshot displays the 'All Orders' page in the TN Department of Health system. The page features a sidebar with navigation options like 'Dashboard', 'Incomplete Orders', and 'In Transit Orders'. The main content area shows a table of orders with a search bar at the top. A red box highlights the checkbox column on the left side of the table, indicating the action to be taken for shipping orders.

	LIMS ACCESSION ID	PORTAL ID	SURRO SPEC ID	GISP SPEC ID	PROJECT	SITE	PATIENT DOB	DATE COLLECTED
<input type="checkbox"/>	N21004399	QIDTN22100059210	ATL8675309005	ATL-202110-05	SURRG & GISP	ATL	01/05/1980	11/10/2021
<input type="checkbox"/>	N21004398	QIDTN22100059209	ATL8675309004	ATL-202110-04	SURRG & GISP	ATL	01/04/1980	11/10/2021
<input type="checkbox"/>	N21004397	QIDTN22100059208	ATL8675309003	ATL-202110-03	SURRG & GISP	ATL	01/03/1980	11/10/2021
<input type="checkbox"/>	N21004396	QIDTN22100059207	ANC8675309002	ANC-202110-02	SURRG & GISP	ANC	01/02/1980	11/10/2021
<input type="checkbox"/>	N21004395	QIDTN22100059206	ALB8675309001	ALB-202110-01	SURRG & GISP	ALB	01/01/1980	11/10/2021
<input type="checkbox"/>	N21004394	QIDTN22100059205		ANC-202111-03	GISP Only	ANC	11/11/2021	11/17/2021
<input type="checkbox"/>	N21004393	QIDTN22100059204	ANC74185296302	ANC-202111-02	eGISP & GISP	ANC	11/11/2021	11/17/2021
<input type="checkbox"/>	N21004392	QIDTN22100059203	ANC1234561	ANC-202111-01	SURRG & GISP	ANC	11/11/2021	11/17/2021
<input type="checkbox"/>	N21004385	QIDTN22100058998	ALB496041316		SURRG & GISP	ALB	11/12/2021	11/12/2021
<input type="checkbox"/>	N21004384	QIDTN22100058997	BAL613130		SURRG & GISP	BAL	11/12/2021	11/12/2021
<input type="checkbox"/>	N21004380	QIDTN22100058996	ALB460165103		SURRG & GISP	ALB	11/12/2021	11/12/2021
<input type="checkbox"/>	N21004379	QIDTN22100058995	ALB1		SURRG & GISP	ALB	11/12/2021	11/12/2021
<input type="checkbox"/>	N21004378	QIDTN22100058994	ALB12		SURRG & GISP	ALB	11/12/2021	11/12/2021
<input type="checkbox"/>	N21004377	QIDTN22100058991	WDC8675309115	WDC-202110-11	SURRG & GISP	WDC	04/24/1980	11/10/2021
<input type="checkbox"/>	N21004376	QIDTN22100058990	TRP8675309114	TRP-202110-11	SURRG & GISP	TRP	04/23/1980	11/10/2021
<input type="checkbox"/>	N21004375	QIDTN22100058889	SFO8675309113	SFO-202110-11	SURRG & GISP	SFO	04/22/1980	11/10/2021
<input type="checkbox"/>	N21004374	QIDTN22100058888	SFO8675309112	SFO-202110-11	SURRG & GISP	SFO	04/21/1980	11/10/2021
<input type="checkbox"/>	N21004373	QIDTN22100058887	SFO8675309111	SFO-202110-11	SURRG & GISP	SFO	04/20/1980	11/10/2021
<input type="checkbox"/>	N21004372	QIDTN22100058886	SFO8675309110	SFO-202110-11	SURRG & GISP	SFO	04/19/1980	11/10/2021
<input type="checkbox"/>	N21004371	QIDTN22100058885	SFO8675309109	SFO-202110-10	SURRG & GISP	SFO	04/18/1980	11/10/2021
<input type="checkbox"/>	N21004370	QIDTN22100058884	SFO8675309108	SFO-202110-10	SURRG & GISP	SFO	04/17/1980	11/10/2021
<input type="checkbox"/>	N21004369	QIDTN22100058883	SFO8675309107	SFO-202110-10	SURRG & GISP	SFO	04/16/1980	11/10/2021

GC Shipping Manifest

- A blue bar will appear above the grid



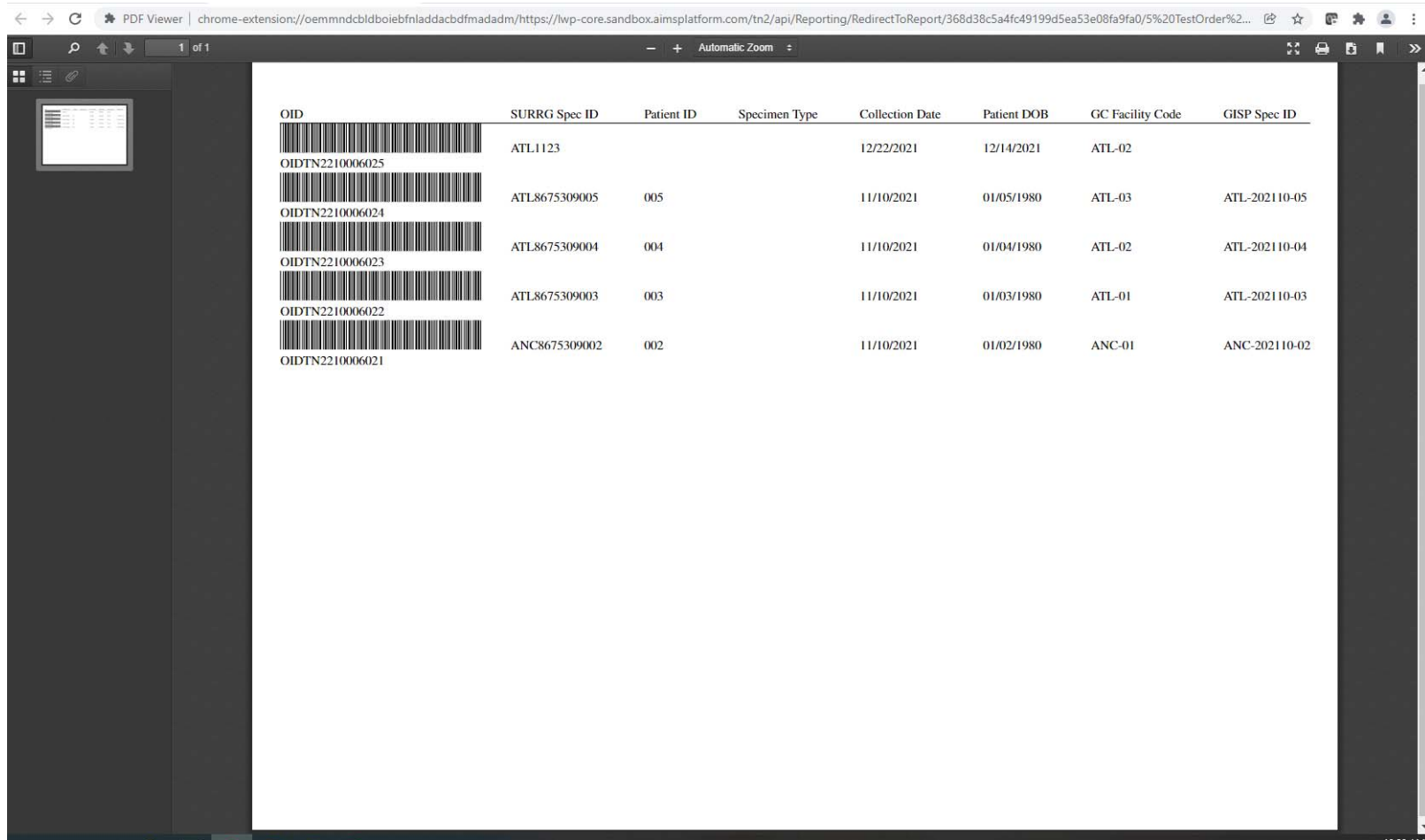
The screenshot shows the 'Intransit Orders' page in the TN Department of Health system. A blue bar at the top of the grid indicates '5 SELECTED' items. A red arrow points to the menu icon in the blue bar.

	PORTAL ID	PATIENT ID	GISP SPEC ID	PROJECT	SITE	PATIENT DOB	DATE COLLECTED	DATE S
<input checked="" type="checkbox"/>	OIDTN2210006023	ALB8675309003	ATL-202110-05	SURRG & GISP	ATL	12/14/2021	12/22/2021	12/22/21
<input checked="" type="checkbox"/>	OIDTN2210006024	ALB8675309005	ATL-202110-05	eGISP & GISP	ATL	01/05/1980	11/10/2021	12/22/21
<input checked="" type="checkbox"/>	OIDTN2210006023	ALB8675309004	ATL-202110-04	eGISP & GISP	ATL	01/04/1980	11/10/2021	12/22/21
<input checked="" type="checkbox"/>	OIDTN2210006022	ALB8675309003	ATL-202110-03	eGISP & GISP	ATL	01/03/1980	11/10/2021	12/22/21
<input checked="" type="checkbox"/>	OIDTN2210006021	ANC8675309002	ANC-202110-02	eGISP & GISP	ANC	01/02/1980	11/10/2021	12/22/21
<input type="checkbox"/>	OIDTN2210006001	ALB8675309001	ALB-202110-01	eGISP & GISP	ALB	01/01/1980	11/10/2021	12/22/21
<input type="checkbox"/>	OIDTN2210006002	ALB789456123001		SURRG & GISP	ALB	12/21/2021	12/21/2021	12/21/21
<input type="checkbox"/>	OIDTN2210006007	ALB8675309001		SURRG & GISP	ALB	12/15/2021	12/15/2021	12/15/21
<input type="checkbox"/>	OIDTN2210006006	SFO8675309107	SFO-202110-10	SURRG & GISP	SFO	04/16/1980	11/10/2021	12/14/21
<input type="checkbox"/>	OIDTN2210006005	SFO8675309113	SFO-202110-11	SURRG & GISP	SFO	04/22/1980	11/10/2021	12/14/21
<input type="checkbox"/>	OIDTN2210006004	GRB8675309035	GRB-202110-35	SURRG & GISP	GRB	02/04/1980	11/10/2021	12/14/21
<input type="checkbox"/>	OIDTN2210006003	HON8675309046	HON-202110-46	SURRG & GISP	HON	02/15/1980	11/10/2021	12/14/21
<input type="checkbox"/>	OIDTN2210006002	NYC8675309079	NYC-202110-79	SURRG & GISP	NYC	03/19/1980	11/10/2021	12/14/21
<input type="checkbox"/>	OIDTN2210005996	SEA867530910	SEA-202110-10	eGISP & GISP	SEA	04/14/1980	11/10/2021	12/10/21






- Click the  icon to generate the GC Shipping Manifest

GC Shipping Manifest

- The generated GC Shipping Manifest will match the orders selected from the Data Grid



The screenshot shows a PDF Viewer displaying a GC Shipping Manifest. The manifest is a table with the following columns: OID, SURRG Spec ID, Patient ID, Specimen Type, Collection Date, Patient DOB, GC Facility Code, and GISP Spec ID. Each row includes a barcode for the OID.

OID	SURRG Spec ID	Patient ID	Specimen Type	Collection Date	Patient DOB	GC Facility Code	GISP Spec ID
 OIDT2210006025	ATL1123			12/22/2021	12/14/2021	ATL-02	
 OIDT2210006024	ATL8675309005	005		11/10/2021	01/05/1980	ATL-03	ATL-202110-05
 OIDT2210006023	ATL8675309004	004		11/10/2021	01/04/1980	ATL-02	ATL-202110-04
 OIDT2210006022	ATL8675309003	003		11/10/2021	01/03/1980	ATL-01	ATL-202110-03
 OIDT2210006021	ANC8675309002	002		11/10/2021	01/02/1980	ANC-01	ANC-202110-02

- Print a copy of the GC Shipping Manifest and include with the shipment

Printing Order Requisitions

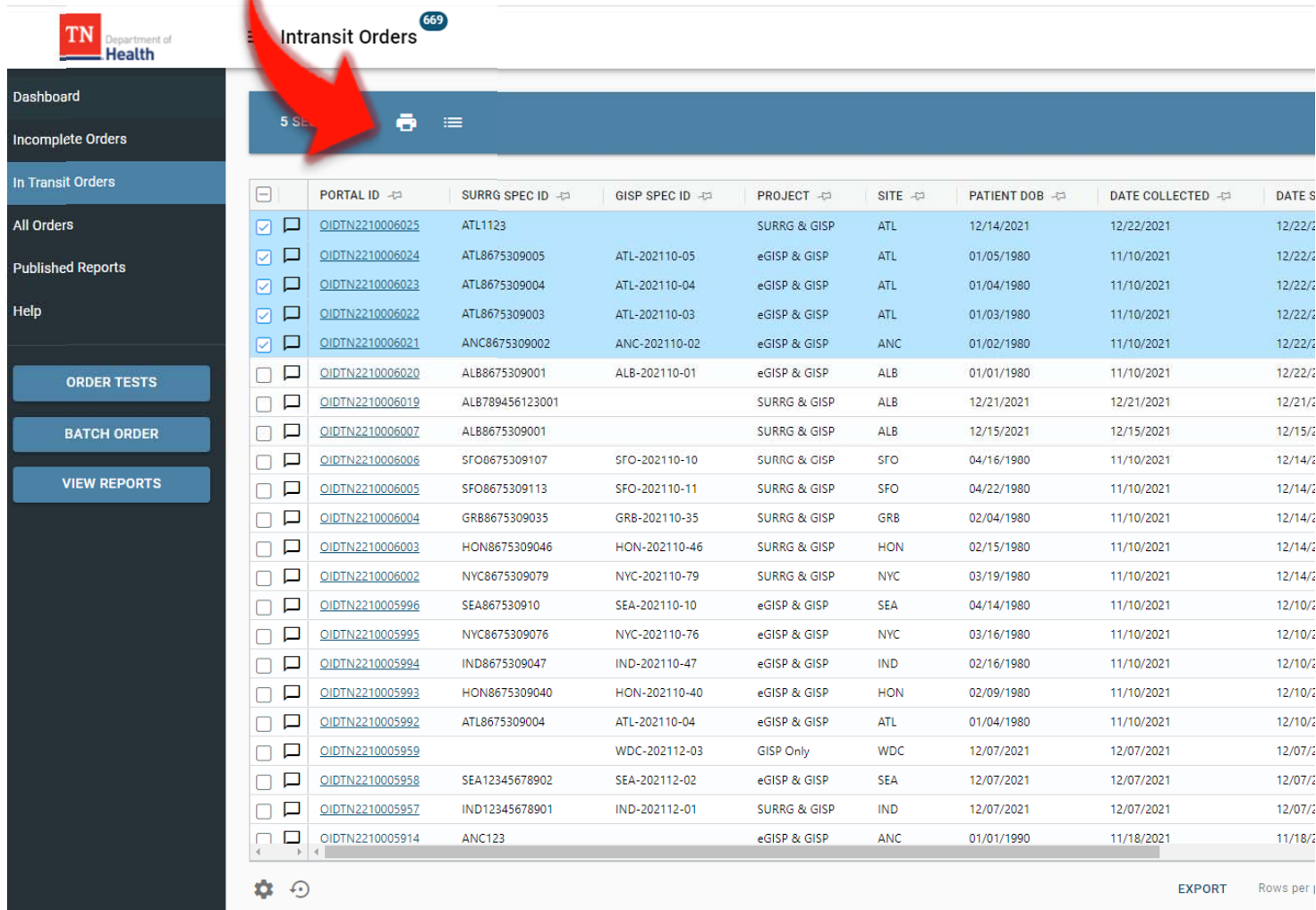
- Click the **checkbox** beside the order(s) for which you wish to print requisitions

The screenshot shows the 'All Orders' page in the TN Department of Health system. A red box highlights the checkbox column on the left side of the table. The table contains the following columns: LIMS ACCESSION ID, PORTAL ID, SURRO SPEC ID, QISP SPEC ID, PROJECT, SITE, PATIENT DOB, and DATE COLLECTED. The interface includes a sidebar with navigation options like 'Dashboard', 'Incomplete Orders', and 'Published Reports', and a top navigation bar with 'All Orders' and a user name.

		LIMS ACCESSION ID	PORTAL ID	SURRO SPEC ID	QISP SPEC ID	PROJECT	SITE	PATIENT DOB	DATE COLLECTED
<input type="checkbox"/>		N21004399	QIDTN2210005810	ATL8675309005	ATL-202110-05	SURRG & GISP	ATL	01/05/1980	11/10/2021
<input type="checkbox"/>		N21004398	QIDTN2210005809	ATL8675309004	ATL-202110-04	SURRG & GISP	ATL	01/04/1980	11/10/2021
<input type="checkbox"/>		N21004397	QIDTN2210005808	ATL8675309003	ATL-202110-03	SURRG & GISP	ATL	01/03/1980	11/10/2021
<input type="checkbox"/>		N21004396	QIDTN2210005807	ANC8675309002	ANC-202110-02	SURRG & GISP	ANC	01/02/1980	11/10/2021
<input type="checkbox"/>		N21004395	QIDTN2210005806	ALB8675309001	ALB-202110-01	SURRG & GISP	ALB	01/01/1980	11/10/2021
<input type="checkbox"/>		N21004394	QIDTN2210005805		ANC-202111-03	GISP Only	ANC	11/11/2021	11/17/2021
<input type="checkbox"/>		N21004393	QIDTN2210005804	ANC74185296302	ANC-202111-02	eGISP & GISP	ANC	11/11/2021	11/17/2021
<input type="checkbox"/>		N21004392	QIDTN2210005803	ANC1234561	ANC-202111-01	SURRG & GISP	ANC	11/11/2021	11/17/2021
<input type="checkbox"/>		N21004385	QIDTN2210005802	ALB496041316		SURRG & GISP	ALB	11/12/2021	11/12/2021
<input type="checkbox"/>		N21004384	QIDTN2210005801	BAL613130		SURRG & GISP	BAL	11/12/2021	11/12/2021
<input type="checkbox"/>		N21004380	QIDTN2210005800	ALB490165103		SURRG & GISP	ALB	11/12/2021	11/12/2021
<input type="checkbox"/>		N21004379	QIDTN2210005800	ALB1		SURRG & GISP	ALB	11/12/2021	11/12/2021
<input type="checkbox"/>		N21004378	QIDTN2210005800	ALB12		SURRG & GISP	ALB	11/12/2021	11/12/2021
<input type="checkbox"/>		N21004377	QIDTN2210005801	WDC8675309115	WDC-202110-11	SURRG & GISP	WDC	04/24/1980	11/10/2021
<input type="checkbox"/>		N21004376	QIDTN2210005800	TRP8675309114	TRP-202110-11	SURRG & GISP	TRP	04/23/1980	11/10/2021
<input type="checkbox"/>		N21004375	QIDTN2210005800	SFO8675309113	SFO-202110-11	SURRG & GISP	SFO	04/22/1980	11/10/2021
<input type="checkbox"/>		N21004374	QIDTN2210005800	SFO8675309112	SFO-202110-11	SURRG & GISP	SFO	04/21/1980	11/10/2021
<input type="checkbox"/>		N21004373	QIDTN2210005801	SFO8675309111	SFO-202110-11	SURRG & GISP	SFO	04/20/1980	11/10/2021
<input type="checkbox"/>		N21004372	QIDTN2210005800	SFO8675309110	SFO-202110-11	SURRG & GISP	SFO	04/19/1980	11/10/2021
<input type="checkbox"/>		N21004371	QIDTN2210005800	SFO8675309109	SFO-202110-10	SURRG & GISP	SFO	04/18/1980	11/10/2021
<input type="checkbox"/>		N21004370	QIDTN2210005800	SFO8675309108	SFO-202110-10	SURRG & GISP	SFO	04/17/1980	11/10/2021
<input type="checkbox"/>		N21004369	QIDTN2210005800	SFO8675309107	SFO-202110-10	SURRG & GISP	SFO	04/16/1980	11/10/2021

Printing Order Requisitions

- Click the  icon to print the requisitions for the selected orders



TN Department of Health

Intransit Orders 669

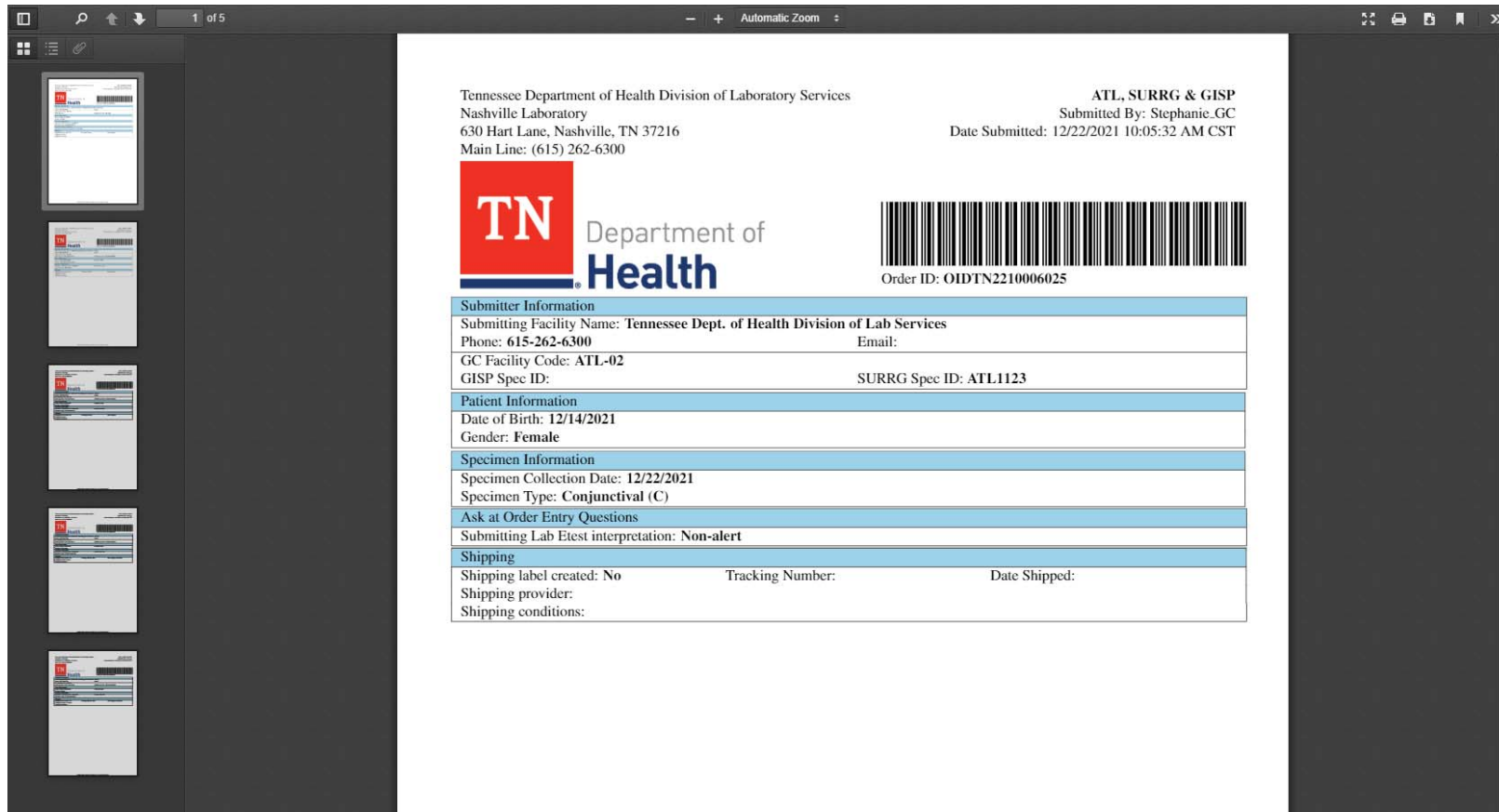
5 Selected

	PORTAL ID	SURRG SPEC ID	GISP SPEC ID	PROJECT	SITE	PATIENT DOB	DATE COLLECTED	DATE S
<input checked="" type="checkbox"/>	QIDTN2210006025	ATL1123		SURRG & GISP	ATL	12/14/2021	12/22/2021	12/22/2
<input checked="" type="checkbox"/>	QIDTN2210006024	ATL8675309005	ATL-202110-05	eGISP & GISP	ATL	01/05/1980	11/10/2021	12/22/2
<input checked="" type="checkbox"/>	QIDTN2210006023	ATL8675309004	ATL-202110-04	eGISP & GISP	ATL	01/04/1980	11/10/2021	12/22/2
<input checked="" type="checkbox"/>	QIDTN2210006022	ATL8675309003	ATL-202110-03	eGISP & GISP	ATL	01/03/1980	11/10/2021	12/22/2
<input checked="" type="checkbox"/>	QIDTN2210006021	ANC8675309002	ANC-202110-02	eGISP & GISP	ANC	01/02/1980	11/10/2021	12/22/2
<input type="checkbox"/>	QIDTN2210006020	ALB8675309001	ALB-202110-01	eGISP & GISP	ALB	01/01/1980	11/10/2021	12/22/2
<input type="checkbox"/>	QIDTN2210006019	ALB789456123001		SURRG & GISP	ALB	12/21/2021	12/21/2021	12/21/2
<input type="checkbox"/>	QIDTN2210006007	ALB8675309001		SURRG & GISP	ALB	12/15/2021	12/15/2021	12/15/2
<input type="checkbox"/>	QIDTN2210006006	SFO8675309107	SFO-202110-10	SURRG & GISP	SFO	04/16/1980	11/10/2021	12/14/2
<input type="checkbox"/>	QIDTN2210006005	SFO8675309113	SFO-202110-11	SURRG & GISP	SFO	04/22/1980	11/10/2021	12/14/2
<input type="checkbox"/>	QIDTN2210006004	GRB8675309035	GRB-202110-35	SURRG & GISP	GRB	02/04/1980	11/10/2021	12/14/2
<input type="checkbox"/>	QIDTN2210006003	HON8675309046	HON-202110-46	SURRG & GISP	HON	02/15/1980	11/10/2021	12/14/2
<input type="checkbox"/>	QIDTN2210006002	NYC8675309079	NYC-202110-79	SURRG & GISP	NYC	03/19/1980	11/10/2021	12/14/2
<input type="checkbox"/>	QIDTN2210005996	SEA867530910	SEA-202110-10	eGISP & GISP	SEA	04/14/1980	11/10/2021	12/10/2
<input type="checkbox"/>	QIDTN2210005995	NYC8675309076	NYC-202110-76	eGISP & GISP	NYC	03/16/1980	11/10/2021	12/10/2
<input type="checkbox"/>	QIDTN2210005994	IND8675309047	IND-202110-47	eGISP & GISP	IND	02/16/1980	11/10/2021	12/10/2
<input type="checkbox"/>	QIDTN2210005993	HON8675309040	HON-202110-40	eGISP & GISP	HON	02/09/1980	11/10/2021	12/10/2
<input type="checkbox"/>	QIDTN2210005992	ATL8675309004	ATL-202110-04	eGISP & GISP	ATL	01/04/1980	11/10/2021	12/10/2
<input type="checkbox"/>	QIDTN2210005959		WDC-202112-03	GISP Only	WDC	12/07/2021	12/07/2021	12/07/2
<input type="checkbox"/>	QIDTN2210005958	SEA12345678902	SEA-202112-02	eGISP & GISP	SEA	12/07/2021	12/07/2021	12/07/2
<input type="checkbox"/>	QIDTN2210005957	IND12345678901	IND-202112-01	SURRG & GISP	IND	12/07/2021	12/07/2021	12/07/2
<input type="checkbox"/>	QIDTN2210005914	ANC123		eGISP & GISP	ANC	01/01/1990	11/18/2021	11/18/2

EXPORT Rows per page

Printing Order Requisitions

- The selected order requisitions will download in a single PDF file



The screenshot displays a PDF document within a viewer interface. The document is an order requisition form from the Tennessee Department of Health. It includes contact information for Nashville Laboratory, submission details for ATL, SURRG & GISP, a barcode, and a table of requisition details. The table contains sections for Submitter Information, Patient Information, Specimen Information, and Shipping.

Tennessee Department of Health Division of Laboratory Services
Nashville Laboratory
630 Hart Lane, Nashville, TN 37216
Main Line: (615) 262-6300

ATL, SURRG & GISP
Submitted By: Stephanie_GC
Date Submitted: 12/22/2021 10:05:32 AM CST

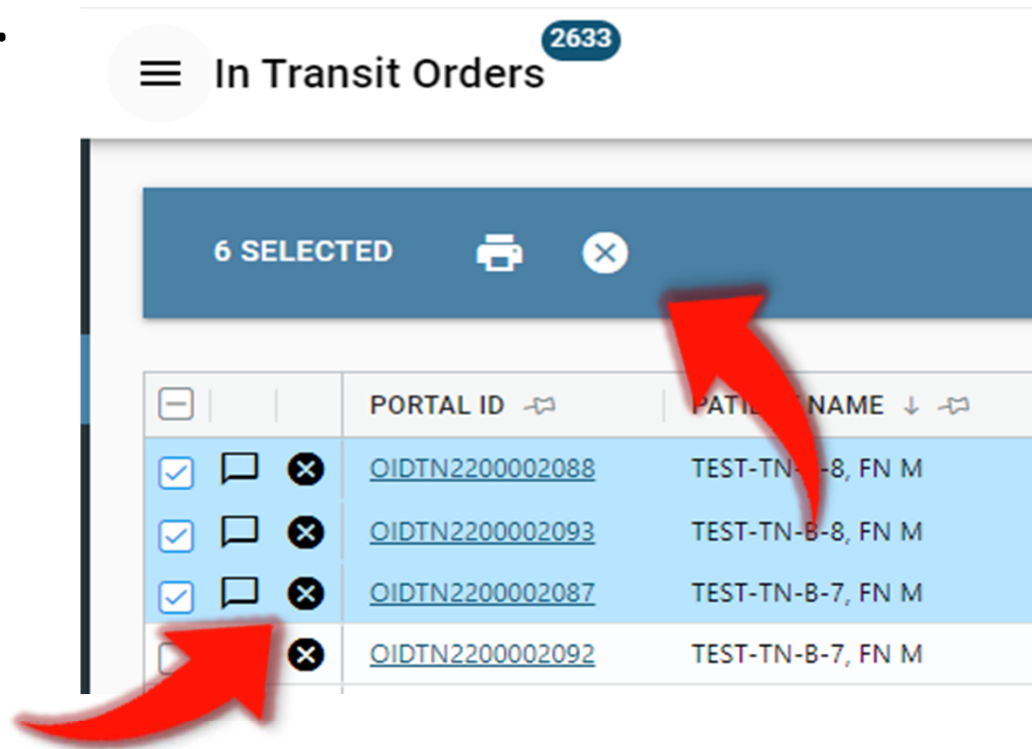
TN Department of Health

Order ID: OIDTN2210006025

Submitter Information		
Submitting Facility Name: Tennessee Dept. of Health Division of Lab Services		
Phone: 615-262-6300	Email:	
GC Facility Code: ATL-02		
GISP Spec ID:	SURRG Spec ID: ATL1123	
Patient Information		
Date of Birth: 12/14/2021		
Gender: Female		
Specimen Information		
Specimen Collection Date: 12/22/2021		
Specimen Type: Conjunctival (C)		
Ask at Order Entry Questions		
Submitting Lab Etest interpretation: Non-alert		
Shipping		
Shipping label created: No	Tracking Number:	Date Shipped:
Shipping provider:		
Shipping conditions:		

Cancelling Orders

- If an order has been placed with errors in the data, highlight the orders to be canceled in the In Transit module.



- Click the button available in the blue ribbon or at the individual orders.

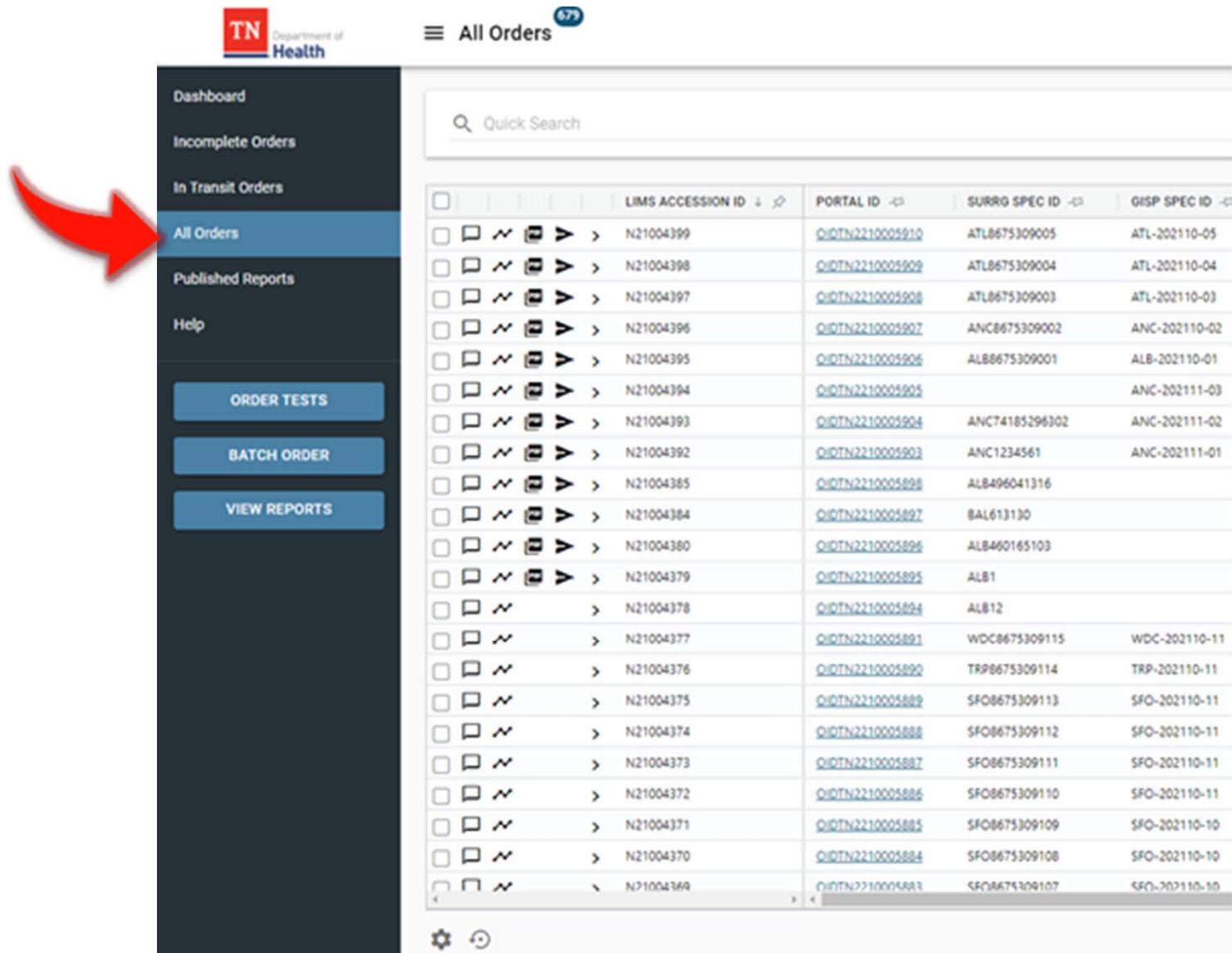
The logo consists of a red square containing the letters 'TN' in white, serif font. Below the red square is a thin, dark blue horizontal bar.

TN

**Accessing Orders,
Reports, and Patients**

Tracking Order Status

- To see a status of your test order, open **All Orders** grid



The screenshot shows the TN Department of Health interface. The left sidebar contains a navigation menu with the following items: Dashboard, Incomplete Orders, In Transit Orders, **All Orders** (highlighted with a red arrow), Published Reports, and Help. Below the menu are three buttons: ORDER TESTS, BATCH ORDER, and VIEW REPORTS. The main content area is titled 'All Orders' with a notification badge '679'. It features a 'Quick Search' bar and a table of orders.

				LIMS ACCESSION ID	PORTAL ID	SURRG SPEC ID	GISP SPEC ID
<input type="checkbox"/>	<input type="checkbox"/>	<input type="checkbox"/>	<input type="checkbox"/>	N21004399	QIDTN22100059210	ATL8675309005	ATL-202110-05
<input type="checkbox"/>	<input type="checkbox"/>	<input type="checkbox"/>	<input type="checkbox"/>	N21004398	QIDTN2210005909	ATL8675309004	ATL-202110-04
<input type="checkbox"/>	<input type="checkbox"/>	<input type="checkbox"/>	<input type="checkbox"/>	N21004397	QIDTN2210005908	ATL8675309003	ATL-202110-03
<input type="checkbox"/>	<input type="checkbox"/>	<input type="checkbox"/>	<input type="checkbox"/>	N21004396	QIDTN2210005907	ANC8675309002	ANC-202110-02
<input type="checkbox"/>	<input type="checkbox"/>	<input type="checkbox"/>	<input type="checkbox"/>	N21004395	QIDTN2210005906	ALB8675309001	ALB-202110-01
<input type="checkbox"/>	<input type="checkbox"/>	<input type="checkbox"/>	<input type="checkbox"/>	N21004394	QIDTN2210005905		ANC-202111-03
<input type="checkbox"/>	<input type="checkbox"/>	<input type="checkbox"/>	<input type="checkbox"/>	N21004393	QIDTN2210005904	ANC74185296302	ANC-202111-02
<input type="checkbox"/>	<input type="checkbox"/>	<input type="checkbox"/>	<input type="checkbox"/>	N21004392	QIDTN2210005903	ANC1234561	ANC-202111-01
<input type="checkbox"/>	<input type="checkbox"/>	<input type="checkbox"/>	<input type="checkbox"/>	N21004385	QIDTN2210005898	ALB496041316	
<input type="checkbox"/>	<input type="checkbox"/>	<input type="checkbox"/>	<input type="checkbox"/>	N21004384	QIDTN2210005897	BAL613130	
<input type="checkbox"/>	<input type="checkbox"/>	<input type="checkbox"/>	<input type="checkbox"/>	N21004380	QIDTN2210005896	ALB460165103	
<input type="checkbox"/>	<input type="checkbox"/>	<input type="checkbox"/>	<input type="checkbox"/>	N21004379	QIDTN2210005895	ALB1	
<input type="checkbox"/>	<input type="checkbox"/>	<input type="checkbox"/>	<input type="checkbox"/>	N21004378	QIDTN2210005894	ALB12	
<input type="checkbox"/>	<input type="checkbox"/>	<input type="checkbox"/>	<input type="checkbox"/>	N21004377	QIDTN2210005891	WDC8675309115	WDC-202110-11
<input type="checkbox"/>	<input type="checkbox"/>	<input type="checkbox"/>	<input type="checkbox"/>	N21004376	QIDTN2210005890	TRP8675309114	TRP-202110-11
<input type="checkbox"/>	<input type="checkbox"/>	<input type="checkbox"/>	<input type="checkbox"/>	N21004375	QIDTN2210005889	SFO8675309113	SFO-202110-11
<input type="checkbox"/>	<input type="checkbox"/>	<input type="checkbox"/>	<input type="checkbox"/>	N21004374	QIDTN2210005888	SFO8675309112	SFO-202110-11
<input type="checkbox"/>	<input type="checkbox"/>	<input type="checkbox"/>	<input type="checkbox"/>	N21004373	QIDTN2210005887	SFO8675309111	SFO-202110-11
<input type="checkbox"/>	<input type="checkbox"/>	<input type="checkbox"/>	<input type="checkbox"/>	N21004372	QIDTN2210005886	SFO8675309110	SFO-202110-11
<input type="checkbox"/>	<input type="checkbox"/>	<input type="checkbox"/>	<input type="checkbox"/>	N21004371	QIDTN2210005885	SFO8675309109	SFO-202110-10
<input type="checkbox"/>	<input type="checkbox"/>	<input type="checkbox"/>	<input type="checkbox"/>	N21004370	QIDTN2210005884	SFO8675309108	SFO-202110-10
<input type="checkbox"/>	<input type="checkbox"/>	<input type="checkbox"/>	<input type="checkbox"/>	N21004369	QIDTN2210005883	SFO8675309107	SFO-202110-10

Tracking Order Status

≡ All Orders 707 USER NAME

Quick Search

		FACILITY NAME ↕	SPECIMEN TYPE ↕	STATUS ↕	OUTCOME ↕
<input type="checkbox"/>	<input type="checkbox"/>	Molecular Pathology Lab Network - MPLN	Urethral (U)	InTransit	InTransit
<input type="checkbox"/>	<input type="checkbox"/>	Molecular Pathology Lab Network - MPLN	Rectal (R)	InTransit	InTransit
<input type="checkbox"/>	<input type="checkbox"/>	Molecular Pathology Lab Network - MPLN	Urine (UR)	InTransit	InTransit
<input type="checkbox"/>	<input type="checkbox"/>	Molecular Pathology Lab Network - MPLN	Endocervical (E)	InTransit	InTransit
<input type="checkbox"/>	<input type="checkbox"/>	Molecular Pathology Lab Network - MPLN	Rectal (R)	InTransit	InTransit
<input type="checkbox"/>	<input type="checkbox"/>	Molecular Pathology Lab Network - MPLN	Urethral (U)	InTransit	InTransit
<input type="checkbox"/>	<input type="checkbox"/>	Molecular Pathology Lab Network - MPLN	Other (O)	InTransit	Canceled
<input type="checkbox"/>	<input type="checkbox"/>	Molecular Pathology Lab Network - MPLN	Rectal (R)	InTransit	Canceled
<input type="checkbox"/>	<input type="checkbox"/>	Molecular Pathology Lab Network - MPLN	Urethral (U)	InTransit	Canceled
<input type="checkbox"/>	<input type="checkbox"/>	Molecular Pathology Lab Network - MPLN	Urine (UR)	InTransit	InTransit
<input type="checkbox"/>	<input type="checkbox"/>	Molecular Pathology Lab Network - MPLN	Not captured/Unknown (NC)	InTransit	InTransit

EXPORT Rows per page: 25 1-25 of 707

STATUS column details (highlighted in red):

- InTransit
- InTransit
- InTransit
- InTransit
- InTransit
- InTransit
- Canceled
- Canceled
- Canceled
- InTransit
- InTransit
- InTransit

- **Status** column:

- **InTransit** – order has been submitted but not yet received by the lab
- **ReceivedInLab** – order has been received in lab but not yet tested
- **InProcess** – order is being tested by the lab
- **Released** – testing is done, order is released, results reports published
- **Canceled** – order is canceled

Tracking Order Status

The screenshot displays the 'All Orders' interface with a table of order data. A red arrow points from a specific order row to a detailed timeline for that order.

	LIMS ACCESSION ID	PORTAL ID	SURRG SPEC ID	GISP SPEC ID	PROJECT	SITE	PATIENT DOB	DATE COLLECTED
<input type="checkbox"/>	N21004399	QIDTN2210005910	ATL8675309005	ATL-202110-05	SURRG & GISP	ATL	01/05/1980	11/10/2021
<input type="checkbox"/>	N21004398	QIDTN2210005909	ATL8675309004	ATL-202110-04	SURRG & GISP	ATL	01/04/1980	11/10/2021
<input type="checkbox"/>	N21004397	QIDTN2210005908	ATL8675309003	ATL-202110-03	SURRG & GISP	ATL	01/03/1980	11/10/2021
<input type="checkbox"/>	N21004396	QIDTN2210005907	ANC8675309002	ANC-202110-02	SURRG & GISP	ANC	01/02/1980	11/10/2021
<input type="checkbox"/>	N21004395	QIDTN2210005906	ALB8675309001	ALB-202110-01	SURRG & GISP	ALB	01/01/1980	11/10/2021
<input type="checkbox"/>	N21004394	QIDTN2210005905		ANC-202111-03	GISP Only	ANC	11/11/2021	11/17/2021
<input type="checkbox"/>	N21004393	QIDTN2210005904	ANCT4185296302	ANC-202111-02	eGISP & GISP	ANC	11/11/2021	11/17/2021
<input type="checkbox"/>	N21004392	QIDTN2210005903	ANC1234561	ANC-202111-01	SURRG & GISP	ANC	11/11/2021	11/17/2021
<input type="checkbox"/>	N21004385	QIDTN2210005898	ALB496041316		SURRG & GISP	ALB	11/12/2021	11/12/2021
<input type="checkbox"/>	N21004384	QIDTN2210005897	BAL613130		SURRG & GISP	BAL	11/12/2021	11/12/2021
<input type="checkbox"/>	N21004380	QIDTN2210005896	ALB460165103		SURRG & GISP	ALB	11/12/2021	11/12/2021
<input type="checkbox"/>	N21004379	QIDTN2210005895	ALB1		SURRG & GISP	ALB	11/12/2021	11/12/2021
<input type="checkbox"/>	N21004378	QIDTN2210005894	ALB12		SURRG & GISP	ALB	11/12/2021	11/12/2021
<input type="checkbox"/>	N21004374							
<input type="checkbox"/>	N21004373							
<input type="checkbox"/>	N21004372							
<input type="checkbox"/>	N21004371	QIDTN2210005882	SFO8675309109	SFO-202110-10	SURRG & GISP	SFO	04/18/1980	11/10/2021
<input type="checkbox"/>	N21004370	QIDTN2210005884	SFO8675309108	SFO-202110-10	SURRG & GISP	SFO	04/17/1980	11/10/2021
<input type="checkbox"/>	N21004369	QIDTN2210005883	SFO8675309107	SFO-202110-10	SURRG & GISP	SFO	04/16/1980	11/10/2021

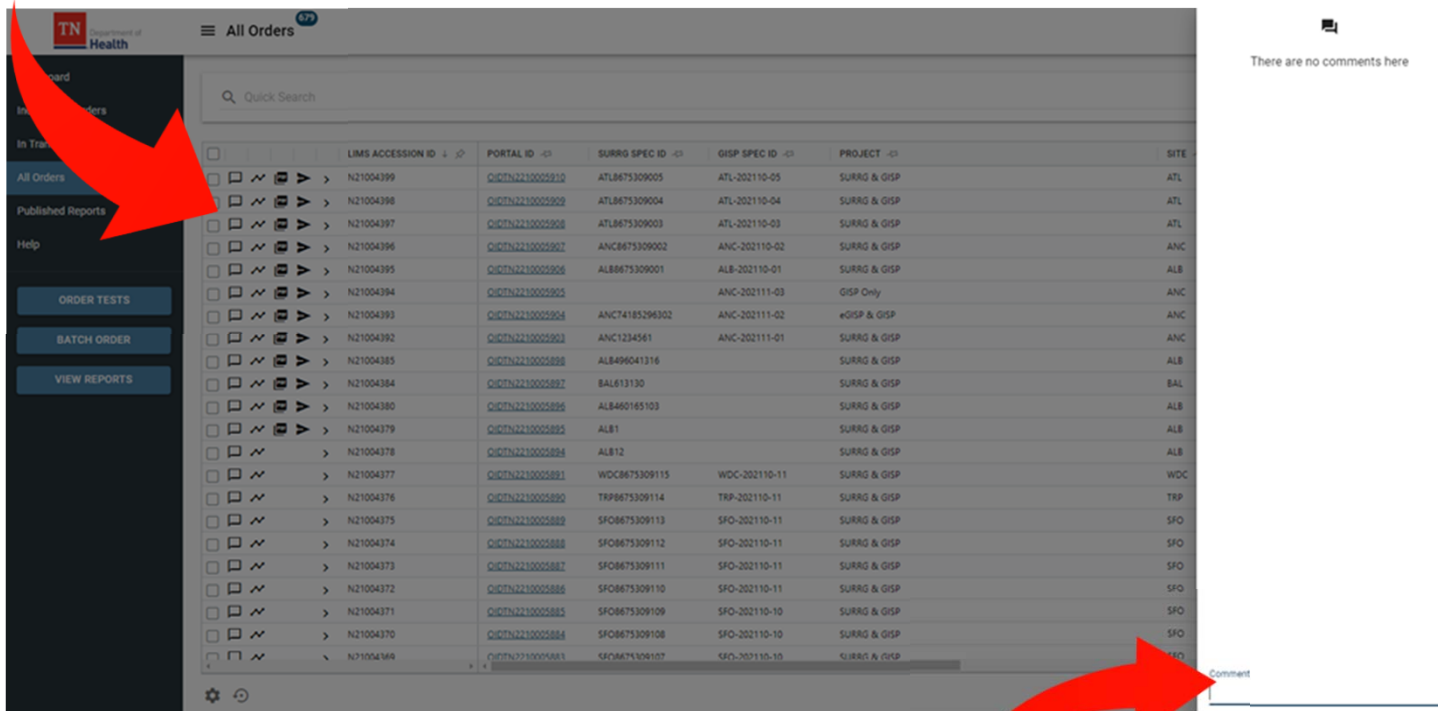
Timeline for Order N21004371:

- Collected: Nov 15 2019
- Submitted: Nov 18 2019
- Received: Nov 18 2019
- In Process: Nov 18 2019
- Published Report: Nov 18 2019
- Viewed Report: Nov 18 2019

- To view order related events across time, open **All Orders** grid, locate your order and hover over the  icon:


View or Add Comments

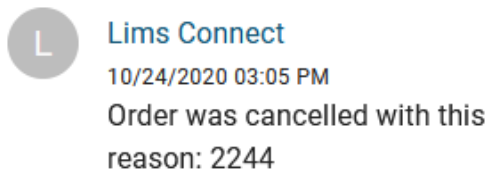
- Click on the  icon to view comments for a specimen




The screenshot shows the Lims Connect interface. On the left is a navigation sidebar with options like 'All Orders', 'Published Reports', and 'Help'. The main area displays a table of orders with columns for LIMS ACCESSION ID, PORTAL ID, SURRG SPEC ID, GISP SPEC ID, PROJECT, and SITE. A red arrow points to the comment icon in the first row. On the right, a comment box is visible with the text 'There are no comments here'. Another red arrow points to the 'Comment' input field at the bottom right of the table.

	LIMS ACCESSION ID	PORTAL ID	SURRG SPEC ID	GISP SPEC ID	PROJECT	SITE
<input type="checkbox"/>	N21004399	QIDTN22130059210	ATL8675309005	ATL-202110-05	SURRG & GISP	ATL
<input type="checkbox"/>	N21004398	QIDTN22130059209	ATL8675309004	ATL-202110-04	SURRG & GISP	ATL
<input type="checkbox"/>	N21004397	QIDTN22130059208	ATL8675309003	ATL-202110-03	SURRG & GISP	ATL
<input type="checkbox"/>	N21004396	QIDTN22130059207	ANC8675309002	ANC-202110-02	SURRG & GISP	ANC
<input type="checkbox"/>	N21004395	QIDTN22130059206	ALB8675309001	ALB-202110-01	SURRG & GISP	ALB
<input type="checkbox"/>	N21004394	QIDTN22130059205		ANC-202111-03	GISP Only	ANC
<input type="checkbox"/>	N21004393	QIDTN22130059204	ANC74185296302	ANC-202111-02	eGISP & GISP	ANC
<input type="checkbox"/>	N21004392	QIDTN22130059203	ANC1234561	ANC-202111-01	SURRG & GISP	ANC
<input type="checkbox"/>	N21004385	QIDTN2213005888	ALB496041316		SURRG & GISP	ALB
<input type="checkbox"/>	N21004384	QIDTN2213005887	BAL613130		SURRG & GISP	BAL
<input type="checkbox"/>	N21004380	QIDTN2213005886	ALB460165103		SURRG & GISP	ALB
<input type="checkbox"/>	N21004379	QIDTN2213005885	ALB1		SURRG & GISP	ALB
<input type="checkbox"/>	N21004378	QIDTN2213005884	ALB12		SURRG & GISP	ALB
<input type="checkbox"/>	N21004377	QIDTN2213005883	WDC8675309115	WDC-202110-11	SURRG & GISP	WDC
<input type="checkbox"/>	N21004376	QIDTN2213005880	TRP8675309114	TRP-202110-11	SURRG & GISP	TRP
<input type="checkbox"/>	N21004375	QIDTN2213005889	SFO8675309113	SFO-202110-11	SURRG & GISP	SFO
<input type="checkbox"/>	N21004374	QIDTN2213005888	SFO8675309112	SFO-202110-11	SURRG & GISP	SFO
<input type="checkbox"/>	N21004373	QIDTN2213005887	SFO8675309111	SFO-202110-11	SURRG & GISP	SFO
<input type="checkbox"/>	N21004372	QIDTN2213005886	SFO8675309110	SFO-202110-11	SURRG & GISP	SFO
<input type="checkbox"/>	N21004371	QIDTN2213005885	SFO8675309109	SFO-202110-10	SURRG & GISP	SFO
<input type="checkbox"/>	N21004370	QIDTN2213005884	SFO8675309108	SFO-202110-10	SURRG & GISP	SFO
<input type="checkbox"/>	N21004369	QIDTN2213005883	SFO8675309107	SFO-202110-10	SURRG & GISP	SFO

- Enter comments by typing into the comment box
- Orders with existing comments will show a number in the  icon



 **Lims Connect**
10/24/2020 03:05 PM
Order was cancelled with this reason: 2244

Viewing Reports

- To view new (i.e. unread) published reports, click **VIEW REPORTS** button
- Unviewed reports will be in **bold** text

The screenshot shows the 'All Orders' page with a sidebar on the left containing navigation options: Dashboard, Incomplete Orders, In Transit Orders, All Orders (selected), Published Reports, and Help. Below these are buttons for 'ORDER TESTS', 'BATCH ORDER', and 'VIEW REPORTS' (highlighted with a red box). The main content area features a search bar and a table of orders. The table has columns for LIMS ACCESSION ID, PORTAL ID, and SURRG SPEC ID. Each row includes a set of icons: a checkbox, a speech bubble, a refresh symbol, a PDF icon, a checkmark, and a right-pointing arrow. The PDF icon for the row with LIMS ACCESSION ID N21004385 is highlighted with a red arrow.

					LIMS ACCESSION ID ↓ ↕	PORTAL ID ↕	SURRG SPEC ID ↕
<input type="checkbox"/>					N21004399	OIDTN2210005910	ATL8675309005
<input type="checkbox"/>					N21004398	OIDTN2210005909	ATL8675309004
<input type="checkbox"/>					N21004397	OIDTN2210005908	ATL8675309003
<input type="checkbox"/>					N21004396	OIDTN2210005907	ANC8675309002
<input type="checkbox"/>					N21004395	OIDTN2210005906	ALB8675309001
<input type="checkbox"/>					N21004394	OIDTN2210005905	
<input type="checkbox"/>					N21004393	OIDTN2210005904	ANC74185296302
<input type="checkbox"/>					N21004392	OIDTN2210005903	ANC1234561
<input type="checkbox"/>					N21004385	OIDTN2210005898	ALB496041316
<input type="checkbox"/>					N21004384	OIDTN2210005897	BAL613130
<input type="checkbox"/>					N21004380	OIDTN2210005896	ALB460165103
<input type="checkbox"/>					N21004379	OIDTN2210005895	ALB1

- Click on the  icon to download the report.

Discrete Result Values Data Grid Drop Down

The screenshot displays the TN Department of Health LIMS interface. On the left is a navigation sidebar with options: Dashboard, Incomplete Orders, In Transit Orders, All Orders (highlighted), Published Reports, and Help. Below these are buttons for ORDER TESTS, BATCH ORDER, and VIEW REPORTS. The main area shows a list of orders with columns for checkboxes, icons, and LIMS accession IDs. A dropdown menu is open over one of the orders, listing the same navigation options as the sidebar, with 'All Orders' highlighted. A red arrow points from the right side of the dropdown menu to the right side of the main interface, which shows a detailed view of a specific order (N21004379) with a table of test results.

TESTNAME	ANALYTENAME	TEST RESULT
GC Antimicrobial Susc.	01- Beta lacamase	Negative
GC Antimicrobial Susc.	Penicillin_MIC_GC	< 0.008
GC Antimicrobial Susc.	Tetracycline_MIC	< 0.06
GC Antimicrobial Susc.	Gentamixin_MIC	< 1
GC Antimicrobial Susc.	Cefixime_MIC	< 0.002
GC Antimicrobial Susc.	Ceftriazone_MIC_GC	< 0.001
GC Antimicrobial Susc.	Ciprofloxacin_MIC	< 0.001
GC Antimicrobial Susc.	Azithromycin_MIC	< 0.008
Conclusion	Conclusion	Neisseria gonorrhoeae

- Click on the > icon to open the Discrete Result Values Data Grid Drop Down

Downloading Reports

The screenshot shows the 'Published Reports' interface. A table lists 25 selected reports with columns for Portal ID, Surro Spec ID, Project, Patient DOB, Date Collected, Date Submitted, Facility Name, Specimen Type, and Status. A red arrow points from a PDF icon in the table to a 'Download Report' dialog box. The dialog box displays the report name 'OIDTN220000018-Final.pdf', the date and time 'Nov 12 2020 12:13 PM', and a 'NEW' badge. A 'CLOSE' button is visible in the bottom right corner of the dialog box.

Portal ID	Surro Spec ID	Project	Patient DOB	Date Collected	Date Submitted	Facility Name	Specimen Type	Status
OIDTN2210005910	ATL8675309005	SURRG & GISP	01/05/1980	11/10/2021	11/17/2021 09:55 am	Molecular Pathology Lab Network - MPLN	Rectal swab	Released
OIDTN2210005909	ATL8675309004	SURRG & GISP	01/04/1980	11/10/2021	11/17/2021 09:55 am	Molecular Pathology Lab Network - MPLN	Pharyngeal (P)	Released
OIDTN2210005908	ATL8675309003	SURRG & GISP	01/03/1980	11/10/2021	11/17/2021 09:55 am	Molecular Pathology Lab Network - MPLN	Endocervical (E)	Released
OIDTN2210005907	ANC8475309002	SURRG & GISP	01/02/1980	11/10/2021	11/17/2021 09:55 am	Molecular Pathology Lab Network - MPLN	Conjunctival (C)	Released
OIDTN2210005906	ALB8475309001	SURRG & GISP	01/01/1980	11/10/2021	11/17/2021 09:55 am	Molecular Pathology Lab Network - MPLN	Whole Blood	Released
OIDTN2210005905		GISP Only	11/11/2021	11/17/2021	11/17/2021 09:35 am	Molecular Pathology Lab Network - MPLN	Urethral (U)	Released
OIDTN2210005904	ANC74185296302	eGISP & GISP	11/11/2021	11/17/2021	11/17/2021 09:34 am	Molecular Pathology Lab Network - MPLN	Pharyngeal (P)	Released
OIDTN2210005903	ANC1234561	SURRG & GISP						
OIDTN2210005898	ALB490041316	SURRG & GISP						
OIDTN2210005897	BAL613130	SURRG & GISP						
OIDTN2210005896	ALB460165103	SURRG & GISP						
OIDTN2210005783								
OIDTN2210005786	BO5867530900							
OIDTN2210005783	BHM867530900	SURRG & GISP						
OIDTN2210005782	BAL8675309006	SURRG & GISP						
OIDTN2210005781	ATL8675309005	SURRG & GISP						
OIDTN2210005779	ATL8675309003	SURRG & GISP						
OIDTN2210005778	ANC8475309002	SURRG & GISP						
OIDTN2210005777	ALB8475309001	SURRG & GISP						
OIDTN2210004673		GISP Only						

- After clicking the icon, a dialog box will open
- Unopened reports will have a **NEW** badge and no checkmark inside the green circle.
 - The type of the report (Final, etc.) will be displayed as a part of the PDF name.
- Once report has been viewed, the order disappears from the View Reports grid and moves to the **Published Reports** grid

Downloading Reports

- Latest report always appears on top
- Click the 🕒 icon to open the report history
 - Provides an audit trail of all actions taken on the report

The screenshot displays the 'All Orders' interface with a table of 4 selected orders. The table columns are LIMS ACCESSION ID, PORTAL ID, SURRG SPEC ID, GISP SPEC ID, and PROJECT. The first modal window, titled 'Download Report', shows a list of reports under 'Latest' and 'Previous' sections. The second modal window, also titled 'Download Report', shows a detailed view of a report with a history table.

LIMS ACCESSION ID	PORTAL ID	SURRG SPEC ID	GISP SPEC ID	PROJECT
N21004399	OIDTN2210005912	ATL8675309005	ATL-202110-05	SURRG & GISP
N21004398	OIDTN2210005909	ATL8675309004	ATL-202110-04	SURRG & GISP
N21004397	OIDTN2210005908	ATL8675309003	ATL-202110-03	SURRG & GISP
N21004396	OIDTN2210005907	ANC8675309002	ANC-202110-02	SURRG & GISP
N21004395	OIDTN2210005906	ALB8675309001	ALB-202110-01	SURRG & GISP
N21004394				
N21004393				
N21004392				
N21004385				
N21004384				
N21004380				
N21004379				
N21004176				

Download Report Modal 1 (Latest)

- Latest: OI DTN2200000008-Final.pdf (Nov 12 2020 12:13 PM) **NEW**
- Previous: OI DTN2200000008-Final.pdf (Feb 25 2020 04:26 PM) 🕒

Download Report Modal 2 (History)


User Name	Action	Date
Lims Connect	Viewed	10/26/2020 11:28 AM

Downloading Multiple Reports

- Click the **checkbox** beside the reports you wish to download
- A blue bar will appear above the grid

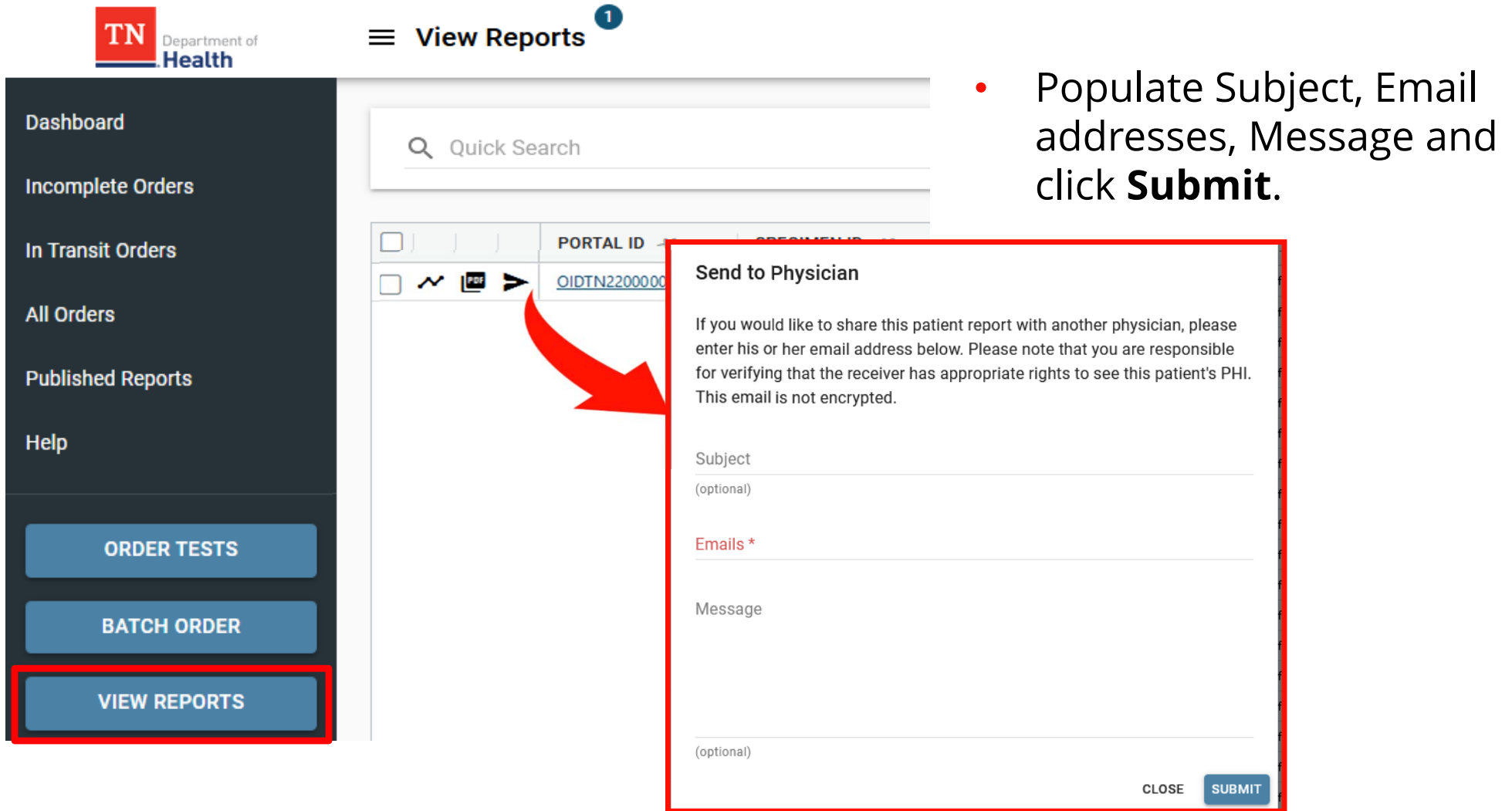
The screenshot shows the 'All Orders' page in the TN Department of Health system. The interface includes a sidebar with navigation options like 'Dashboard', 'Incomplete Orders', 'In Transit Orders', 'All Orders', 'Published Reports', and 'Help'. The main area displays a table of orders with columns for LIMS ACCESSION ID, PORTAL ID, SURROG SPEC ID, GISP SPEC ID, PROJECT, SITE, PATIENT DOB, and DATE COLLECTED. A blue bar at the top of the table indicates '4 SELECTED' reports. A red box highlights the checkboxes for the first four rows, and a red arrow points to the blue bar.

	LIMS ACCESSION ID	PORTAL ID	SURROG SPEC ID	GISP SPEC ID	PROJECT	SITE	PATIENT DOB	DATE COLLECTED
<input checked="" type="checkbox"/>	N21004399	QIDTN2210005910	ATL8675309005	ATL-202110-05	SURRG & GISP	ATL	01/05/1980	11/10/2021
<input checked="" type="checkbox"/>	N21004398	QIDTN2210005909	ATL8675309004	ATL-202110-04	SURRG & GISP	ATL	01/04/1980	11/10/2021
<input checked="" type="checkbox"/>	N21004397	QIDTN2210005908	ATL8675309003	ATL-202110-03	SURRG & GISP	ATL	01/03/1980	11/10/2021
<input checked="" type="checkbox"/>	N21004396	QIDTN2210005907	ANC8675309002	ANC-202110-02	SURRG & GISP	ANC	01/02/1980	11/10/2021
<input type="checkbox"/>	N21004395	QIDTN2210005906	ALB8675309001	ALB-202110-01	SURRG & GISP	ALB	01/01/1980	11/10/2021
<input type="checkbox"/>	N21004394	QIDTN2210005905		ANC-202111-03	GISP Only	ANC	11/11/2021	11/17/2021
<input type="checkbox"/>	N21004393	QIDTN2210005904	ANC74185296302	ANC-202111-02	eGISP & GISP	ANC	11/11/2021	11/17/2021
<input type="checkbox"/>	N21004392	QIDTN2210005903	ANC1234561	ANC-202111-01	SURRG & GISP	ANC	11/11/2021	11/17/2021
<input type="checkbox"/>	N21004385	QIDTN2210005898	ALB496041316		SURRG & GISP	ALB	11/12/2021	11/12/2021
<input type="checkbox"/>	N21004384	QIDTN2210005897	BAL613130		SURRG & GISP	BAL	11/12/2021	11/12/2021
<input type="checkbox"/>	N21004380	QIDTN2210005896	ALB460165103		SURRG & GISP	ALB	11/12/2021	11/12/2021
<input type="checkbox"/>	N21004379	QIDTN2210005895	ALB1		SURRG & GISP	ALB	11/12/2021	11/12/2021
<input type="checkbox"/>	N21004378	QIDTN2210005894	ALB12		SURRG & GISP	ALB	11/12/2021	11/12/2021
<input type="checkbox"/>	N21004377	QIDTN2210005891	WDC8675309115	WDC-202110-11	SURRG & GISP	WDC	04/24/1980	11/10/2021
<input type="checkbox"/>	N21004176	QIDTN2210005890	TRP96174109114	TRP-202110-11	SURRG & GISP	TRP	04/21/1980	11/10/2021

- Click the download  icon to download multiple reports
- The selected reports will download in a single PDF file

Sending Reports

- Click on the ► icon to send a report to the provider



TN Department of Health

☰ View Reports ¹

Quick Search

Dashboard
Incomplete Orders
In Transit Orders
All Orders
Published Reports
Help

ORDER TESTS
BATCH ORDER
VIEW REPORTS

<input type="checkbox"/>	<input type="checkbox"/>	<input type="checkbox"/>	<input type="checkbox"/>	PORTAL ID	SPECIMEN ID
<input type="checkbox"/>	<input type="checkbox"/>	<input type="checkbox"/>	<input checked="" type="checkbox"/>	OIDTN2200000	

Send to Physician

If you would like to share this patient report with another physician, please enter his or her email address below. Please note that you are responsible for verifying that the receiver has appropriate rights to see this patient's PHI. This email is not encrypted.

Subject
(optional)

Emails *

Message

(optional)

CLOSE SUBMIT

- Populate Subject, Email addresses, Message and click **Submit**.

Note: Recipient will get temporary access to the portal to download the shared report

Sending Multiple Reports

- Navigate to the **Published Reports** page
- Select the checkboxes for the patients you wish to send
- Click the **>** icon in the blue bar to send multiple reports to the provider

TN Department of Health

Published Reports ²⁵

25 SELECTED

	PORTAL ID	SURRO SPEC ID	PROJECT	PATIENT DOB	DATE COLLECTED	DATE SUBMITTED
<input checked="" type="checkbox"/>	QJDTN2210005910	ATL867				
<input checked="" type="checkbox"/>	QJDTN2210005909	ATL867				
<input checked="" type="checkbox"/>	QJDTN2210005908	ATL867				
<input checked="" type="checkbox"/>	QJDTN2210005907	ANC86				
<input checked="" type="checkbox"/>	QJDTN2210005906	ALB86				
<input checked="" type="checkbox"/>	QJDTN2210005905	ALB86				
<input checked="" type="checkbox"/>	QJDTN2210005904	ANC74				
<input checked="" type="checkbox"/>	QJDTN2210005903	ANC12				
<input checked="" type="checkbox"/>	QJDTN2210005898	ALB496				
<input checked="" type="checkbox"/>	QJDTN2210005897	BAL613				
<input checked="" type="checkbox"/>	QJDTN2210005896	ALB460				
<input checked="" type="checkbox"/>	QJDTN2210005895	ALB1				
<input checked="" type="checkbox"/>	QJDTN2210005894	ALB1				
<input checked="" type="checkbox"/>	QJDTN2210005893	ALB1				
<input checked="" type="checkbox"/>	QJDTN2210005892	ALB1				
<input checked="" type="checkbox"/>	QJDTN2210005891	ALB1				
<input checked="" type="checkbox"/>	QJDTN2210005890	ALB1				
<input checked="" type="checkbox"/>	QJDTN2210005889	ALB1				
<input checked="" type="checkbox"/>	QJDTN2210005888	ALB1				
<input checked="" type="checkbox"/>	QJDTN2210005887	ALB1				
<input checked="" type="checkbox"/>	QJDTN2210005886	ALB1				
<input checked="" type="checkbox"/>	QJDTN2210005885	ALB1				
<input checked="" type="checkbox"/>	QJDTN2210005884	ALB1				
<input checked="" type="checkbox"/>	QJDTN2210005883	ALB1				
<input checked="" type="checkbox"/>	QJDTN2210005882	ALB1				
<input checked="" type="checkbox"/>	QJDTN2210005881	ALB1				
<input checked="" type="checkbox"/>	QJDTN2210005880	ALB1				
<input checked="" type="checkbox"/>	QJDTN2210005879	ALB1				
<input checked="" type="checkbox"/>	QJDTN2210005878	ALB1				
<input checked="" type="checkbox"/>	QJDTN2210005877	ALB1				
<input checked="" type="checkbox"/>	QJDTN2210005876	ALB1				

Send to Physician

If you would like to share this patient report with another physician, please enter his or her email address below. Please note that you are responsible for verifying that the receiver has appropriate rights to see this patient's PHI. This email is not encrypted.

Subject
(optional)

Emails *

Message

(optional)

CLOSE SUBMIT