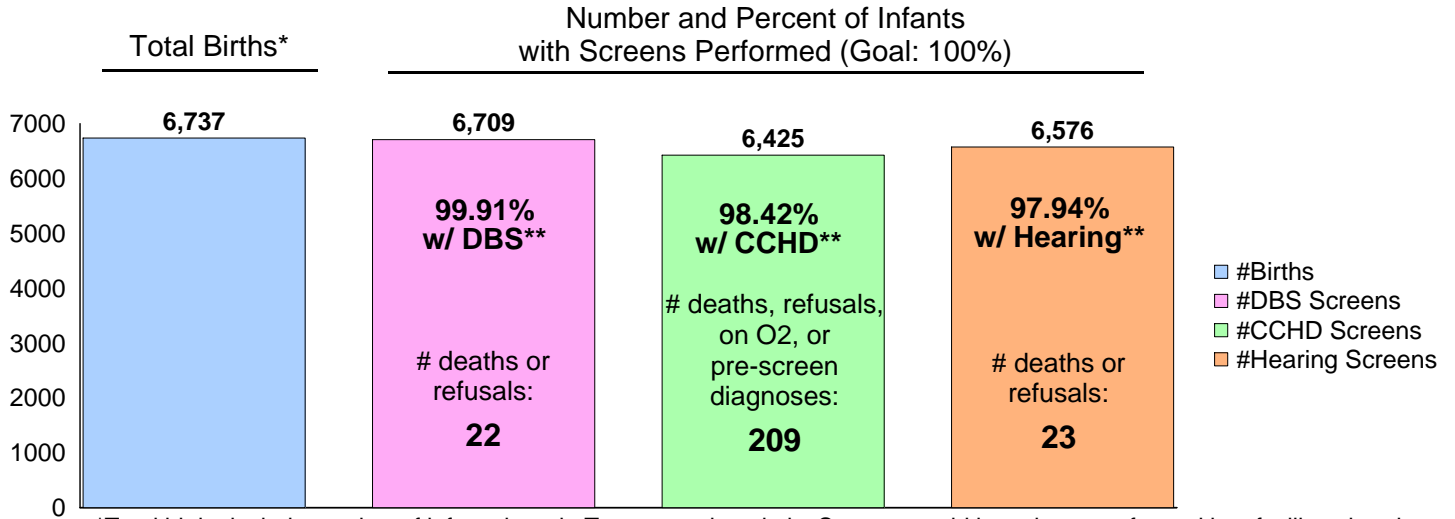


Tennessee Newborn Screening Program Report for STATE OF TENNESSEE (Hospitals Only)

Tennessee State Law (TCA 68-5-401) **requires** that all infants born in the State of Tennessee receive screening for certain conditions using a dried blood spot (DBS) screen, for critical congenital heart disease (CCHD) using pulse oximetry and for congenital hearing loss via hearing screening. Contact us with any questions: 615-532-8462.

Screens Performed for Date of BIRTH Range: 4/1/2018 - 4/30/2018



*Total births include number of infants born in Tennessee hospitals. Screens could have been performed in a facility other than the birth hospital.

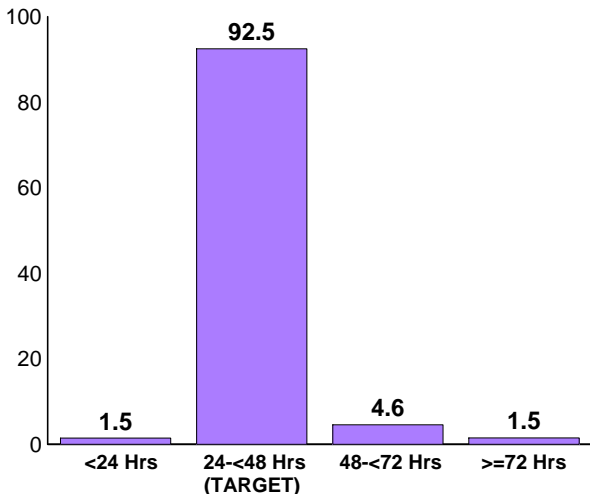
**Excludes births without a screen due to death within two days of birth, refusal, on O2, echoed, or pre-screen diagnosis.

Unsatisfactory Specimen Rate for Date of COLLECTION Range: 4/1/2018 - 4/30/2018

The unsatisfactory specimen rate of the DBS submitted for the State (hospitals only): 2.64% (Goal <1%)

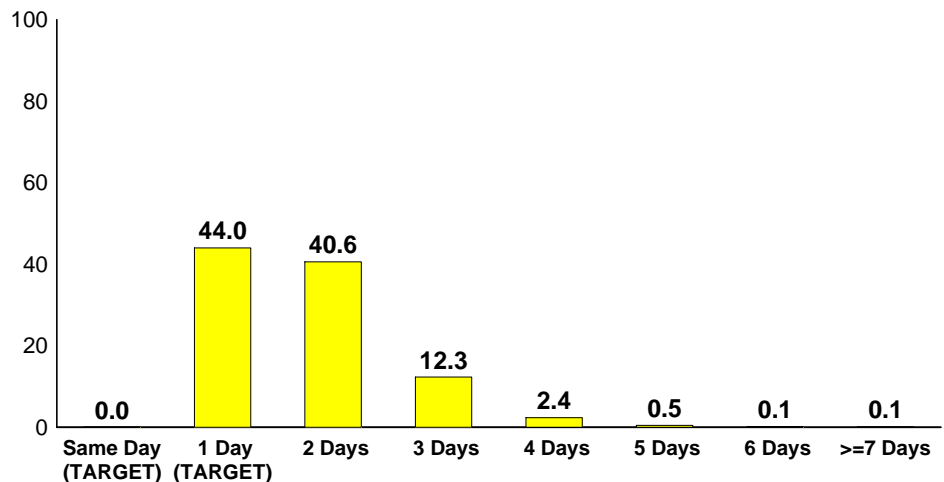
Age at Collection and Transit Time Rates for Date of COLLECTION Range: 4/1/2018 - 4/30/2018

Age at Initial DBS Collection (%)
Target: Collected between 24-48 hrs of age*



Transit Time from DBS Collection to the State Lab (%)
(Initial and Repeats)

Target: Arrive in lab <2 days from collection*



Age at collection and transit time data are for specimens collected by hospitals. For transit time: Same Day means specimen arrived the same day as collection, 1 Day means specimen arrived one day after collection, 2 Days means specimen arrived 2 days after collection etc.

Tennessee Department of Health Newborn Screening Program

Performance Data by Facility
4/1/2018 - 4/30/2018

Name of Birthing or Submitting Facility	Number of Births*	Critical Congenital Heart Disease (CCHD) Screen (Target 100%)*	CCHD Screen Excluding Deaths, Refusals, Echoed, On O2 and Pre-screen Diagnosis	Hearing Screen (Target 100%)*	Hearing Screen Excluding Deaths and Refusals	Dried Blood Spot (DBS) Screen (Target 100%)*	DBS Screen Excluding Deaths and Refusals	Number of DBS Specimens**	Unsatisfactory DBS Specimen (Target <1%)**	DBS Collected 24-48hrs of Age (Target 100%)+	DBS Transit Time <2 Days from Collection (Target 100%)++
All Tennessee Hospitals	6,737	95.4%	98.4%	97.6%	97.9%	99.6%	99.9%	6,997	2.64%	92.5%	44.0%
Athens Regional Medical Center	28	92.9%	96.3%	96.4%	96.4%	100.0%	100.0%	32	9.38%	82.1%	66.7%
Baby & Co Knoxville	5	100.0%	100.0%	100.0%	100.0%	100.0%	100.0%	6	0.00%	100.0%	50.0%
Baby & Co Nashville	24	100.0%	100.0%	95.8%	95.8%	100.0%	100.0%	21	9.52%	100.0%	85.7%
Baptist Mem Hosp-Union City	20	90.0%	90.0%	100.0%	100.0%	100.0%	100.0%	24	25.00%	89.5%	58.3%
Baptist Memorial Hosp Memphis	466	94.6%	97.6%	96.4%	96.6%	99.8%	100.0%	484	1.45%	97.4%	32.1%
Baptist Memorial Hospital-Tipton	35	91.4%	100.0%	100.0%	100.0%	100.0%	100.0%	27	3.70%	100.0%	81.5%
Blanchfield Army Community Hospital	157	95.5%	98.7%	99.4%	99.4%	100.0%	100.0%	146	6.16%	86.3%	17.5%
Blount Memorial Hospital	65	98.5%	100.0%	98.5%	98.5%	100.0%	100.0%	63	0.00%	98.4%	21.9%
Centennial Medical Center	255	92.5%	97.9%	97.3%	98.0%	99.2%	100.0%	288	4.86%	69.9%	70.5%
Cookeville Regional Medical	123	97.6%	99.2%	100.0%	100.0%	100.0%	100.0%	125	2.40%	99.2%	54.4%
Cumberland Medical Center	54	92.6%	98.0%	96.3%	98.1%	98.1%	100.0%	53	0.00%	96.2%	33.3%
East Tennessee Children's Hospital	--	--	--	--	--	--	--	92	3.26%	29.4%	43.2%
Erlanger East Women's Services	200	99.0%	100.0%	100.0%	100.0%	100.0%	100.0%	210	4.29%	96.5%	57.1%
Erlanger Medical Center	212	92.9%	98.5%	98.1%	98.6%	100.0%	100.0%	270	5.19%	82.3%	22.3%
Franklin Woods Community Hospital	100	99.0%	99.0%	100.0%	100.0%	100.0%	100.0%	100	1.00%	97.9%	24.5%
Ft Sanders Regional Med Ctr	219	94.1%	95.8%	97.3%	97.3%	100.0%	100.0%	192	0.52%	100.0%	7.8%
Hardin Co General Hospital	19	100.0%	100.0%	100.0%	100.0%	100.0%	100.0%	16	0.00%	81.3%	75.0%
Hendersonville Medical Center	83	92.8%	96.3%	100.0%	100.0%	100.0%	100.0%	82	1.22%	93.9%	75.6%
Henry County Medical Center	26	96.2%	96.2%	96.2%	96.2%	100.0%	100.0%	25	0.00%	96.0%	72.0%
Hillside Hospital	10	80.0%	80.0%	100.0%	100.0%	100.0%	100.0%	10	0.00%	88.9%	40.0%
Horizon Medical Center	44	95.5%	100.0%	97.7%	97.7%	100.0%	100.0%	40	15.00%	87.8%	76.2%
Indian Path Medical Center	58	96.6%	100.0%	96.6%	96.6%	100.0%	100.0%	51	11.76%	96.1%	13.7%
Jackson-Madison Co Gen Hosp	225	94.2%	98.6%	99.1%	99.1%	100.0%	100.0%	235	0.85%	95.5%	23.1%
Jellico Community Hospital	12	100.0%	100.0%	91.7%	91.7%	100.0%	100.0%	10	40.00%	100.0%	20.0%
Johnson City Medical Center	89	86.5%	97.5%	97.8%	97.8%	100.0%	100.0%	62	0.00%	96.7%	11.3%
Johnson City Medical Center-NICU	--	--	--	--	--	--	--	42	0.00%	10.5%	6.8%
Laughlin Memorial Hospital	6	100.0%	100.0%	100.0%	100.0%	100.0%	100.0%	5	0.00%	100.0%	40.0%

*Reported by birthing facility based on date of BIRTH. Screens could have been performed in a facility other than the birth hospital.

**Reported by submitting facility based on date of COLLECTION of the specimen submitted. Excluded specimens collected < 24 hours of age.

+Reported by submitting facility based on date of COLLECTION of the 1st specimen submitted for an infant. Excluded records missing information on age at collection.

++Reported by submitting facility based on date of COLLECTION. Included initial specimen and repeats. Excluded records missing information on transit time.

-- No births reported. Vanderbilt NICU births were listed under Vanderbilt University Medical Center, Johnson City Medical Center NICU births were listed under Johnson City Medical Center. East Tennessee Children's Hospital and LeBonheur Children's Hospital are not birthing hospitals, therefore, no births were reported.

^ No specimens collected.

Tennessee Department of Health Newborn Screening Program

Performance Data by Facility
4/1/2018 - 4/30/2018

Name of Birthing or Submitting Facility	Number of Births*	Critical Congenital Heart Disease (CCHD) Screen (Target 100%)*	CCHD Screen Excluding Deaths, Refusals, Echoed, On O2 and Pre-screen Diagnosis	Hearing Screen (Target 100%)*	Hearing Screen Excluding Deaths and Refusals	Dried Blood Spot (DBS) Screen (Target 100%)*	DBS Screen Excluding Deaths and Refusals	Number of DBS Specimens**	Unsatisfactory DBS Specimen (Target <1%)**	DBS Collected 24-48hrs of Age (Target 100%)+	DBS Transit Time <2 Days from Collection (Target 100%)++
LeBonheur Children's Hospital	1	--	--	100.0%	100.0%	100.0%	100.0%	39	0.00%	61.5%	39.5%
LeConte Medical Center	69	100.0%	100.0%	100.0%	100.0%	100.0%	100.0%	68	4.41%	92.4%	60.9%
Lincoln Medical Center	25	100.0%	100.0%	92.0%	92.0%	100.0%	100.0%	23	0.00%	100.0%	56.5%
Livingston Regional Hospital	22	95.5%	95.5%	100.0%	100.0%	100.0%	100.0%	19	15.79%	90.5%	52.4%
Maury Regional Hospital	106	99.1%	99.1%	100.0%	100.0%	100.0%	100.0%	110	4.55%	93.5%	60.9%
McKenzie Regional Hospital	38	94.7%	100.0%	97.4%	97.4%	100.0%	100.0%	35	0.00%	97.1%	80.6%
Methodist Healthcare-Germantown	339	94.4%	99.1%	96.8%	97.9%	98.8%	99.7%	332	0.30%	92.1%	25.0%
Methodist Hospital-South	57	100.0%	100.0%	98.2%	98.2%	100.0%	100.0%	64	0.00%	95.1%	26.6%
Methodist Med Ctr Oak Ridge	33	100.0%	100.0%	100.0%	100.0%	100.0%	100.0%	32	0.00%	93.8%	60.6%
Metro Nashville General Hosp	23	95.7%	95.7%	91.3%	91.3%	100.0%	100.0%	19	0.00%	85.0%	85.0%
Morristown-Hamblen Healthcare	62	100.0%	100.0%	100.0%	100.0%	100.0%	100.0%	59	0.00%	98.2%	80.0%
Newport Medical Center	22	100.0%	100.0%	100.0%	100.0%	100.0%	100.0%	19	0.00%	100.0%	42.1%
Northcrest Medical Center	50	100.0%	100.0%	100.0%	100.0%	100.0%	100.0%	50	2.00%	91.7%	45.1%
Other Non-Birthing Hospitals	1	100.0%	100.0%	100.0%	100.0%	100.0%	100.0%	^	^	^	^
Park Ridge East Hospital	159	94.3%	96.2%	96.9%	96.9%	99.4%	99.4%	160	1.88%	90.9%	25.0%
Parkwest Medical Center	147	98.0%	98.6%	99.3%	99.3%	100.0%	100.0%	136	0.74%	92.8%	81.4%
Regional Med Ctr At Memphis	246	93.5%	96.6%	95.1%	96.3%	98.4%	100.0%	252	1.98%	90.0%	20.5%
Riverview Regional Medical Center	2	100.0%	100.0%	100.0%	100.0%	100.0%	100.0%	2	50.00%	100.0%	0.0%
Roane Medical Center	1	100.0%	100.0%	100.0%	100.0%	100.0%	100.0%	^	^	^	^
Saint Thomas River Park Hospital	40	100.0%	100.0%	65.0%	65.0%	100.0%	100.0%	41	0.00%	100.0%	75.6%
Saint Thomas Rutherford Hospital	254	98.0%	100.0%	99.6%	100.0%	99.6%	99.6%	254	1.18%	94.8%	74.2%
Southern Tn Medical Center	50	94.0%	97.9%	100.0%	100.0%	100.0%	100.0%	47	2.13%	97.9%	41.7%
Southern Tn Regional Health - Lawrenceburg	33	97.0%	97.0%	100.0%	100.0%	100.0%	100.0%	33	33.33%	93.5%	18.2%
St Francis Hospital	88	100.0%	100.0%	97.7%	98.9%	97.7%	100.0%	84	7.14%	97.6%	35.6%
St Francis Hospital - Bartlett	16	93.8%	100.0%	93.8%	93.8%	100.0%	100.0%	17	0.00%	86.7%	58.8%
St. Thomas Midtown	569	95.6%	98.7%	95.6%	96.3%	98.9%	99.6%	571	2.98%	97.7%	74.1%
Stonecrest Medical Center	78	96.2%	100.0%	97.4%	97.4%	100.0%	100.0%	79	1.27%	94.8%	23.8%
Summit Medical Center	91	97.8%	98.9%	98.9%	98.9%	100.0%	100.0%	86	1.16%	95.3%	75.9%

*Reported by birthing facility based on date of BIRTH. Screens could have been performed in a facility other than the birth hospital.

**Reported by submitting facility based on date of COLLECTION of the specimen submitted. Excluded specimens collected < 24 hours of age.

+Reported by submitting facility based on date of COLLECTION of the 1st specimen submitted for an infant. Excluded records missing information on age at collection.

++Reported by submitting facility based on date of COLLECTION. Included initial specimen and repeats. Excluded records missing information on transit time.

-- No births reported. Vanderbilt NICU births were listed under Vanderbilt University Medical Center, Johnson City Medical Center NICU births were listed under Johnson City Medical Center. East Tennessee Children's Hospital and LeBonheur Children's Hospital are not birthing hospitals, therefore, no births were reported.

^ No specimens collected.

Tennessee Department of Health Newborn Screening Program

Performance Data by Facility
4/1/2018 - 4/30/2018

Name of Birthing or Submitting Facility	Number of Births*	Critical Congenital Heart Disease (CCHD) Screen (Target 100%)*	CCHD Screen Excluding Deaths, Refusals, Echoed, On O2 and Pre-screen Diagnosis	Hearing Screen (Target 100%)*	Hearing Screen Excluding Deaths and Refusals	Dried Blood Spot (DBS) Screen (Target 100%)*	DBS Screen Excluding Deaths and Refusals	Number of DBS Specimens**	Unsatisfactory DBS Specimen (Target <1%)**	DBS Collected 24-48hrs of Age (Target 100%)+	DBS Transit Time <2 Days from Collection (Target 100%)++
Sumner Regional Medical Center	47	97.9%	97.9%	100.0%	100.0%	100.0%	100.0%	47	0.00%	100.0%	17.0%
Sweetwater Hospital Assoc	11	100.0%	100.0%	100.0%	100.0%	100.0%	100.0%	11	0.00%	100.0%	72.7%
Takoma Regional Hospital	34	97.1%	97.1%	100.0%	100.0%	97.1%	97.1%	35	0.00%	100.0%	37.1%
Tennova Healthcare Harton-Tulahoma	47	95.7%	100.0%	95.7%	97.8%	97.9%	100.0%	44	2.27%	95.5%	51.1%
Tennova Healthcare-Clarksville	175	91.4%	97.0%	97.1%	98.3%	99.4%	100.0%	172	2.91%	98.3%	29.9%
Tennova Healthcare-Cleveland	82	100.0%	100.0%	100.0%	100.0%	100.0%	100.0%	80	1.25%	92.4%	73.8%
Tennova Healthcare-Lebanon	42	97.6%	100.0%	100.0%	100.0%	100.0%	100.0%	41	0.00%	97.6%	85.7%
Tennova Physicians Regional Medical Center	139	97.1%	97.8%	98.6%	98.6%	100.0%	100.0%	132	1.52%	100.0%	12.1%
Tennova Turkey Creek Medical Center	34	94.1%	100.0%	97.1%	97.1%	100.0%	100.0%	31	0.00%	96.8%	16.1%
Tennova-Volunteer Martin	25	92.0%	95.8%	96.0%	96.0%	100.0%	100.0%	24	0.00%	92.3%	61.5%
The Farm Midwifery Center	2	100.0%	100.0%	100.0%	100.0%	100.0%	100.0%	6	33.33%	0.0%	16.7%
Ut Medical Center	236	92.4%	97.8%	97.0%	97.4%	99.6%	100.0%	264	1.89%	85.7%	0.0%
Vanderbilt University Hospital-NICU	--	--	--	--	--	--	--	103	0.97%	89.4%	68.8%
Vanderbilt University Medical Center	356	92.1%	98.5%	97.8%	98.0%	99.4%	100.0%	314	1.27%	100.0%	65.9%
Wellmont Bristol Regional Med	75	98.7%	100.0%	98.7%	98.7%	100.0%	100.0%	68	1.47%	77.3%	56.0%
Wellmont Holston Valley Hosp	90	93.3%	97.7%	96.7%	96.7%	100.0%	100.0%	94	2.13%	100.0%	31.9%
West Tennessee Healthcare Dyersburg Hospital	35	97.1%	100.0%	100.0%	100.0%	100.0%	100.0%	35	11.43%	87.9%	80.6%
West Tn Healthcare North Hospital	15	100.0%	100.0%	100.0%	100.0%	100.0%	100.0%	16	12.50%	93.3%	81.3%
Williamson Medical Center	135	98.5%	99.3%	99.3%	99.3%	100.0%	100.0%	138	0.00%	98.5%	39.3%

*Reported by birthing facility based on date of BIRTH. Screens could have been performed in a facility other than the birth hospital.

**Reported by submitting facility based on date of COLLECTION of the specimen submitted. Excluded specimens collected < 24 hours of age.

+Reported by submitting facility based on date of COLLECTION of the 1st specimen submitted for an infant. Excluded records missing information on age at collection.

++Reported by submitting facility based on date of COLLECTION. Included initial specimen and repeats. Excluded records missing information on transit time.

-- No births reported. Vanderbilt NICU births were listed under Vanderbilt University Medical Center, Johnson City Medical Center NICU births were listed under Johnson City Medical Center. East Tennessee Children's Hospital and LeBonheur Children's Hospital are not birthing hospitals, therefore, no births were reported.

^ No specimens collected.