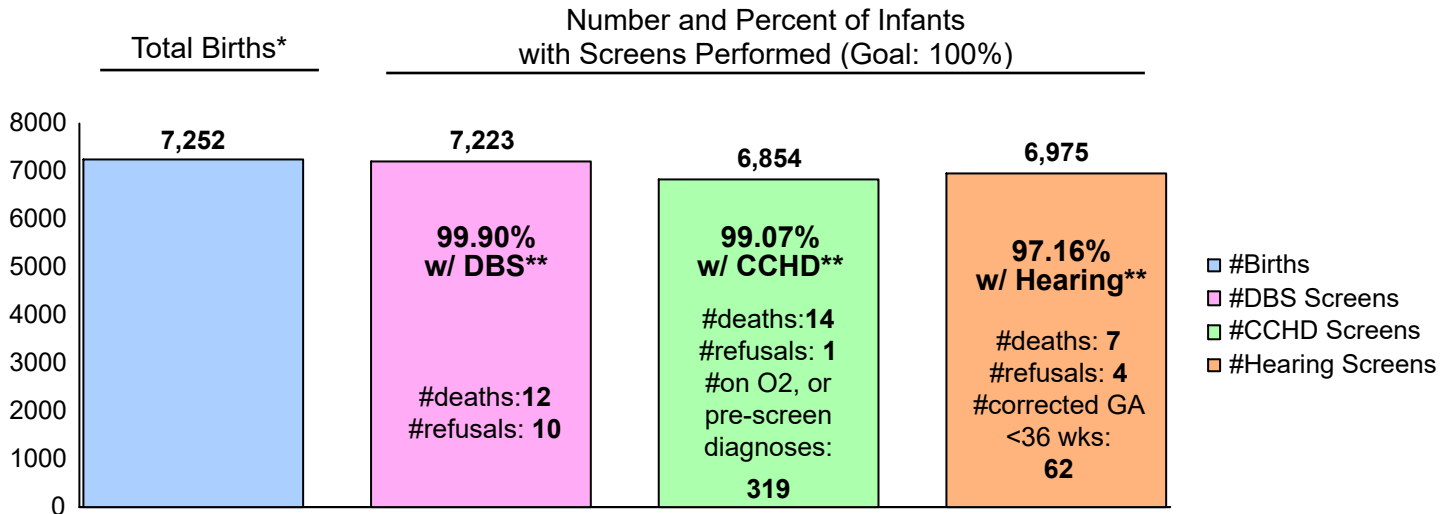


# Tennessee Newborn Screening Program Report for STATE OF TENNESSEE (Hospitals Only)

Tennessee State Law (TCA 68-5-401) **requires** that all infants born in the State of Tennessee receive screening for certain conditions using a dried blood spot (DBS) screen, for critical congenital heart disease (CCHD) using pulse oximetry and for congenital hearing loss via hearing screening. Contact us with any questions: 615-532-8462.

## Screens Performed for Date of BIRTH Range: 12/1/2023 - 12/31/2023



\*Total births include number of infants born in Tennessee hospitals. Screens could have been performed in a facility other than the birth hospital.

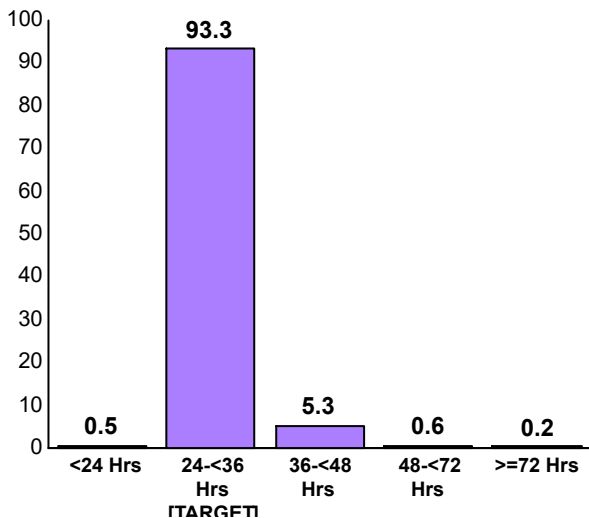
\*\*Excludes births without a screen due to death within two days of birth, refusal, on O2, echoed, or pre-screen diagnosis. Babies with

## Unsatisfactory Specimen Rate for Date of COLLECTION Range: 12/1/2023 - 12/31/2023

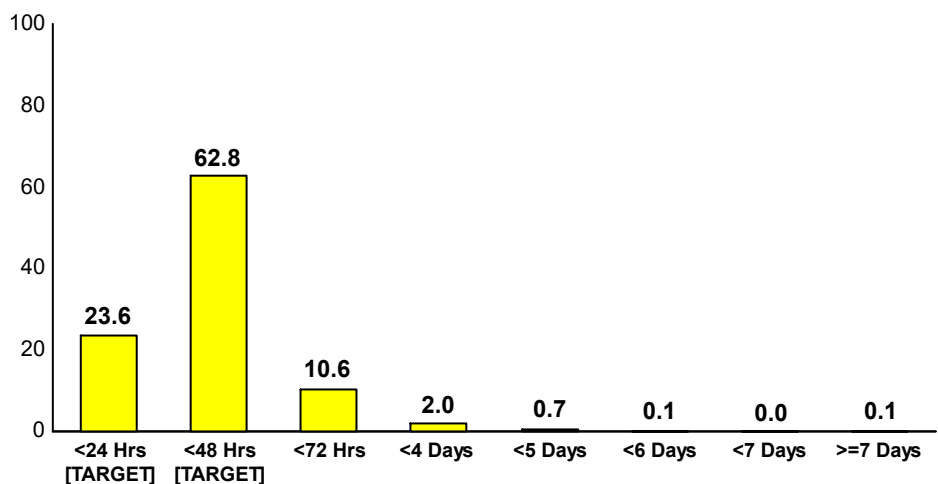
The unsatisfactory specimen rate of the DBS submitted for the State (hospitals only): 1.98% (Goal <1%)

## Age at Collection and Transit Time Rates for Date of COLLECTION Range: 12/1/2023 - 12/31/2023

**Age at Initial DBS Collection (%)**  
Target: Collected between 24-36 hrs of age\*



**Transit Time from DBS Collection to the State Lab (%)**  
(Initial and Repeats)  
Target: Arrive in lab <48 hours from collection



\*DBS collected <24 hours or >=36 hours for infants who were transferred were excluded.

# Tennessee Department of Health Newborn Screening Program

Performance Data by Facility  
12/1/2023 - 12/31/2023

Name of Birthing or Submitting Facility	Number of Births*	Critical Congenital Heart Disease (CCHD) Screen (Target 100%)*	CCHD Screen Excluding Deaths, Refusals, Echoed, On O2 and Pre-screen Diagnosis	Hearing Screen (Target 100%)*	Hearing Screen Excluding Deaths, Refusals and Corrected Gestational Age <36 wks	Dried Blood Spot (DBS) Screen (Target 100%)*	DBS Screen Excluding Deaths and Refusals	Number of DBS Specimens**	Unsatisfactory DBS Specimen (Target <1%)**	DBS Collected 24-36 hrs of Age (Target 100%)+	DBS Transit Time <48 Hrs from Collection (Target 100%)++
<b>All Tennessee Facilities</b>	<b>7,252</b>	<b>94.5%</b>	<b>99.1%</b>	<b>96.2%</b>	<b>97.2%</b>	<b>99.6%</b>	<b>99.9%</b>	<b>7,064</b>	<b>1.98%</b>	<b>93.3%</b>	<b>86.5%</b>
Athens Reg. Med Ctr	23	95.7%	100.0%	95.7%	100.0%	100.0%	100.0%	20	20.00%	94.4%	90.9%
Ballad Health Bristol Reg. Med Ctr	128	96.1%	100.0%	100.0%	100.0%	100.0%	100.0%	112	3.57%	98.2%	62.2%
Baptist Mem Hosp-Union City	48	95.8%	97.9%	95.8%	95.8%	95.8%	97.9%	45	2.22%	93.2%	95.6%
Baptist Memorial Hosp Memphis	444	96.6%	100.0%	97.1%	98.2%	100.0%	100.0%	427	2.11%	95.7%	88.3%
Baptist Memorial Hosp-Tipton	29	96.6%	100.0%	100.0%	100.0%	100.0%	100.0%	22	0.00%	100.0%	53.8%
Blanchfield Army Community Hosp	110	99.1%	99.1%	100.0%	100.0%	100.0%	100.0%	103	0.00%	100.0%	59.2%
Blount Memorial Hosp	40	97.5%	100.0%	100.0%	100.0%	100.0%	100.0%	40	0.00%	97.5%	92.7%
Cookeville Reg. Medical	129	99.2%	100.0%	99.2%	100.0%	100.0%	100.0%	123	0.81%	99.2%	68.0%
Cumberland Med Ctr	57	100.0%	100.0%	100.0%	100.0%	98.2%	100.0%	51	1.96%	98.1%	92.5%
East Tn Children's Hosp	--	--	--	--	--	--	--	132	0.76%	--	88.1%
Erlanger East Women's Services	273	97.4%	100.0%	98.9%	98.9%	100.0%	100.0%	276	0.72%	94.9%	97.5%
Erlanger Med Ctr	217	87.6%	99.5%	94.5%	98.6%	98.2%	100.0%	221	2.71%	82.4%	81.1%
Franklin Woods Community Hosp	139	95.7%	100.0%	100.0%	100.0%	100.0%	100.0%	128	1.56%	100.0%	97.7%
Ft Sanders Reg. Med Ctr	290	94.1%	96.5%	94.5%	95.1%	100.0%	100.0%	252	0.40%	99.6%	90.3%
Greeneville Community Hosp East	47	97.9%	100.0%	100.0%	100.0%	100.0%	100.0%	47	6.38%	100.0%	97.9%
Hardin Med Ctr	33	97.0%	100.0%	100.0%	100.0%	100.0%	100.0%	29	0.00%	96.6%	71.0%
Hendersonville Med Ctr	101	94.1%	100.0%	94.1%	94.1%	100.0%	100.0%	101	0.99%	98.0%	97.1%
Indian Path Community Hosp	64	98.4%	100.0%	100.0%	100.0%	100.0%	100.0%	60	1.67%	100.0%	88.3%
Jackson-Madison Co Gen Hosp	277	91.3%	100.0%	96.4%	96.7%	100.0%	100.0%	271	1.48%	98.5%	88.6%
Johnson City Med Ctr	110	82.7%	98.9%	97.3%	99.1%	99.1%	100.0%	73	0.00%	100.0%	94.5%
Johnson City Med Ctr-Nicu	--	--	--	--	--	--	--	49	0.00%	--	76.0%
Lebonheur Children's Hosp	--	--	--	--	--	--	--	15	26.67%	--	86.7%
Leconte Med Ctr	64	98.4%	98.4%	98.4%	98.4%	100.0%	100.0%	55	1.82%	98.2%	98.3%
Lincoln Med Ctr	24	95.8%	95.8%	95.8%	95.8%	95.8%	95.8%	23	0.00%	100.0%	65.2%
Livingston Reg. Hosp	33	100.0%	100.0%	100.0%	100.0%	100.0%	100.0%	35	25.71%	97.1%	94.4%
Maury Reg. Hosp	142	97.9%	100.0%	100.0%	100.0%	100.0%	100.0%	143	0.00%	88.1%	92.3%

\*Reported by birthing facility based on date of BIRTH. Screens could have been performed in a facility other than the birth hospital.

\*\*Reported by submitting facility based on date of COLLECTION of the specimen submitted. Excluded specimens collected < 24 hours of age.

+Reported by submitting facility based on date of COLLECTION of the 1st specimen submitted for an infant. Excluded DBS with missing information on age at collection or collected outside of 24-36 hours window for babies transferred to/from another facility.

++Reported by submitting facility based on date of COLLECTION. Included initial specimen and repeats. Excluded records missing information on transit time.

-- No births reported. Vanderbilt NICU births were listed under Vanderbilt University Medical Center, Johnson City Medical Center NICU births were listed under Johnson City Medical Center. East Tennessee Children's Hospital and LeBonheur Children's Hospital are not birthing hospitals, therefore, no births were reported.

^ No specimens collected.

# Tennessee Department of Health Newborn Screening Program

Performance Data by Facility  
12/1/2023 - 12/31/2023

Name of Birthing or Submitting Facility	Number of Births*	Critical Congenital Heart Disease (CCHD) Screen (Target 100%)*	CCHD Screen Excluding Deaths, Refusals, Echoed, On O2 and Pre-screen Diagnosis	Hearing Screen (Target 100%)*	Hearing Screen Excluding Deaths, Refusals and Corrected Gestational Age <36 wks	Dried Blood Spot (DBS) Screen (Target 100%)*	DBS Screen Excluding Deaths and Refusals	Number of DBS Specimens**	Unsatisfactory DBS Specimen (Target <1%)**	DBS Collected 24-36 hrs of Age (Target 100%)+	DBS Transit Time <48 Hrs from Collection (Target 100%)++
Methodist Healthcare-Germantown	301	94.4%	99.3%	99.3%	99.3%	100.0%	100.0%	294	0.34%	94.6%	94.3%
Methodist Hosp-South	58	87.9%	91.1%	98.3%	98.3%	100.0%	100.0%	58	3.45%	98.3%	93.4%
Methodist Med Ctr Oak Ridge	46	97.8%	97.8%	100.0%	100.0%	100.0%	100.0%	44	2.27%	100.0%	71.1%
Metro Nashville General Hosp	26	92.3%	92.3%	92.3%	92.3%	96.2%	96.2%	23	0.00%	100.0%	56.5%
Morristown-Hamblen Healthcare	64	98.4%	98.4%	100.0%	100.0%	100.0%	100.0%	62	1.61%	100.0%	100.0%
Northcrest Med Ctr	28	85.7%	100.0%	96.4%	96.4%	100.0%	100.0%	22	0.00%	100.0%	72.0%
Other Non-Birthing Hosps	2	50.0%	100.0%	100.0%	100.0%	100.0%	100.0%	^	^	--	^
Park Ridge East Hosp	197	94.4%	98.9%	98.5%	98.5%	99.0%	99.0%	189	0.53%	96.3%	72.0%
Parkwest Med Ctr	135	97.8%	98.5%	96.3%	96.3%	100.0%	100.0%	126	0.00%	100.0%	94.2%
Reg. Med Ctr At Memphis	228	89.0%	96.7%	93.0%	96.8%	98.2%	100.0%	213	6.10%	90.6%	80.5%
Riverview Reg. Med Ctr	3	66.7%	100.0%	100.0%	100.0%	100.0%	100.0%	3	0.00%	100.0%	66.7%
Southern Tn Reg. Health - Lawrenceburg	21	95.2%	100.0%	95.2%	100.0%	95.2%	100.0%	15	13.33%	100.0%	40.0%
Southern Tn Reg. Health - Pulaski	3	100.0%	100.0%	100.0%	100.0%	100.0%	100.0%	3	0.00%	100.0%	100.0%
Southern Tn Reg. Health - Winchester	68	95.6%	100.0%	100.0%	100.0%	100.0%	100.0%	58	0.00%	96.6%	68.3%
St Francis Hosp	165	95.8%	96.9%	95.8%	96.3%	100.0%	100.0%	163	6.13%	98.8%	97.0%
St. Thomas Midtown	527	97.3%	100.0%	87.1%	87.8%	99.8%	100.0%	477	1.05%	97.7%	78.3%
St. Thomas River Park Hosp	26	92.3%	100.0%	92.3%	96.0%	100.0%	100.0%	23	0.00%	100.0%	92.0%
St. Thomas Rutherford Hosp	335	97.9%	99.1%	94.9%	95.2%	99.4%	100.0%	319	1.25%	92.1%	92.8%
Stonecrest Med Ctr	168	92.9%	100.0%	97.6%	97.6%	100.0%	100.0%	165	0.61%	66.1%	52.7%
Sumner Reg. Med Ctr	32	96.9%	100.0%	96.9%	96.9%	100.0%	100.0%	28	3.57%	100.0%	96.4%
Sweetwater Hosp Assoc	20	95.0%	100.0%	100.0%	100.0%	100.0%	100.0%	17	0.00%	88.2%	77.8%
Tennova Healthcare Newport Med Ctr	25	100.0%	100.0%	100.0%	100.0%	100.0%	100.0%	25	0.00%	92.0%	92.0%
Tennova Healthcare-Clarksville	172	95.3%	99.4%	100.0%	100.0%	99.4%	100.0%	152	1.32%	98.1%	65.8%
Tennova Healthcare-Cleveland	88	95.5%	97.7%	98.9%	98.9%	100.0%	100.0%	80	1.25%	100.0%	88.8%
Tennova North Knoxville Med Ctr	60	98.3%	100.0%	98.3%	100.0%	100.0%	100.0%	51	0.00%	100.0%	86.8%
Tristar Centennial Med Ctr	245	90.2%	99.5%	92.7%	95.4%	99.2%	100.0%	256	6.64%	55.4%	91.8%
Tristar Horizon Med Ctr	69	92.8%	97.0%	97.1%	100.0%	97.1%	100.0%	66	4.55%	95.4%	93.9%

\*Reported by birthing facility based on date of BIRTH. Screens could have been performed in a facility other than the birth hospital.

\*\*Reported by submitting facility based on date of COLLECTION of the specimen submitted. Excluded specimens collected < 24 hours of age.

+Reported by submitting facility based on date of COLLECTION of the 1st specimen submitted for an infant. Excluded DBS with missing information on age at collection or collected outside of 24-36 hours window for babies transferred to/from another facility.

++Reported by submitting facility based on date of COLLECTION. Included initial specimen and repeats. Excluded records missing information on transit time.

-- No births reported. Vanderbilt NICU births were listed under Vanderbilt University Medical Center, Johnson City Medical Center NICU births were listed under Johnson City Medical Center. East Tennessee Children's Hospital and LeBonheur Children's Hospital are not birthing hospitals, therefore, no births were reported.

^ No specimens collected.

# Tennessee Department of Health Newborn Screening Program

Performance Data by Facility  
12/1/2023 - 12/31/2023

Name of Birthing or Submitting Facility	Number of Births*	Critical Congenital Heart Disease (CCHD) Screen (Target 100%)*	CCHD Screen Excluding Deaths, Refusals, Echoed, On O2 and Pre-screen Diagnosis	Hearing Screen (Target 100%)*	Hearing Screen Excluding Deaths, Refusals and Corrected Gestational Age <36 wks	Dried Blood Spot (DBS) Screen (Target 100%)*	DBS Screen Excluding Deaths and Refusals	Number of DBS Specimens**	Unsatisfactory DBS Specimen (Target <1%)**	DBS Collected 24-36 hrs of Age (Target 100%)+	DBS Transit Time <48 Hrs from Collection (Target 100%)++
Tristar Southern Hills Medical Center	2	100.0%	100.0%	100.0%	100.0%	100.0%	100.0%	^	^	--	^
Tristar Summit Med Ctr	142	95.8%	100.0%	93.0%	93.6%	100.0%	100.0%	142	1.41%	99.3%	99.3%
Ut Med Ctr	391	94.1%	99.2%	98.0%	98.7%	99.7%	99.7%	401	2.74%	86.3%	92.3%
Vanderbilt Birth Center	18	94.4%	100.0%	100.0%	100.0%	100.0%	100.0%	17	0.00%	82.4%	94.1%
Vanderbilt Tullahoma Harton Hospital	37	97.3%	97.3%	100.0%	100.0%	100.0%	100.0%	38	2.63%	97.4%	76.9%
Vanderbilt University Hosp	451	88.2%	99.0%	93.3%	97.9%	99.8%	100.0%	352	0.57%	100.0%	92.0%
Vanderbilt University Hosp-Nicu	--	--	--	--	--	--	--	66	1.52%	--	93.4%
Vanderbilt Wilson County Hosp	71	95.8%	97.1%	93.0%	93.0%	100.0%	100.0%	68	0.00%	98.5%	92.8%
West Tn Healthcare Dyersburg Hosp	24	100.0%	100.0%	100.0%	100.0%	100.0%	100.0%	21	0.00%	95.5%	82.6%
West Tn Healthcare Volunteer Hosp	32	90.6%	96.7%	96.9%	96.9%	96.9%	96.9%	31	6.45%	77.4%	97.0%
Williamson Med Ctr	150	97.3%	99.3%	98.7%	98.7%	99.3%	100.0%	143	0.70%	95.1%	96.6%

\*Reported by birthing facility based on date of BIRTH. Screens could have been performed in a facility other than the birth hospital.

\*\*Reported by submitting facility based on date of COLLECTION of the specimen submitted. Excluded specimens collected < 24 hours of age.

+Reported by submitting facility based on date of COLLECTION of the 1st specimen submitted for an infant. Excluded DBS with missing information on age at collection or collected outside of 24-36 hours window for babies transferred to/from another facility.

++Reported by submitting facility based on date of COLLECTION. Included initial specimen and repeats. Excluded records missing information on transit time.

-- No births reported. Vanderbilt NICU births were listed under Vanderbilt University Medical Center, Johnson City Medical Center NICU births were listed under Johnson City Medical Center. East Tennessee Children's Hospital and LeBonheur Children's Hospital are not birthing hospitals, therefore, no births were reported.

^ No specimens collected.