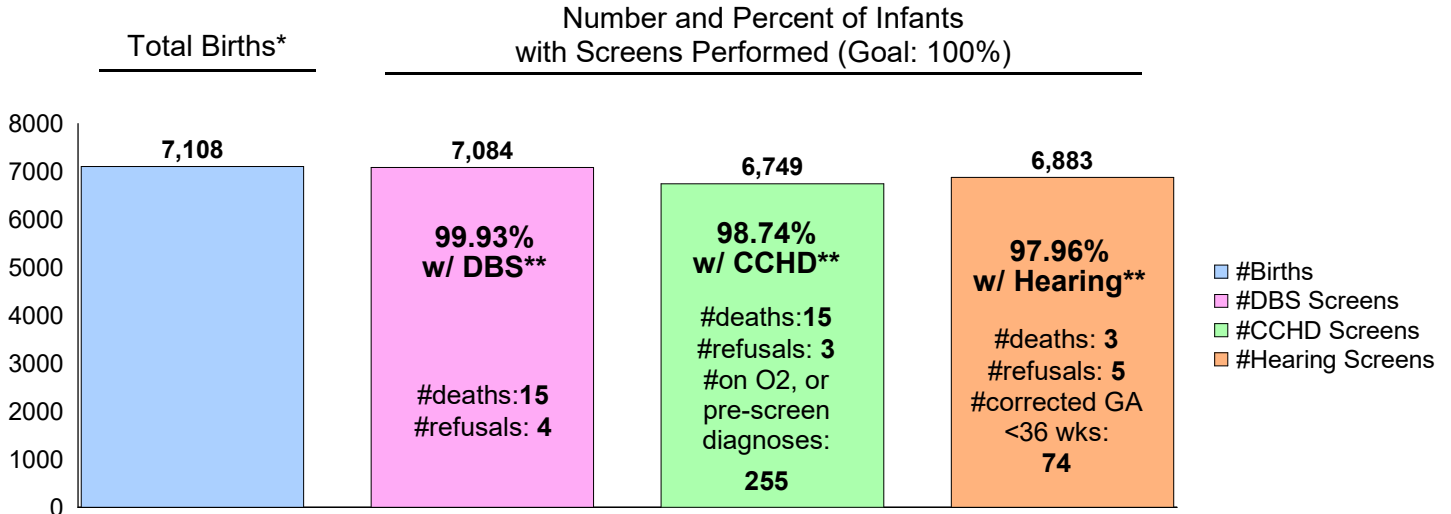


# Tennessee Newborn Screening Program Report for STATE OF TENNESSEE (Hospitals Only)

Tennessee State Law (TCA 68-5-401) **requires** that all infants born in the State of Tennessee receive screening for certain conditions using a dried blood spot (DBS) screen, for critical congenital heart disease (CCHD) using pulse oximetry and for congenital hearing loss via hearing screening. Contact us with any questions: 615-532-8462.

## Screens Performed for Date of BIRTH Range: 3/1/2021 - 3/31/2021



\*Total births include number of infants born in Tennessee hospitals. Screens could have been performed in a facility other than the birth hospital.

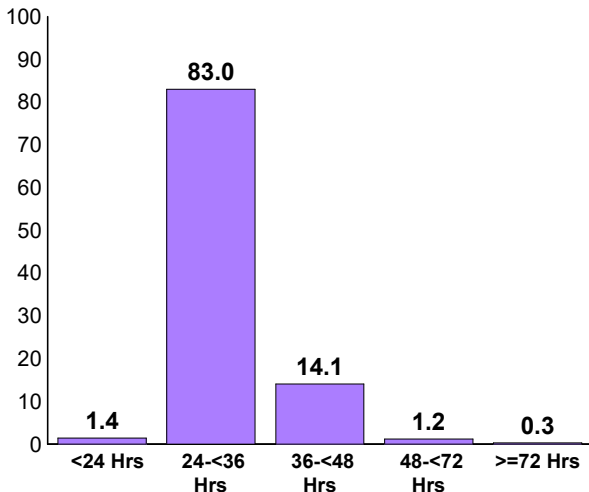
\*\*Excludes births without a screen due to death within two days of birth, refusal, on O2, echoed, or pre-screen diagnosis. Babies with corrected gestational age less than 36 weeks were also excluded for hearing screening.

## Unsatisfactory Specimen Rate for Date of COLLECTION Range: 3/1/2021 - 3/31/2021

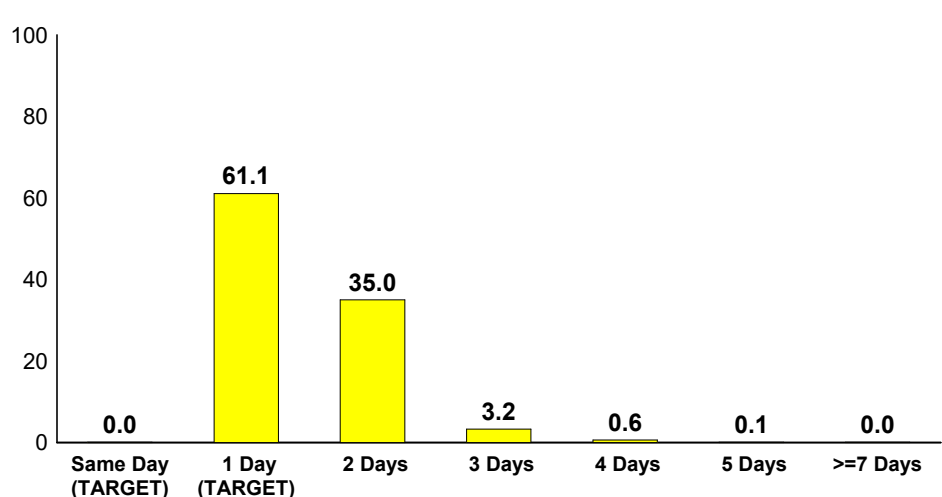
The unsatisfactory specimen rate of the DBS submitted for the State (hospitals only): 1.73% (Goal <1%)

## Age at Collection and Transit Time Rates for Date of COLLECTION Range: 3/1/2021 - 3/31/2021

Age at Initial DBS Collection (%)  
Target: Collected between 24-36 hrs of age\*



Transit Time from DBS Collection to the State Lab (%)  
(Initial and Repeats)  
Target: Arrive in lab <2 days from collection\*



Age at collection and transit time data are for specimens collected by hospitals. For transit time: Same Day means specimen arrived the same day as collection, 1 Day means specimen arrived one day after collection, 2 Days means specimen arrived 2 days after collection etc.

# Tennessee Department of Health Newborn Screening Program

Performance Data by Facility  
3/1/2021 - 3/31/2021

Name of Birthing or Submitting Facility	Number of Births*	Critical Congenital Heart Disease (CCHD) Screen (Target 100%)*	CCHD Screen Excluding Deaths, Refusals, Echoed, On O2 and Pre-screen Diagnosis	Hearing Screen (Target 100%)*	Hearing Screen Excluding Deaths, Refusals and Corrected Gestational Age <36 wks	Dried Blood Spot (DBS) Screen (Target 100%)*	DBS Screen Excluding Deaths and Refusals	Number of DBS Specimens**	Unsatisfactory DBS Specimen (Target <1%)**	DBS Collected 24-36 hrs of Age (Target 100%)+	DBS Transit Time <2 Days from Collection (Target 100%)++
<b>All Tennessee Hospitals</b>	<b>7,108</b>	<b>94.9%</b>	<b>98.7%</b>	<b>96.8%</b>	<b>98.0%</b>	<b>99.7%</b>	<b>99.9%</b>	<b>7,037</b>	<b>1.73%</b>	<b>83.0%</b>	<b>61.1%</b>
Athens Reg. Med Ctr	16	100.0%	100.0%	100.0%	100.0%	100.0%	100.0%	18	5.56%	0.0%	44.4%
Baby & Co Nashville	23	100.0%	100.0%	100.0%	100.0%	95.7%	100.0%	20	5.00%	65.0%	60.0%
Ballad Health Bristol Reg. Med Ctr	111	94.6%	98.1%	100.0%	100.0%	100.0%	100.0%	106	1.89%	95.5%	30.6%
Baptist Mem Hosp-Union City	53	92.5%	92.5%	100.0%	100.0%	100.0%	100.0%	48	6.25%	97.9%	85.4%
Baptist Memorial Hosp Memphis	498	97.8%	99.2%	97.4%	98.0%	99.8%	99.8%	486	1.03%	93.6%	42.3%
Baptist Memorial Hosp-Tipton	25	100.0%	100.0%	100.0%	100.0%	100.0%	100.0%	24	4.17%	92.0%	56.0%
Blanchfield Army Community Hosp	111	99.1%	99.1%	99.1%	99.1%	100.0%	100.0%	112	0.00%	100.0%	65.2%
Blount Memorial Hosp	69	100.0%	100.0%	100.0%	100.0%	100.0%	100.0%	63	0.00%	95.5%	51.5%
Cookeville Reg. Medical	119	99.2%	100.0%	99.2%	99.2%	100.0%	100.0%	117	4.27%	99.1%	64.1%
Cumberland Med Ctr	52	100.0%	100.0%	100.0%	100.0%	100.0%	100.0%	48	0.00%	94.1%	76.5%
East Tn Children's Hosp	--	--	--	--	--	--	--	118	1.69%	--	56.7%
Erlanger East Women's Services	260	97.3%	99.2%	98.8%	98.8%	99.6%	99.6%	245	0.82%	62.0%	75.6%
Erlanger Med Ctr	176	86.9%	94.4%	92.0%	94.7%	99.4%	100.0%	186	1.08%	63.4%	78.3%
Franklin Woods Community Hosp	135	96.3%	99.2%	100.0%	100.0%	100.0%	100.0%	125	0.80%	97.6%	56.0%
Ft Sanders Reg. Med Ctr	291	96.2%	96.9%	95.2%	96.5%	99.7%	100.0%	258	0.78%	99.2%	41.7%
Greeneville Community Hosp East	30	100.0%	100.0%	100.0%	100.0%	100.0%	100.0%	30	3.33%	96.7%	71.0%
Hardin Med Ctr	21	100.0%	100.0%	100.0%	100.0%	100.0%	100.0%	19	0.00%	90.0%	23.8%
Hendersonville Med Ctr	95	90.5%	98.9%	100.0%	100.0%	100.0%	100.0%	91	0.00%	48.4%	93.4%
Henry County Med Ctr	46	93.5%	100.0%	95.7%	100.0%	100.0%	100.0%	43	2.33%	95.6%	64.4%
Indian Path Community Hosp	77	94.8%	97.3%	100.0%	100.0%	100.0%	100.0%	76	5.26%	97.4%	23.1%
Jackson-Madison Co Gen Hosp	264	93.9%	97.3%	97.0%	100.0%	100.0%	100.0%	263	0.38%	96.9%	17.7%
Johnson City Med Ctr	110	83.6%	98.9%	95.5%	100.0%	100.0%	100.0%	77	6.49%	100.0%	37.7%
Johnson City Med Ctr-Nicu	--	--	--	--	--	--	--	48	2.08%	--	31.4%
Lebonheur Children's Hosp	--	--	--	--	--	--	--	31	6.45%	--	50.0%
Leconte Med Ctr	71	100.0%	100.0%	100.0%	100.0%	100.0%	100.0%	69	2.90%	91.9%	94.6%
Lincoln Med Ctr	30	93.3%	96.6%	86.7%	86.7%	96.7%	96.7%	26	3.85%	92.6%	75.0%

\*Reported by birthing facility based on date of BIRTH. Screens could have been performed in a facility other than the birth hospital.

\*\*Reported by submitting facility based on date of COLLECTION of the specimen submitted. Excluded specimens collected < 24 hours of age.

+Reported by submitting facility based on date of COLLECTION of the 1st specimen submitted for an infant. Excluded records missing information on age at collection.

++Reported by submitting facility based on date of COLLECTION. Included initial specimen and repeats. Excluded records missing information on transit time.

-- No births reported. Vanderbilt NICU births were listed under Vanderbilt University Medical Center, Johnson City Medical Center NICU births were listed under Johnson City Medical Center. East Tennessee Children's Hospital and LeBonheur Children's Hospital are not birthing hospitals, therefore, no births were reported.

^ No specimens collected.

# Tennessee Department of Health Newborn Screening Program

Performance Data by Facility  
3/1/2021 - 3/31/2021

Name of Birthing or Submitting Facility	Number of Births*	Critical Congenital Heart Disease (CCHD) Screen (Target 100%)*	CCHD Screen Excluding Deaths, Refusals, Echoed, On O2 and Pre-screen Diagnosis	Hearing Screen (Target 100%)*	Hearing Screen Excluding Deaths, Refusals and Corrected Gestational Age <36 wks	Dried Blood Spot (DBS) Screen (Target 100%)*	DBS Screen Excluding Deaths and Refusals	Number of DBS Specimens**	Unsatisfactory DBS Specimen (Target <1%)**	DBS Collected 24-36 hrs of Age (Target 100%)+	DBS Transit Time <2 Days from Collection (Target 100%)++
Livingston Reg. Hosp	34	91.2%	93.9%	97.1%	97.1%	100.0%	100.0%	30	6.67%	96.7%	66.7%
Maury Reg. Hosp	99	97.0%	100.0%	99.0%	100.0%	99.0%	100.0%	99	0.00%	82.8%	77.8%
Methodist Healthcare-Germantown	335	94.6%	100.0%	97.9%	98.8%	100.0%	100.0%	329	1.22%	94.3%	42.0%
Methodist Hosp-South	69	94.2%	98.5%	95.7%	98.5%	98.6%	98.6%	64	3.13%	94.0%	41.8%
Methodist Med Ctr Oak Ridge	36	100.0%	100.0%	100.0%	100.0%	100.0%	100.0%	37	5.41%	94.4%	73.7%
Metro Nashville General Hosp	32	90.6%	96.7%	96.9%	96.9%	100.0%	100.0%	28	0.00%	22.2%	92.9%
Morristown-Hamblen Healthcare	58	100.0%	100.0%	98.3%	98.3%	100.0%	100.0%	54	0.00%	98.2%	87.3%
Northcrest Med Ctr	45	95.6%	100.0%	97.8%	97.8%	100.0%	100.0%	45	0.00%	97.8%	66.7%
Other Non-Birthing Hosps	2	100.0%	100.0%	100.0%	100.0%	100.0%	100.0%	^	^	--	^
Park Ridge East Hosp	198	96.0%	98.4%	96.5%	97.9%	100.0%	100.0%	195	0.00%	96.4%	43.4%
Parkwest Med Ctr	164	98.8%	100.0%	90.9%	90.9%	100.0%	100.0%	151	0.66%	94.9%	65.6%
Reg. Med Ctr At Memphis	202	91.6%	97.4%	92.1%	94.9%	98.5%	100.0%	195	2.05%	83.6%	60.6%
Riverview Reg. Med Ctr	3	100.0%	100.0%	100.0%	100.0%	100.0%	100.0%	3	0.00%	100.0%	0.0%
Southern Tn Reg. Health - Lawrenceburg	31	100.0%	100.0%	96.8%	96.8%	100.0%	100.0%	31	0.00%	100.0%	32.3%
Southern Tn Reg. Health - Pulaski	13	100.0%	100.0%	100.0%	100.0%	100.0%	100.0%	12	0.00%	100.0%	58.3%
Southern Tn Reg. Health - Winchester	61	95.1%	100.0%	96.7%	96.7%	100.0%	100.0%	57	1.75%	98.2%	31.6%
St Francis Hosp	130	96.9%	100.0%	98.5%	98.5%	99.2%	100.0%	122	1.64%	97.6%	57.6%
St Francis Hosp - Bartlett	38	97.4%	100.0%	100.0%	100.0%	100.0%	100.0%	37	8.11%	91.7%	67.6%
St. Thomas Midtown	582	96.4%	99.3%	91.8%	93.2%	99.8%	100.0%	567	3.00%	51.6%	92.0%
St. Thomas River Park Hosp	33	100.0%	100.0%	100.0%	100.0%	100.0%	100.0%	32	0.00%	97.0%	69.7%
St. Thomas Rutherford Hosp	285	95.1%	99.6%	99.3%	99.6%	100.0%	100.0%	267	0.00%	62.9%	67.0%
Stonecrest Med Ctr	77	93.5%	100.0%	100.0%	100.0%	100.0%	100.0%	77	1.30%	96.2%	59.0%
Sumner Reg. Med Ctr	53	98.1%	98.1%	100.0%	100.0%	100.0%	100.0%	53	0.00%	100.0%	34.0%
Sweetwater Hosp Assoc	21	95.2%	95.2%	100.0%	100.0%	100.0%	100.0%	18	0.00%	100.0%	61.1%
Tennova Healthcare Newport Med Ctr	19	100.0%	100.0%	100.0%	100.0%	100.0%	100.0%	19	0.00%	100.0%	42.1%
Tennova Healthcare-Clarksville	166	94.0%	98.7%	98.8%	99.4%	99.4%	100.0%	165	1.21%	97.0%	39.2%
Tennova Healthcare-Cleveland	81	98.8%	100.0%	100.0%	100.0%	100.0%	100.0%	78	3.85%	35.5%	88.5%

\*Reported by birthing facility based on date of BIRTH. Screens could have been performed in a facility other than the birth hospital.

\*\*Reported by submitting facility based on date of COLLECTION of the specimen submitted. Excluded specimens collected < 24 hours of age.

+Reported by submitting facility based on date of COLLECTION of the 1st specimen submitted for an infant. Excluded records missing information on age at collection.

++Reported by submitting facility based on date of COLLECTION. Included initial specimen and repeats. Excluded records missing information on transit time.

-- No births reported. Vanderbilt NICU births were listed under Vanderbilt University Medical Center, Johnson City Medical Center NICU births were listed under Johnson City Medical Center. East Tennessee Children's Hospital and LeBonheur Children's Hospital are not birthing hospitals, therefore, no births were reported.

^ No specimens collected.

# Tennessee Department of Health Newborn Screening Program

Performance Data by Facility  
3/1/2021 - 3/31/2021

Name of Birthing or Submitting Facility	Number of Births*	Critical Congenital Heart Disease (CCHD) Screen (Target 100%)*	CCHD Screen Excluding Deaths, Refusals, Echoed, On O2 and Pre-screen Diagnosis	Hearing Screen (Target 100%)*	Hearing Screen Excluding Deaths, Refusals and Corrected Gestational Age <36 wks	Dried Blood Spot (DBS) Screen (Target 100%)*	DBS Screen Excluding Deaths and Refusals	Number of DBS Specimens**	Unsatisfactory DBS Specimen (Target <1%)**	DBS Collected 24-36 hrs of Age (Target 100%)+	DBS Transit Time <2 Days from Collection (Target 100%)++
Tennova North Knoxville Med Ctr	69	100.0%	100.0%	98.6%	100.0%	100.0%	100.0%	64	1.56%	97.0%	43.9%
The Farm Midwifery Center	1	100.0%	100.0%	0.0%	--	0.0%	--	^	^	--	^
Tristar Centennial Med Ctr	305	92.8%	98.6%	96.1%	99.3%	99.7%	100.0%	308	0.65%	51.0%	96.5%
Tristar Horizon Med Ctr	54	92.6%	100.0%	98.1%	100.0%	100.0%	100.0%	54	7.41%	94.3%	50.0%
Tristar Summit Med Ctr	97	96.9%	100.0%	100.0%	100.0%	100.0%	100.0%	95	0.00%	95.8%	79.2%
Ut Med Ctr	354	92.7%	97.9%	96.0%	98.0%	99.4%	99.7%	345	1.45%	87.8%	59.5%
Vanderbilt Tullahoma Harton Hospital	41	97.6%	100.0%	97.6%	97.6%	97.6%	100.0%	38	2.63%	97.4%	31.6%
Vanderbilt University Hosp	392	87.0%	98.6%	95.2%	97.4%	98.7%	100.0%	312	2.56%	99.4%	76.8%
Vanderbilt University Hosp-Nicu	--	--	--	--	--	--	--	71	5.63%	--	74.7%
Vanderbilt Wilson County Hosp	42	92.9%	97.5%	100.0%	100.0%	100.0%	100.0%	41	2.44%	100.0%	58.5%
West Tn Healthcare Dyersburg Hosp	46	91.3%	93.3%	97.8%	97.8%	100.0%	100.0%	41	14.63%	41.9%	79.1%
West Tn Healthcare Volunteer Hosp	20	100.0%	100.0%	100.0%	100.0%	100.0%	100.0%	18	0.00%	72.2%	88.9%
Williamson Med Ctr	137	97.8%	99.3%	100.0%	100.0%	100.0%	100.0%	138	0.72%	79.7%	54.3%

\*Reported by birthing facility based on date of BIRTH. Screens could have been performed in a facility other than the birth hospital.

\*\*Reported by submitting facility based on date of COLLECTION of the specimen submitted. Excluded specimens collected < 24 hours of age.

+Reported by submitting facility based on date of COLLECTION of the 1st specimen submitted for an infant. Excluded records missing information on age at collection.

++Reported by submitting facility based on date of COLLECTION. Included initial specimen and repeats. Excluded records missing information on transit time.

-- No births reported. Vanderbilt NICU births were listed under Vanderbilt University Medical Center, Johnson City Medical Center NICU births were listed under Johnson City Medical Center. East Tennessee Children's Hospital and LeBonheur Children's Hospital are not birthing hospitals, therefore, no births were reported.

^ No specimens collected.