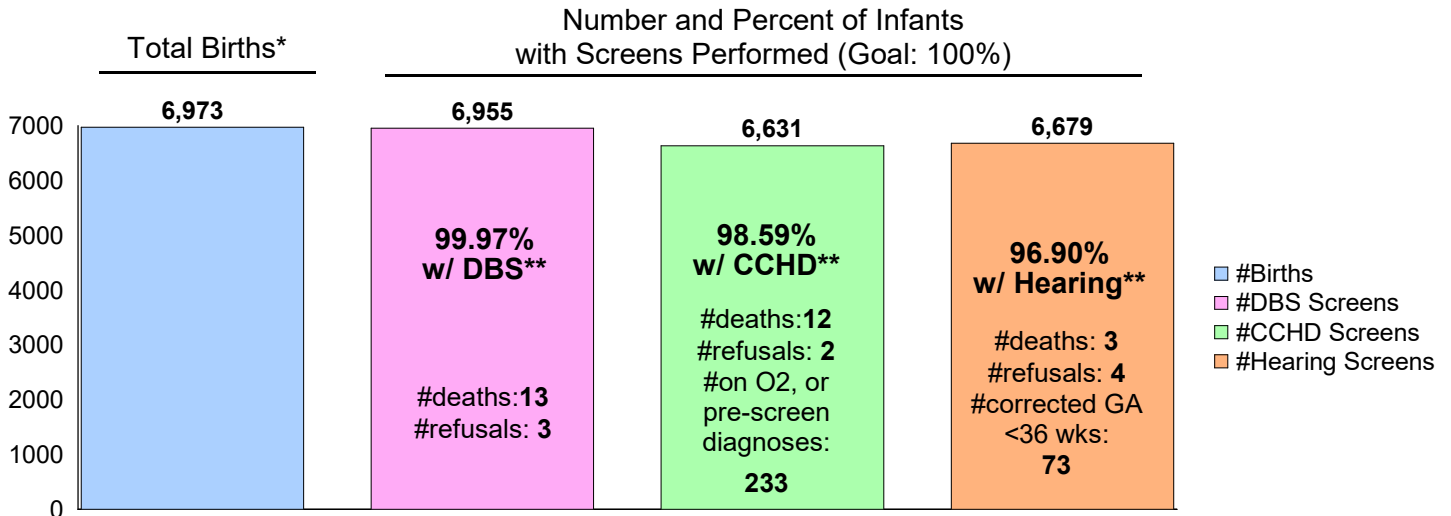


# Tennessee Newborn Screening Program Report for STATE OF TENNESSEE (Hospitals Only)

Tennessee State Law (TCA 68-5-401) **requires** that all infants born in the State of Tennessee receive screening for certain conditions using a dried blood spot (DBS) screen, for critical congenital heart disease (CCHD) using pulse oximetry and for congenital hearing loss via hearing screening. Contact us with any questions: 615-532-8462.

## Screens Performed for Date of BIRTH Range: 10/1/2020 - 10/31/2020



\*Total births include number of infants born in Tennessee hospitals. Screens could have been performed in a facility other than the birth hospital.

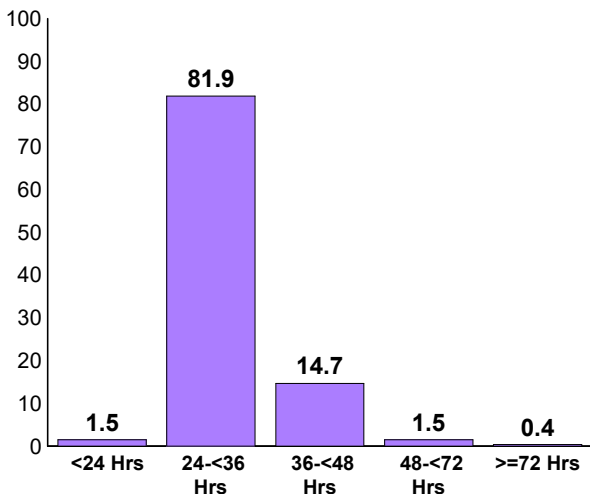
\*\*Excludes births without a screen due to death within two days of birth, refusal, on O2, echoed, or pre-screen diagnosis. Babies with corrected gestational age less than 36 weeks were also excluded for hearing screening.

## Unsatisfactory Specimen Rate for Date of COLLECTION Range: 10/1/2020 - 10/31/2020

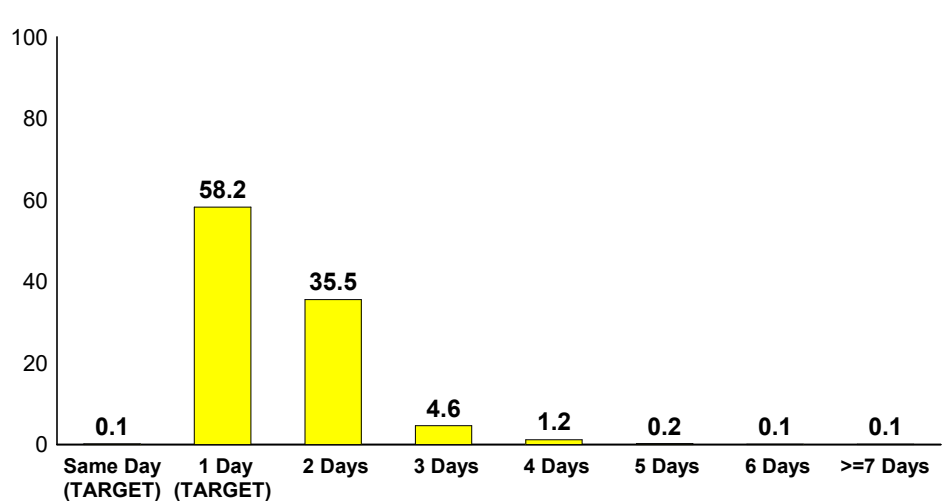
The unsatisfactory specimen rate of the DBS submitted for the State (hospitals only): 1.89% (Goal <1%)

## Age at Collection and Transit Time Rates for Date of COLLECTION Range: 10/1/2020 - 10/31/2020

Age at Initial DBS Collection (%)  
Target: Collected between 24-36 hrs of age\*



Transit Time from DBS Collection to the State Lab (%)  
(Initial and Repeats)  
Target: Arrive in lab <2 days from collection\*



Age at collection and transit time data are for specimens collected by hospitals. For transit time: Same Day means specimen arrived the same day as collection, 1 Day means specimen arrived one day after collection, 2 Days means specimen arrived 2 days after collection etc.

# Tennessee Department of Health Newborn Screening Program

Performance Data by Facility  
10/1/2020 - 10/31/2020

Name of Birthing or Submitting Facility	Number of Births*	Critical Congenital Heart Disease (CCHD) Screen (Target 100%)*	CCHD Screen Excluding Deaths, Refusals, Echoed, On O2 and Pre-screen Diagnosis	Hearing Screen (Target 100%)*	Hearing Screen Excluding Deaths, Refusals and Corrected Gestational Age <36 wks	Dried Blood Spot (DBS) Screen (Target 100%)*	DBS Screen Excluding Deaths and Refusals	Number of DBS Specimens**	Unsatisfactory DBS Specimen (Target <1%)**	DBS Collected 24-36 hrs of Age (Target 100%)+	DBS Transit Time <2 Days from Collection (Target 100%)++
<b>All Tennessee Hospitals</b>	<b>6,973</b>	<b>95.1%</b>	<b>98.6%</b>	<b>95.8%</b>	<b>96.9%</b>	<b>99.7%</b>	<b>100.0%</b>	<b>7,188</b>	<b>1.89%</b>	<b>81.9%</b>	<b>58.4%</b>
Athens Reg. Med Ctr	32	100.0%	100.0%	96.9%	96.9%	100.0%	100.0%	35	0.00%	9.4%	71.4%
Baby & Co Nashville	26	96.2%	96.2%	96.2%	96.2%	100.0%	100.0%	19	0.00%	66.7%	89.5%
Ballad Health Bristol Reg. Med Ctr	81	100.0%	100.0%	97.5%	97.5%	100.0%	100.0%	83	0.00%	98.8%	19.0%
Baptist Mem Hosp-Union City	31	100.0%	100.0%	64.5%	64.5%	100.0%	100.0%	32	12.50%	100.0%	84.4%
Baptist Memorial Hosp Memphis	494	94.3%	96.9%	97.2%	98.8%	99.8%	100.0%	499	2.81%	91.6%	47.0%
Baptist Memorial Hosp-Tipton	17	100.0%	100.0%	100.0%	100.0%	100.0%	100.0%	17	0.00%	100.0%	58.8%
Blanchfield Army Community Hosp	113	95.6%	99.1%	99.1%	99.1%	99.1%	99.1%	118	0.00%	99.2%	45.4%
Blount Memorial Hosp	67	97.0%	98.5%	97.0%	97.0%	100.0%	100.0%	63	0.00%	92.6%	45.6%
Cookeville Reg. Medical	119	99.2%	100.0%	99.2%	99.2%	100.0%	100.0%	121	0.83%	100.0%	67.8%
Cumberland Med Ctr	68	100.0%	100.0%	100.0%	100.0%	100.0%	100.0%	70	0.00%	94.4%	68.1%
East Tn Children's Hosp	--	--	--	--	--	--	--	101	0.99%	--	67.6%
Erlanger East Women's Services	259	98.5%	99.6%	96.9%	96.9%	100.0%	100.0%	267	0.37%	64.7%	69.3%
Erlanger Med Ctr	199	89.4%	97.3%	92.0%	94.3%	99.0%	99.5%	214	0.93%	69.3%	69.0%
Franklin Woods Community Hosp	108	96.3%	99.0%	99.1%	99.1%	100.0%	100.0%	108	1.85%	97.2%	42.6%
Ft Sanders Reg. Med Ctr	247	93.1%	95.4%	87.9%	90.4%	99.6%	100.0%	211	0.47%	99.5%	34.0%
Greeneville Community Hosp East	25	92.0%	95.8%	96.0%	96.0%	100.0%	100.0%	22	0.00%	95.7%	69.6%
Hardin Med Ctr	27	96.3%	100.0%	96.3%	96.3%	100.0%	100.0%	26	0.00%	96.3%	25.9%
Hendersonville Med Ctr	72	90.3%	95.6%	97.2%	98.6%	100.0%	100.0%	78	1.28%	41.0%	77.2%
Henry County Med Ctr	54	90.7%	96.1%	96.3%	98.1%	100.0%	100.0%	51	0.00%	88.9%	22.2%
Indian Path Community Hosp	104	89.4%	93.9%	95.2%	96.1%	100.0%	100.0%	94	3.19%	94.9%	17.2%
Infinity Birthing Center	--	--	--	--	--	--	--	1	0.00%	100.0%	0.0%
Jackson-Madison Co Gen Hosp	218	94.5%	98.6%	94.0%	95.8%	99.5%	100.0%	221	0.90%	96.4%	19.7%
Johnson City Med Ctr	102	87.3%	96.7%	92.2%	94.9%	100.0%	100.0%	81	6.17%	100.0%	33.3%
Johnson City Med Ctr-Nicu	--	--	--	--	--	--	--	44	11.36%	--	37.5%
Lebonheur Children's Hosp	--	--	--	--	--	--	--	37	2.70%	--	40.5%
Leconte Med Ctr	80	97.5%	97.5%	98.8%	98.8%	100.0%	100.0%	77	0.00%	95.1%	96.3%

\*Reported by birthing facility based on date of BIRTH. Screens could have been performed in a facility other than the birth hospital.

\*\*Reported by submitting facility based on date of COLLECTION of the specimen submitted. Excluded specimens collected < 24 hours of age.

+Reported by submitting facility based on date of COLLECTION of the 1st specimen submitted for an infant. Excluded records missing information on age at collection.

++Reported by submitting facility based on date of COLLECTION. Included initial specimen and repeats. Excluded records missing information on transit time.

-- No births reported. Vanderbilt NICU births were listed under Vanderbilt University Medical Center, Johnson City Medical Center NICU births were listed under Johnson City Medical Center. East Tennessee Children's Hospital and LeBonheur Children's Hospital are not birthing hospitals, therefore, no births were reported.

^ No specimens collected.

# Tennessee Department of Health Newborn Screening Program

Performance Data by Facility  
10/1/2020 - 10/31/2020

Name of Birthing or Submitting Facility	Number of Births*	Critical Congenital Heart Disease (CCHD) Screen (Target 100%)*	CCHD Screen Excluding Deaths, Refusals, Echoed, On O2 and Pre-screen Diagnosis	Hearing Screen (Target 100%)*	Hearing Screen Excluding Deaths, Refusals and Corrected Gestational Age <36 wks	Dried Blood Spot (DBS) Screen (Target 100%)*	DBS Screen Excluding Deaths and Refusals	Number of DBS Specimens**	Unsatisfactory DBS Specimen (Target <1%)**	DBS Collected 24-36 hrs of Age (Target 100%)+	DBS Transit Time <2 Days from Collection (Target 100%)++
Lincoln Med Ctr	25	92.0%	95.8%	88.0%	88.0%	100.0%	100.0%	23	0.00%	87.5%	76.0%
Livingston Reg. Hosp	22	90.9%	100.0%	100.0%	100.0%	100.0%	100.0%	21	4.76%	91.3%	69.6%
Mauzy Reg. Hosp	132	99.2%	100.0%	97.7%	97.7%	100.0%	100.0%	135	2.22%	76.3%	73.3%
Methodist Healthcare-Germantown	368	98.4%	100.0%	98.4%	99.2%	100.0%	100.0%	377	0.27%	88.9%	47.2%
Methodist Hosp-South	73	95.9%	97.2%	100.0%	100.0%	100.0%	100.0%	72	1.39%	93.2%	20.3%
Methodist Med Ctr Oak Ridge	42	97.6%	100.0%	95.2%	97.6%	97.6%	100.0%	39	7.69%	90.5%	53.5%
Metro Nashville General Hosp	32	87.5%	93.3%	93.8%	96.8%	96.9%	100.0%	28	0.00%	9.7%	80.6%
Morristown-Hamblen Healthcare	64	98.4%	98.4%	100.0%	100.0%	100.0%	100.0%	64	1.56%	100.0%	82.8%
Northcrest Med Ctr	46	91.3%	100.0%	100.0%	100.0%	100.0%	100.0%	48	0.00%	78.4%	49.0%
Other Non-Birthing Hosps	1	--	--	--	--	100.0%	100.0%	^	^	--	^
Park Ridge East Hosp	156	93.6%	97.3%	85.9%	85.9%	100.0%	100.0%	154	0.00%	91.6%	32.3%
Parkwest Med Ctr	160	98.8%	100.0%	97.5%	97.5%	100.0%	100.0%	160	0.00%	95.7%	65.9%
Reg. Med Ctr At Memphis	231	90.9%	98.1%	89.2%	94.5%	100.0%	100.0%	225	5.33%	83.8%	58.6%
Riverview Reg. Med Ctr	2	100.0%	100.0%	100.0%	100.0%	100.0%	100.0%	4	0.00%	100.0%	75.0%
Roane Med Ctr	1	--	--	--	--	100.0%	100.0%	^	^	--	^
Southern Tn Reg. Health - Lawrenceburg	32	93.8%	100.0%	96.9%	100.0%	96.9%	100.0%	36	11.11%	96.9%	36.1%
Southern Tn Reg. Health - Pulaski	16	87.5%	87.5%	68.8%	68.8%	100.0%	100.0%	15	0.00%	87.5%	75.0%
Southern Tn Reg. Health - Winchester	57	96.5%	100.0%	100.0%	100.0%	100.0%	100.0%	55	3.64%	81.5%	25.5%
St Francis Hosp	142	100.0%	100.0%	98.6%	99.3%	100.0%	100.0%	135	1.48%	99.3%	55.9%
St Francis Hosp - Bartlett	28	96.4%	100.0%	96.4%	96.4%	100.0%	100.0%	29	3.45%	96.7%	36.7%
St. Thomas Midtown	574	96.7%	99.1%	96.7%	97.9%	99.7%	100.0%	572	3.67%	54.7%	88.9%
St. Thomas River Park Hosp	40	100.0%	100.0%	100.0%	100.0%	100.0%	100.0%	41	0.00%	100.0%	82.9%
St. Thomas Rutherford Hosp	267	95.1%	98.8%	99.3%	100.0%	100.0%	100.0%	289	0.00%	62.1%	73.9%
Stonecrest Med Ctr	93	94.6%	100.0%	97.8%	97.8%	100.0%	100.0%	92	2.17%	95.7%	52.7%
Sumner Reg. Med Ctr	83	95.2%	98.8%	97.6%	97.6%	100.0%	100.0%	78	2.56%	100.0%	29.5%
Sweetwater Hosp Assoc	9	100.0%	100.0%	100.0%	100.0%	100.0%	100.0%	11	0.00%	100.0%	27.3%
Tennova Healthcare Harton-Tulahoma	38	97.4%	100.0%	92.1%	92.1%	100.0%	100.0%	37	0.00%	100.0%	21.6%

\*Reported by birthing facility based on date of BIRTH. Screens could have been performed in a facility other than the birth hospital.

\*\*Reported by submitting facility based on date of COLLECTION of the specimen submitted. Excluded specimens collected < 24 hours of age.

+Reported by submitting facility based on date of COLLECTION of the 1st specimen submitted for an infant. Excluded records missing information on age at collection.

++Reported by submitting facility based on date of COLLECTION. Included initial specimen and repeats. Excluded records missing information on transit time.

-- No births reported. Vanderbilt NICU births were listed under Vanderbilt University Medical Center, Johnson City Medical Center NICU births were listed under Johnson City Medical Center. East Tennessee Children's Hospital and LeBonheur Children's Hospital are not birthing hospitals, therefore, no births were reported.

^ No specimens collected.

# Tennessee Department of Health Newborn Screening Program

Performance Data by Facility  
10/1/2020 - 10/31/2020

Name of Birthing or Submitting Facility	Number of Births*	Critical Congenital Heart Disease (CCHD) Screen (Target 100%)*	CCHD Screen Excluding Deaths, Refusals, Echoed, On O2 and Pre-screen Diagnosis	Hearing Screen (Target 100%)*	Hearing Screen Excluding Deaths, Refusals and Corrected Gestational Age <36 wks	Dried Blood Spot (DBS) Screen (Target 100%)*	DBS Screen Excluding Deaths and Refusals	Number of DBS Specimens**	Unsatisfactory DBS Specimen (Target <1%)**	DBS Collected 24-36 hrs of Age (Target 100%)+	DBS Transit Time <2 Days from Collection (Target 100%)++
Tennova Healthcare Newport Med Ctr	10	100.0%	100.0%	100.0%	100.0%	100.0%	100.0%	11	0.00%	90.9%	36.4%
Tennova Healthcare-Clarksville	171	95.3%	99.4%	96.5%	97.6%	100.0%	100.0%	170	1.18%	90.8%	28.2%
Tennova Healthcare-Cleveland	93	97.8%	100.0%	98.9%	98.9%	98.9%	100.0%	94	3.19%	33.3%	88.3%
Tennova North Knoxville Med Ctr	69	97.1%	97.1%	97.1%	97.1%	100.0%	100.0%	68	1.47%	97.1%	30.4%
The Farm Midwifery Center	1	100.0%	100.0%	100.0%	100.0%	100.0%	100.0%	1	0.00%	0.0%	0.0%
Tristar Centennial Med Ctr	266	96.2%	98.8%	92.9%	94.6%	99.2%	100.0%	283	2.12%	52.9%	93.3%
Tristar Horizon Med Ctr	44	97.7%	100.0%	93.2%	93.2%	100.0%	100.0%	43	0.00%	93.2%	22.7%
Tristar Summit Med Ctr	85	98.8%	100.0%	100.0%	100.0%	100.0%	100.0%	82	3.66%	96.3%	75.6%
Ut Med Ctr	337	91.4%	98.7%	96.7%	98.2%	100.0%	100.0%	344	2.33%	85.8%	51.4%
Vanderbilt University Hosp	382	90.1%	99.1%	95.0%	97.1%	99.0%	100.0%	334	1.80%	99.4%	78.1%
Vanderbilt University Hospital-NICU	--	--	--	--	--	--	--	83	1.20%	--	76.7%
Vanderbilt Wilson County Hosp	42	97.6%	100.0%	97.6%	97.6%	100.0%	100.0%	46	4.35%	97.8%	54.3%
West Tn Healthcare Dyersburg Hosp	44	95.5%	97.7%	100.0%	100.0%	100.0%	100.0%	44	9.09%	41.3%	100.0%
West Tn Healthcare Volunteer Hosp	9	100.0%	100.0%	100.0%	100.0%	100.0%	100.0%	11	0.00%	45.5%	90.9%
Williamson Med Ctr	143	97.2%	100.0%	96.5%	96.5%	100.0%	100.0%	144	0.69%	82.8%	57.5%

\*Reported by birthing facility based on date of BIRTH. Screens could have been performed in a facility other than the birth hospital.

\*\*Reported by submitting facility based on date of COLLECTION of the specimen submitted. Excluded specimens collected < 24 hours of age.

++Reported by submitting facility based on date of COLLECTION of the 1st specimen submitted for an infant. Excluded records missing information on age at collection.

+++Reported by submitting facility based on date of COLLECTION. Included initial specimen and repeats. Excluded records missing information on transit time.

-- No births reported. Vanderbilt NICU births were listed under Vanderbilt University Medical Center, Johnson City Medical Center NICU births were listed under Johnson City Medical Center. East Tennessee Children's Hospital and LeBonheur Children's Hospital are not birthing hospitals, therefore, no births were reported.

^ No specimens collected.