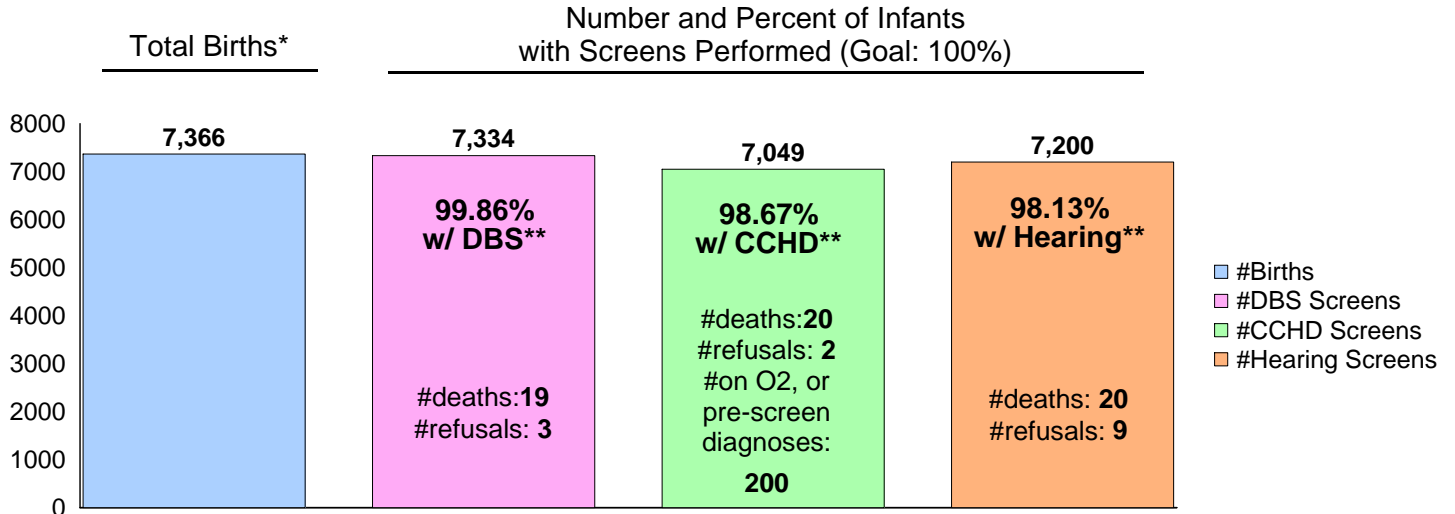


# Tennessee Newborn Screening Program Report for STATE OF TENNESSEE (Hospitals Only)

Tennessee State Law (TCA 68-5-401) **requires** that all infants born in the State of Tennessee receive screening for certain conditions using a dried blood spot (DBS) screen, for critical congenital heart disease (CCHD) using pulse oximetry and for congenital hearing loss via hearing screening. Contact us with any questions: 615-532-8462.

## Screens Performed for Date of BIRTH Range: 10/1/2018 - 10/31/2018



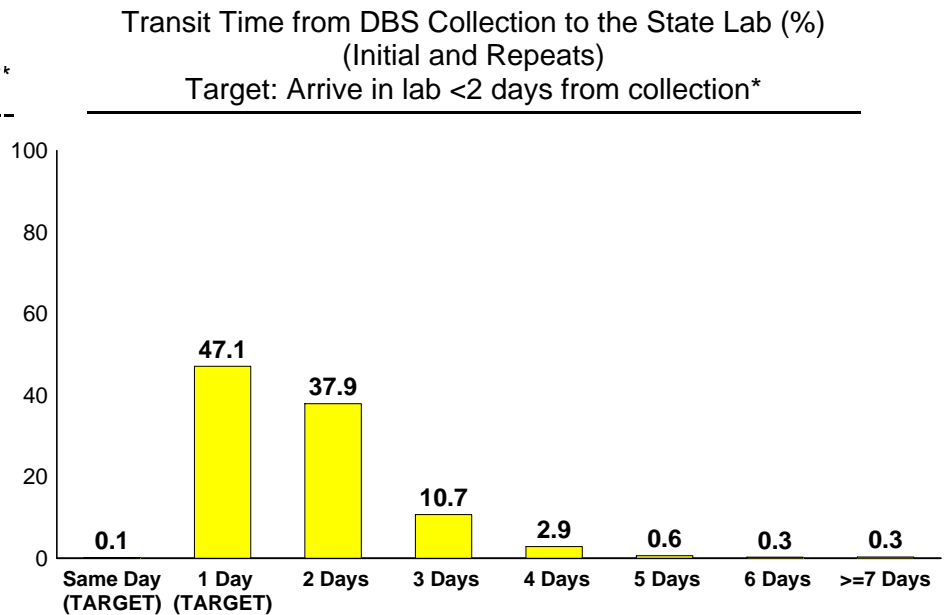
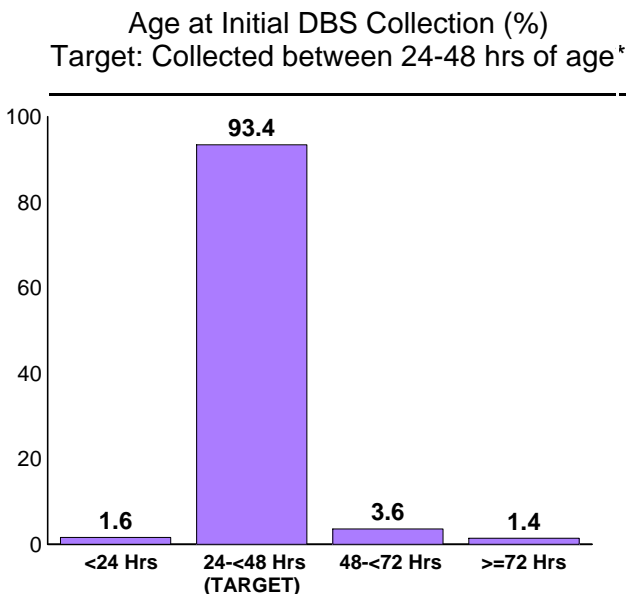
\*Total births include number of infants born in Tennessee hospitals. Screens could have been performed in a facility other than the birth hospital.

\*\*Excludes births without a screen due to death within two days of birth, refusal, on O2, echoed, or pre-screen diagnosis.

## Unsatisfactory Specimen Rate for Date of COLLECTION Range: 10/1/2018 - 10/31/2018

The unsatisfactory specimen rate of the DBS submitted for the State (hospitals only): 2.30% (Goal <1%)

## Age at Collection and Transit Time Rates for Date of COLLECTION Range: 10/1/2018 - 10/31/2018



Age at collection and transit time data are for specimens collected by hospitals. For transit time: Same Day means specimen arrived the same day as collection, 1 Day means specimen arrived one day after collection, 2 Days means specimen arrived 2 days after collection etc.

# Tennessee Department of Health Newborn Screening Program

Performance Data by Facility  
10/1/2018 - 10/31/2018

Name of Birthing or Submitting Facility	Number of Births*	Critical Congenital Heart Disease (CCHD) Screen (Target 100%)*	CCHD Screen Excluding Deaths, Refusals, Echoed, On O2 and Pre-screen Diagnosis	Hearing Screen (Target 100%)*	Hearing Screen Excluding Deaths and Refusals	Dried Blood Spot (DBS) Screen (Target 100%)*	DBS Screen Excluding Deaths and Refusals	Number of DBS Specimens**	Unsatisfactory DBS Specimen (Target <1%)**	DBS Collected 24-48hrs of Age (Target 100%)+	DBS Transit Time <2 Days from Collection (Target 100%)++
<b>All Tennessee Hospitals</b>	<b>7,366</b>	<b>95.7%</b>	<b>98.7%</b>	<b>97.7%</b>	<b>98.1%</b>	<b>99.6%</b>	<b>99.9%</b>	<b>7,855</b>	<b>2.30%</b>	<b>93.4%</b>	<b>47.2%</b>
Athens Regional Medical Center	30	93.3%	96.6%	96.7%	96.7%	100.0%	100.0%	29	0.00%	96.6%	61.3%
Baby & Co Nashville	23	100.0%	100.0%	100.0%	100.0%	100.0%	100.0%	18	0.00%	100.0%	100.0%
Baptist Mem Hosp-Union City	26	73.1%	73.1%	100.0%	100.0%	100.0%	100.0%	27	11.11%	100.0%	66.7%
Baptist Memorial Hosp Memphis	543	96.1%	98.5%	97.8%	98.2%	100.0%	100.0%	570	1.23%	97.2%	27.5%
Baptist Memorial Hospital-Tipton	30	100.0%	100.0%	100.0%	100.0%	100.0%	100.0%	30	10.00%	86.2%	71.9%
Blanchfield Army Community Hospital	138	96.4%	98.5%	100.0%	100.0%	100.0%	100.0%	143	0.70%	96.5%	17.6%
Blount Memorial Hospital	65	100.0%	100.0%	100.0%	100.0%	100.0%	100.0%	66	0.00%	100.0%	18.2%
Centennial Medical Center	304	93.4%	98.3%	97.7%	97.7%	99.3%	99.7%	346	3.18%	91.0%	82.9%
Cookeville Regional Medical	144	98.6%	99.3%	98.6%	99.3%	100.0%	100.0%	146	1.37%	97.1%	52.0%
Cumberland Medical Center	64	100.0%	100.0%	100.0%	100.0%	100.0%	100.0%	61	1.64%	98.4%	56.5%
East Tennessee Children's Hospital	--	--	--	--	--	--	--	124	3.23%	--	33.1%
Erlanger East Women's Services	220	98.2%	99.5%	100.0%	100.0%	100.0%	100.0%	232	1.29%	95.9%	48.7%
Erlanger Medical Center	255	94.5%	98.4%	95.7%	96.1%	99.6%	100.0%	294	2.72%	84.8%	30.7%
Franklin Woods Community Hospital	125	99.2%	99.2%	100.0%	100.0%	100.0%	100.0%	128	3.13%	96.8%	32.8%
Ft Sanders Regional Med Ctr	254	97.6%	99.2%	97.6%	98.0%	99.6%	100.0%	220	1.36%	99.1%	8.6%
Hardin Co General Hospital	19	100.0%	100.0%	100.0%	100.0%	100.0%	100.0%	18	0.00%	100.0%	27.8%
Hendersonville Medical Center	123	95.1%	97.5%	100.0%	100.0%	100.0%	100.0%	124	5.65%	95.8%	85.7%
Henry County Medical Center	52	96.2%	100.0%	100.0%	100.0%	100.0%	100.0%	49	2.04%	90.2%	53.8%
Hillside Hospital	14	92.9%	92.9%	100.0%	100.0%	100.0%	100.0%	15	0.00%	93.3%	66.7%
Horizon Medical Center	48	100.0%	100.0%	100.0%	100.0%	100.0%	100.0%	48	2.08%	81.8%	75.0%
Indian Path Community Hospital	61	100.0%	100.0%	96.7%	96.7%	100.0%	100.0%	71	5.63%	95.8%	18.1%
Jackson-Madison Co Gen Hosp	259	92.3%	98.4%	98.5%	98.8%	100.0%	100.0%	285	0.70%	96.6%	15.6%
Jellico Community Hospital	10	100.0%	100.0%	100.0%	100.0%	100.0%	100.0%	11	0.00%	100.0%	63.6%
Johnson City Medical Center	119	92.4%	98.2%	94.1%	94.9%	99.2%	100.0%	83	0.00%	96.4%	8.3%
Johnson City Medical Center-NICU	--	--	--	--	--	--	--	50	2.00%	--	2.0%
Laughlin Memorial Hospital	19	94.7%	100.0%	94.7%	100.0%	94.7%	100.0%	16	0.00%	94.1%	52.9%
LeBonheur Children's Hospital	--	--	--	--	--	--	--	52	7.69%	--	42.3%

\*Reported by birthing facility based on date of BIRTH. Screens could have been performed in a facility other than the birth hospital.

\*\*Reported by submitting facility based on date of COLLECTION of the specimen submitted. Excluded specimens collected < 24 hours of age.

+Reported by submitting facility based on date of COLLECTION of the 1st specimen submitted for an infant. Excluded records missing information on age at collection.

++Reported by submitting facility based on date of COLLECTION. Included initial specimen and repeats. Excluded records missing information on transit time.

-- No births reported. Vanderbilt NICU births were listed under Vanderbilt University Medical Center, Johnson City Medical Center NICU births were listed under Johnson City Medical Center. East Tennessee Children's Hospital and LeBonheur Children's Hospital are not birthing hospitals, therefore, no births were reported.

^ No specimens collected.

# Tennessee Department of Health Newborn Screening Program

Performance Data by Facility  
10/1/2018 - 10/31/2018

Name of Birthing or Submitting Facility	Number of Births*	Critical Congenital Heart Disease (CCHD) Screen (Target 100%)*	CCHD Screen Excluding Deaths, Refusals, Echoed, On O2 and Pre-screen Diagnosis	Hearing Screen (Target 100%)*	Hearing Screen Excluding Deaths and Refusals	Dried Blood Spot (DBS) Screen (Target 100%)*	DBS Screen Excluding Deaths and Refusals	Number of DBS Specimens**	Unsatisfactory DBS Specimen (Target <1%)**	DBS Collected 24-48hrs of Age (Target 100%)+	DBS Transit Time <2 Days from Collection (Target 100%)++
LeConte Medical Center	101	98.0%	98.0%	97.0%	97.0%	99.0%	99.0%	87	0.00%	92.9%	44.8%
Lincoln Medical Center	25	96.0%	100.0%	96.0%	100.0%	96.0%	100.0%	24	4.17%	100.0%	54.2%
Livingston Regional Hospital	31	96.8%	100.0%	96.8%	100.0%	100.0%	100.0%	32	9.38%	92.6%	64.7%
Maury Regional Hospital	117	92.3%	98.2%	98.3%	98.3%	99.1%	99.1%	117	2.56%	89.0%	75.8%
Methodist Healthcare-Germantown	342	96.2%	99.7%	96.2%	96.5%	99.7%	100.0%	354	0.28%	96.3%	26.1%
Methodist Hospital-South	61	95.1%	98.3%	95.1%	96.7%	100.0%	100.0%	58	0.00%	93.4%	15.9%
Methodist Med Ctr Oak Ridge	34	100.0%	100.0%	97.1%	97.1%	100.0%	100.0%	32	0.00%	75.8%	57.1%
Metro Nashville General Hosp	18	94.4%	94.4%	100.0%	100.0%	100.0%	100.0%	24	20.83%	80.0%	95.8%
Morristown-Hamblen Healthcare	75	100.0%	100.0%	98.7%	98.7%	100.0%	100.0%	73	4.11%	98.6%	75.3%
Newport Medical Center	13	100.0%	100.0%	100.0%	100.0%	100.0%	100.0%	13	0.00%	100.0%	30.8%
Northcrest Medical Center	46	95.7%	100.0%	97.8%	100.0%	97.8%	100.0%	43	2.33%	97.7%	55.8%
Other Non-Birthing Hospitals	1	100.0%	100.0%	--	--	100.0%	100.0%	^	^	--	^
Park Ridge East Hospital	172	97.7%	98.2%	95.9%	95.9%	100.0%	100.0%	187	1.60%	89.9%	23.0%
Parkwest Medical Center	176	98.9%	98.9%	100.0%	100.0%	100.0%	100.0%	162	3.70%	92.6%	73.7%
Regional Med Ctr At Memphis	243	93.0%	96.2%	93.4%	95.0%	97.9%	99.6%	265	4.15%	93.2%	11.9%
Riverview Regional Medical Center	2	100.0%	100.0%	100.0%	100.0%	100.0%	100.0%	3	0.00%	100.0%	66.7%
Saint Thomas River Park Hospital	34	94.1%	94.1%	100.0%	100.0%	100.0%	100.0%	30	0.00%	85.7%	74.3%
Saint Thomas Rutherford Hospital	294	96.3%	99.0%	99.3%	99.3%	100.0%	100.0%	296	2.36%	95.7%	76.3%
Southern Tn Medical Center	44	100.0%	100.0%	97.7%	97.7%	97.7%	97.7%	47	2.13%	100.0%	40.4%
Southern Tn Regional Health - Lawrenceburg	39	92.3%	94.7%	92.3%	94.7%	97.4%	100.0%	43	46.51%	97.2%	39.5%
St Francis Hospital	92	94.6%	98.9%	97.8%	98.9%	100.0%	100.0%	94	1.06%	95.7%	37.8%
St Francis Hospital - Bartlett	37	97.3%	100.0%	100.0%	100.0%	100.0%	100.0%	39	2.56%	94.4%	69.2%
St. Thomas Midtown	649	96.0%	98.4%	98.2%	98.8%	99.4%	99.8%	670	2.84%	97.6%	88.8%
Stonecrest Medical Center	104	98.1%	100.0%	96.2%	96.2%	100.0%	100.0%	117	0.85%	97.1%	44.9%
Summit Medical Center	83	96.4%	96.4%	95.2%	95.2%	97.6%	97.6%	85	2.35%	96.3%	48.8%
Sumner Regional Medical Center	63	98.4%	100.0%	100.0%	100.0%	98.4%	98.4%	57	0.00%	100.0%	42.1%
Sweetwater Hospital Assoc	22	100.0%	100.0%	100.0%	100.0%	100.0%	100.0%	17	0.00%	100.0%	58.8%
Takoma Regional Hospital	34	100.0%	100.0%	94.1%	94.1%	100.0%	100.0%	34	0.00%	100.0%	35.3%

\*Reported by birthing facility based on date of BIRTH. Screens could have been performed in a facility other than the birth hospital.

\*\*Reported by submitting facility based on date of COLLECTION of the specimen submitted. Excluded specimens collected < 24 hours of age.

+Reported by submitting facility based on date of COLLECTION of the 1st specimen submitted for an infant. Excluded records missing information on age at collection.

++Reported by submitting facility based on date of COLLECTION. Included initial specimen and repeats. Excluded records missing information on transit time.

-- No births reported. Vanderbilt NICU births were listed under Vanderbilt University Medical Center, Johnson City Medical Center NICU births were listed under Johnson City Medical Center. East Tennessee Children's Hospital and LeBonheur Children's Hospital are not birthing hospitals, therefore, no births were reported.

^ No specimens collected.

# Tennessee Department of Health Newborn Screening Program

Performance Data by Facility  
10/1/2018 - 10/31/2018

Name of Birthing or Submitting Facility	Number of Births*	Critical Congenital Heart Disease (CCHD) Screen (Target 100%)*	CCHD Screen Excluding Deaths, Refusals, Echoed, On O2 and Pre-screen Diagnosis	Hearing Screen (Target 100%)*	Hearing Screen Excluding Deaths and Refusals	Dried Blood Spot (DBS) Screen (Target 100%)*	DBS Screen Excluding Deaths and Refusals	Number of DBS Specimens**	Unsatisfactory DBS Specimen (Target <1%)**	DBS Collected 24-48hrs of Age (Target 100%)+	DBS Transit Time <2 Days from Collection (Target 100%)++
Tennova Healthcare Harton-Tullahoma	45	100.0%	100.0%	97.8%	97.8%	97.8%	97.8%	43	2.33%	94.9%	46.5%
Tennova Healthcare-Clarksville	164	95.1%	98.7%	96.3%	96.9%	100.0%	100.0%	169	3.55%	95.1%	30.3%
Tennova Healthcare-Cleveland	90	96.7%	97.8%	98.9%	98.9%	100.0%	100.0%	81	0.00%	83.8%	69.1%
Tennova Healthcare-Lebanon	41	100.0%	100.0%	97.6%	97.6%	100.0%	100.0%	44	0.00%	100.0%	72.7%
Tennova Physicians Regional Medical Center	155	98.1%	100.0%	98.1%	98.7%	99.4%	100.0%	154	0.00%	98.7%	11.0%
The Farm Midwifery Center	2	100.0%	100.0%	100.0%	100.0%	100.0%	100.0%	1	0.00%	100.0%	0.0%
Ut Medical Center	289	93.1%	99.6%	97.2%	97.9%	99.3%	100.0%	305	1.31%	75.8%	41.6%
Vanderbilt University Hospital-NICU	--	--	--	--	--	--	--	133	2.26%	--	82.3%
Vanderbilt University Medical Center	354	87.9%	98.4%	96.9%	97.4%	99.2%	100.0%	291	0.00%	99.7%	64.2%
Wellmont Bristol Regional Med	67	100.0%	100.0%	100.0%	100.0%	100.0%	100.0%	68	5.88%	97.0%	40.0%
Wellmont Holston Valley Hosp	91	95.6%	100.0%	100.0%	100.0%	100.0%	100.0%	97	2.06%	100.0%	23.7%
West Tennessee Healthcare Dyersburg Hospital	2	100.0%	100.0%	100.0%	100.0%	100.0%	100.0%	38	0.00%	89.5%	87.2%
West Tn Healthcare North Hospital	21	100.0%	100.0%	100.0%	100.0%	100.0%	100.0%	22	0.00%	100.0%	68.2%
West Tn Healthcare Volunteer Hospital	34	94.1%	97.0%	97.1%	97.1%	100.0%	100.0%	32	3.13%	100.0%	71.9%
Williamson Medical Center	114	96.5%	100.0%	99.1%	99.1%	100.0%	100.0%	117	0.85%	98.3%	48.7%

\*Reported by birthing facility based on date of BIRTH. Screens could have been performed in a facility other than the birth hospital.

\*\*Reported by submitting facility based on date of COLLECTION of the specimen submitted. Excluded specimens collected < 24 hours of age.

++Reported by submitting facility based on date of COLLECTION of the 1st specimen submitted for an infant. Excluded records missing information on age at collection.

+++Reported by submitting facility based on date of COLLECTION. Included initial specimen and repeats. Excluded records missing information on transit time.

-- No births reported. Vanderbilt NICU births were listed under Vanderbilt University Medical Center, Johnson City Medical Center NICU births were listed under Johnson City Medical Center. East Tennessee Children's Hospital and LeBonheur Children's Hospital are not birthing hospitals, therefore, no births were reported.

^ No specimens collected.