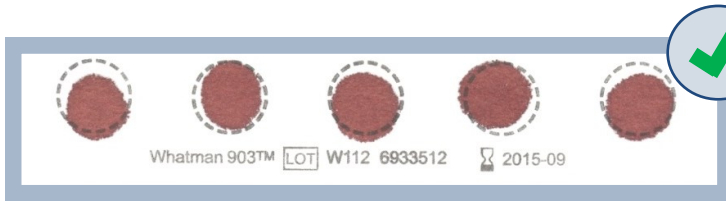


NEWBORN SCREENING UNSATISFACTORY SPECIMEN IDENTIFICATION GUIDE



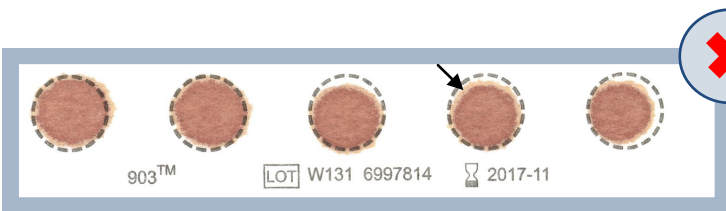
A Satisfactory Specimen Has:

- No contaminations on the filter paper
- All printed circles completely filled with blood that is applied evenly on one side of the filter paper
- No of layering and clots; is soaked through evenly
- Dried for 3 hours on a horizontally level, non-absorbent, open surface



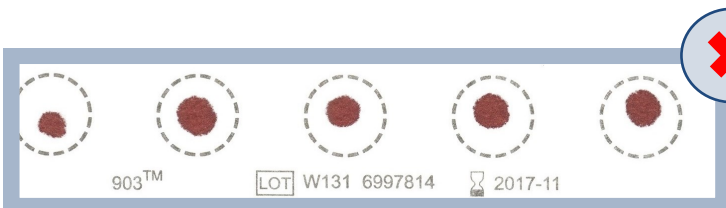
Non Uniform:

- Apply a large, single drop of blood to fill the circle
- Avoid application of blood with a capillary tube/ syringe
- Do not touch the blood drops when they are wet



Cells & Serum Separated:

- Rapidly apply the drop of blood onto the card
- Make sure the puncture site is dry after wiping with alcohol
- Avoid excessive squeezing at the puncture site
- Do not use a capillary tube/syringe




Quantity Not Sufficient:

- The drops of blood are too small
- Allow a large drop of blood to form before allowing it to touch the card
- Proper lancet use during collection
- Do not use blood from a capillary tube/syringe



Blood Clotted:

- Ensure proper puncture methods
- Do not allow time for a blood drop to form
- Do not use a capillary tube to distribute blood drops



Avoid Altered Paper:

- Do not use a capillary tube/syringe to apply blood to the filter card
- Avoid contact with the blood spot while it is wet
- Keep the infant's heel from pressing card during collection
- Store filter cards on their side in a cool, clean, and dry place

NEWBORN SCREENING UNSATISFACTORY SPECIMEN IDENTIFICATION GUIDE



Blood on Both Sides of Filter Paper Cards:

- Can be avoided by only applying blood to one side of the card
- Blood can be applied to either side, but it must be consistent throughout the collection process



Contaminated Specimen:

- Do not touch the blood drops when they are wet
- Wear powder free gloves during collection
- Avoid use of hand creams or lotions
- Make sure the puncture site is dry after wiping with alcohol



Incomplete Information on Specimen:

- Occurs when the information on the card is not completed
- Examples are: date of birth, time of birth, transfusion date, etc.
- To avoid this, be sure to complete all areas of the form legibly and accurately



Poly Bag Mailing:

- Specimens received in a sealed poly bag, plastic zip lock bag, plastic envelope or shipping bag
- Do not use any type of plastic bag or material for mailing the specimen
- Only use paper envelopes for mailing



Supersaturated:

- The drops of blood are too large and overlap or touch one another
- Can occur if the filter card is pressed against the puncture site or the blood is dropped in very large drops from a capillary tube
- To avoid this, do not drop blood drops on top of each other, let blood spots touch, or use a capillary tube to distribute blood drops



>10 Days:

- Specimen was received in the laboratory greater than 10 days after the date of collection
- Use the proper transit method to ensure prompt delivery of specimens
- Mail specimens using the provided courier service within 24 hours of collection



Inaccurate Information on Specimen:

- Information on the collection form is not correct
- This can be avoided by using caution when completing the cards and checking all information for accuracy.



Heated Filter Paper Cards:

- Can be caused by use of heat as a drying method, long transit times, and/or humidity
- *Do not use heat to dry specimens*
- Be sure to allow specimens to dry for at least 3 hours

Newborn Screening Program Contact Information

Follow-Up: 615-532-8462
nbs.health@tn.gov

Laboratory: 615-262-6300
LabNBS.Health@tn.gov

