



# 2024 State of Health in Tennessee

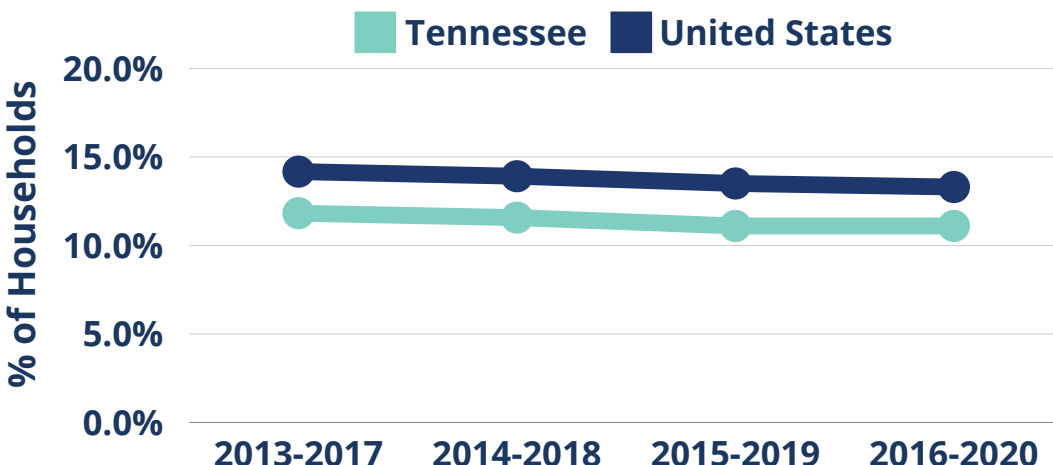
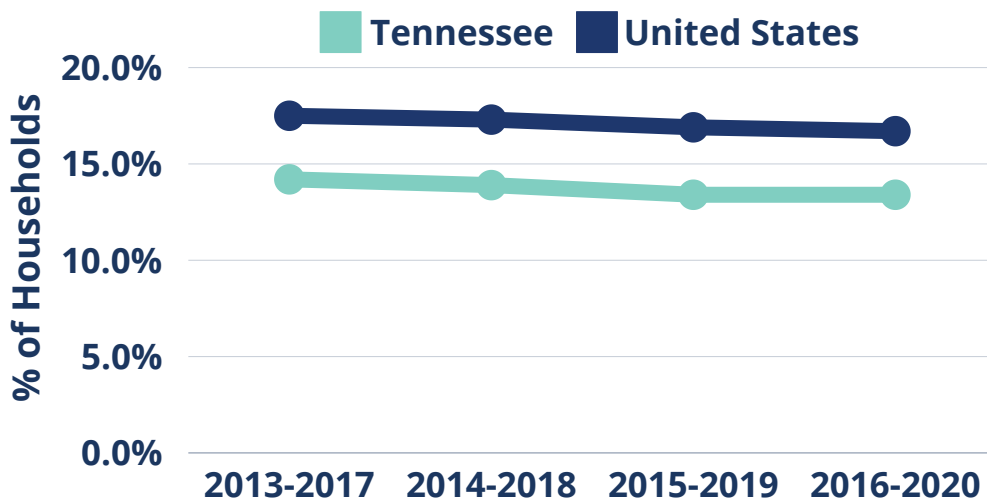
## A HEALTHY ENVIRONMENT : Housing



"No amount of health care can substitute for stable housing."  
- National Health Care for the Homeless Council

### Severe Housing Problems

Percentage of households with at least 1 of 4 housing problems: overcrowding, high housing costs, lack of kitchen facilities, or lack of plumbing facilities.



### Severe Housing Cost Burden

Percentage of households that spend 50% or more of their household income on housing.

In 2023, more than **9,215** Tennesseans were experiencing homelessness.



In 2023, 68% of Tennessee's population had adequate access to parks and greenways.



# 2024 State of Health in Tennessee

## A HEALTHY ENVIRONMENT : Broadband

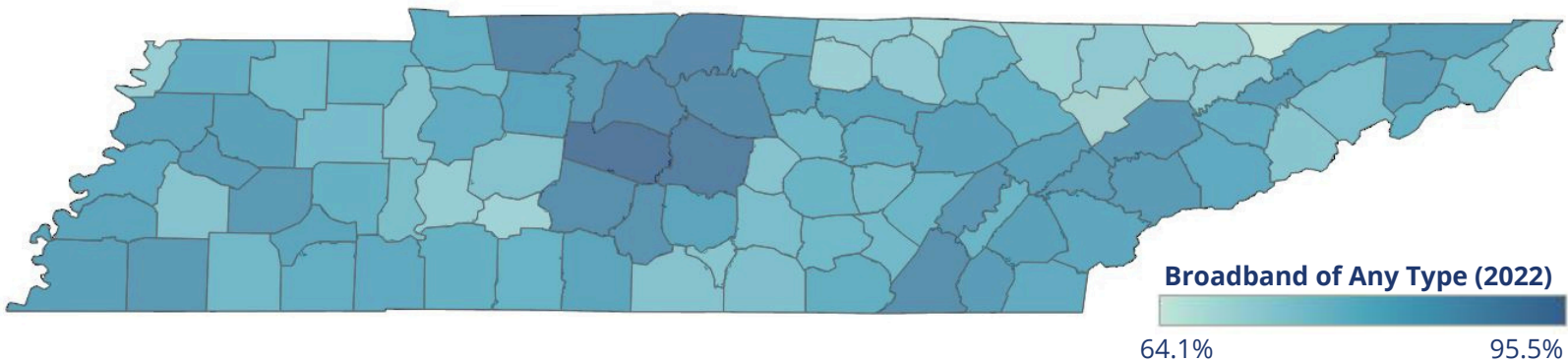
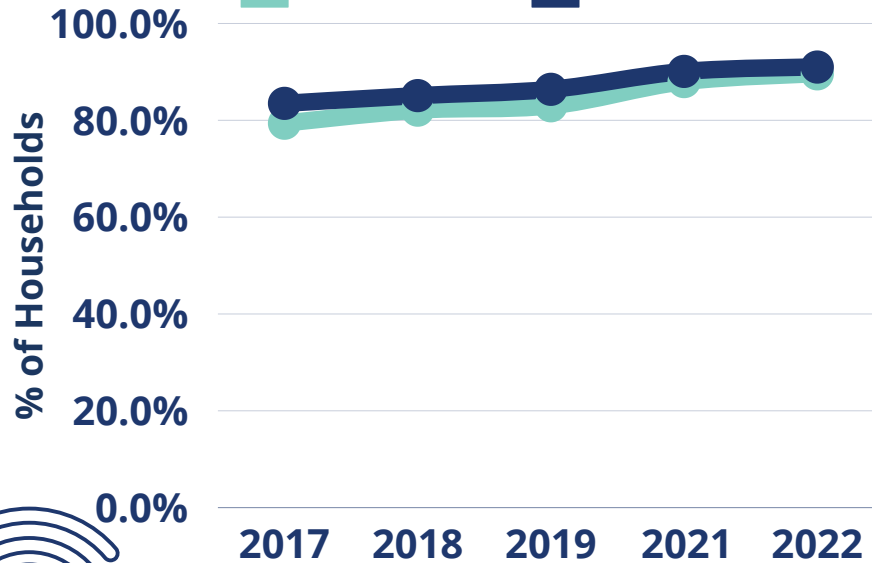
### Broadband

Percentage of households with broadband internet connection.

Broadband access is necessary for accessing everything from educational classes, job opportunities, and telehealth appointments to staying connected with family and friends. Broadband access in Tennessee has been increasing in recent years.

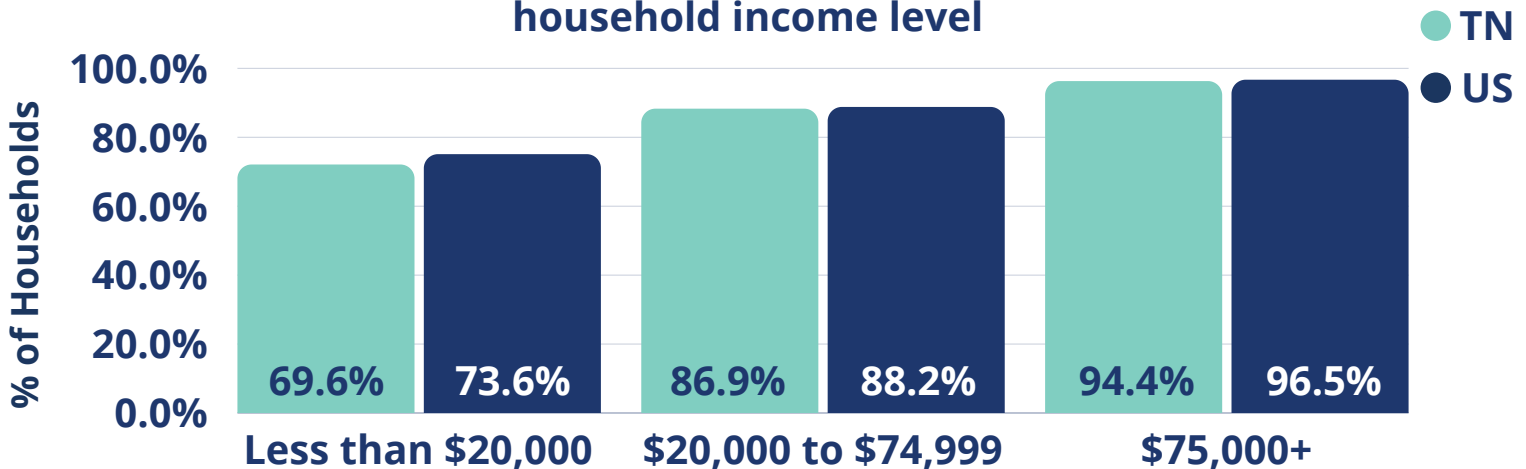


Tennessee United States



### Broadband in TN by Income level

Percentage of households with broadband internet connection in 2022 by household income level



For more information on the State of Health in Tennessee and the State Health Plan, visit <http://health.tn.gov/shp>





# 2024 State of Health in Tennessee

## A HEALTHY ENVIRONMENT : Transportation

While in Tennessee access to a vehicle is largely needed to get from one place to another, relying on a personal vehicle can have negative impacts on the environment by increasing carbon emissions as well as negative effects on individual health.

In 2023 in Tennessee,

# 36%

of census tracts were considered **Transportation Disadvantaged Communities**.

These communities, identified using data evaluating social vulnerability, risk and other factors, spend more and take longer to get where they need to go.

### How safe are TN roads?

Total number of persons fatally or seriously injured in vehicle crashes in Tennessee

2023

7,405

2022

7,196



Driving alone to work and having a long commute can impact health by decreasing physical activity and increasing the risk of health conditions such as depression, obesity, and hypertension.



In 2022,

2.2%

4.4%

of workers 16+ had no access to a vehicle

&

75.0%

68.7%

of workers 16+ were driving alone to work

&

36.0%

36.3%

of those driving alone had a long commute



# 2024 State of Health in Tennessee

## A HEALTHY ENVIRONMENT : Social Cohesion

Individuals living in a socially cohesive community experience trust, solidarity, connectedness, and a sense of belonging with one another. As a result, these communities experience more positive health outcomes including everything from lower rates of frailty in older adults to increased physical activity.

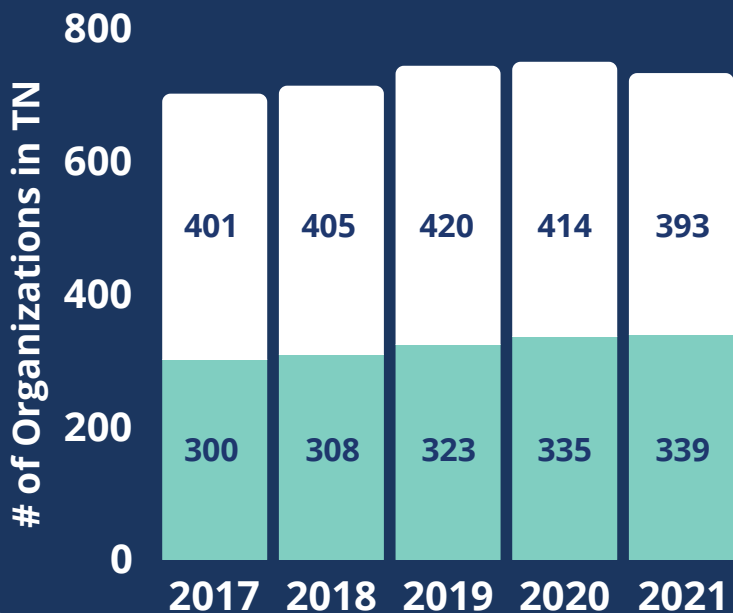
Community engagement is increased in areas where there is a high presence of civic and social advocacy organizations.

### Social advocacy organizations:

- community action & advocacy
- human rights advocacy
- wildlife preservation

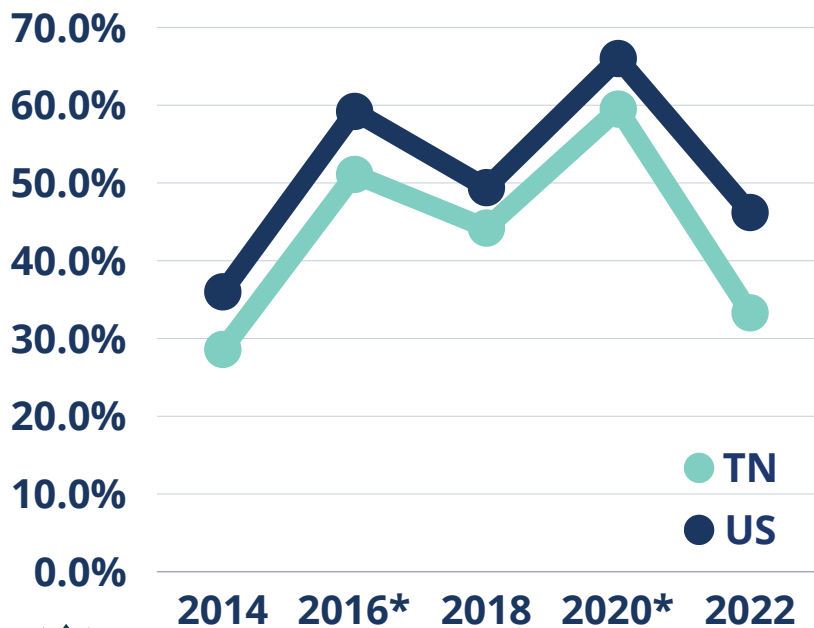
### Civic organizations:

- parent-teacher or associations
- alumni associations
- veterans' organizations
- ethnic associations



### Voter Participation

Percentage of voting-eligible population in the state participating in the highest office election.



\*Presidential Election Year

In 2021,

# 23.8%

of adults in Tennessee **volunteered** in their communities, compared to 23.2% in the United States.



# 2024 State of Health in Tennessee

## A HEALTHY ENVIRONMENT : Water & Air

The CDC's Environmental Public Health Tracking Tool maps multiple environmental health factors including air and water quality.



**0.5%**

of Tennesseans were served by a community water system with a drinking water violation in 2021, compared to 0.8% in the United States.

In addition to maintaining water quality standards, the addition of fluoride into community water systems improves oral health and "is the most effective and economical way to prevent tooth decay for all ages."

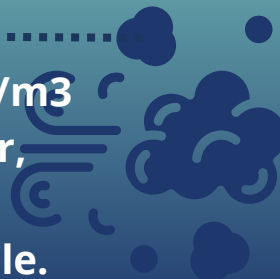
**88.7%**

of Tennessee's population is served by community water systems receiving fluoridated water.



Particulate matter (PM) includes droplets or particles such as dust, dirt, and soot existing in the air that may or may not be visible. Inhalation of PM can lead to serious health problems or worsen existing issues such as asthma.

In 2019, Tennessee's annual average of PM 2.5 was 7.6  $\mu\text{g}/\text{m}^3$  and therefore met the standard of  $< 12 \mu\text{g}/\text{m}^3$ . However, because air pollution and quality vary significantly by location, data should be used more locally where available.





# 2024 State of Health in Tennessee

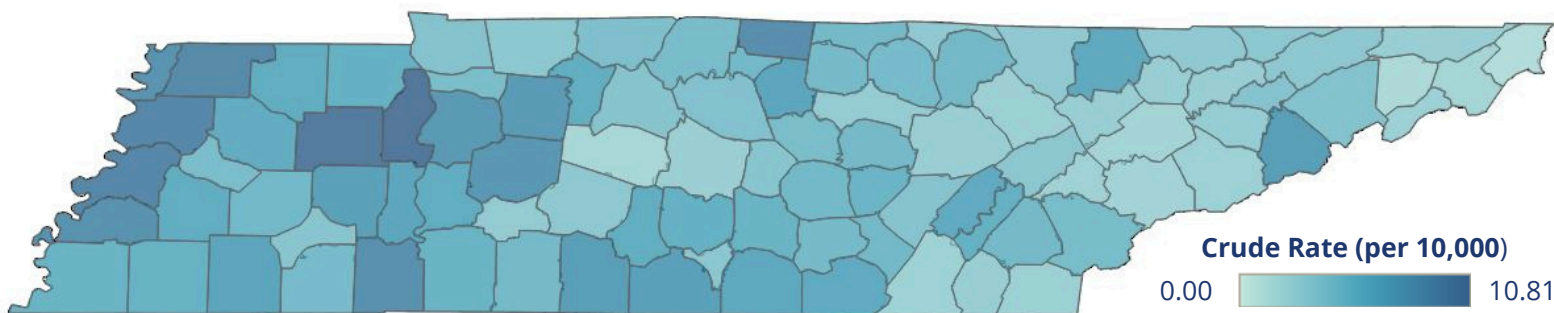
## A HEALTHY ENVIRONMENT : Heat-Related Illness

In the U.S. heat-related weather events cause more fatalities annually than any other weather-related event including floods and tornados. As temperatures rise globally, heat-related deaths and illnesses will increase particularly for vulnerable populations such as pregnant women, children, and older adults. Increased rates of heat-related illness can impact community health care capacity.

### Heat-Related Emergency Department Visits

**Rate of heat-related ED visits per 10,000 persons in Tennessee from 2016-2020.**

Heat-related ED visits were highest among working aged adults. Preventing heat-related illnesses is especially important for individuals who work outside and may have prolonged exposure to heat.



### Heat-Related Hospitalizations

**Rate of heat-related hospitalizations per 10,000 persons in Tennessee from 2016-2020.**

Heat-related hospitalizations were highest among older adults.

