



Trends in Key Substance Use Indicators

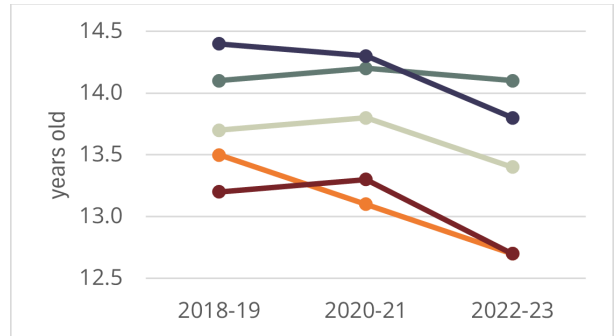
The Tennessee Together Student Survey is in its third bi-annual administration to public school students in 8th, 10th and 12th grade.

The survey measured youth behaviors, attitudes and social norms related to alcohol, tobacco, and other drug use, including the misuse of prescription medications.

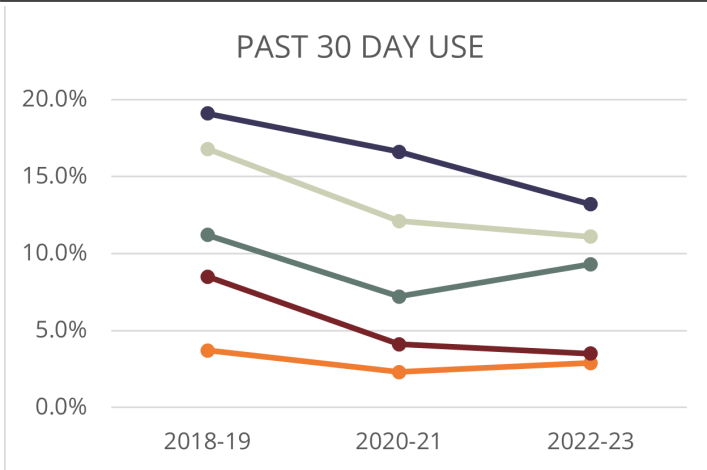
AGE OF INITIATION

With the exception of marijuana, students are initiating substance use at an **earlier age.**

● Marijuana
● Vaping Nicotine
● Alcohol
● Cigarettes and Tobacco
● Prescription Drug



PAST 30-DAY USE

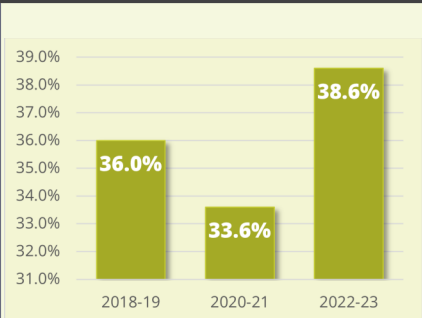


The past 30-day use of **alcohol, tobacco, and nicotine** have all declined over time.

The prevalence of **marijuana and prescription drug use** fell between 2018-19 and 2020-21, and later increased from 2020-21 to 2022-23.

	2018-19	2020-21	2022-23
● Vaping Nicotine	19.1%	16.6%	13.2%
● Alcohol	16.8%	12.1%	11.1%
● Marijuana	11.2%	7.2%	9.3%
● Cigarettes and Tobacco	8.5%	4.1%	3.5%
● Prescription Drug	3.7%	2.3%	2.9%

PARENT COMMUNICATION

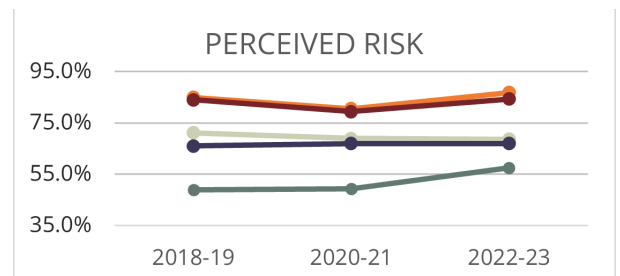


More students are talking about prescription drug use with their parents or family members. (7.2% increase from 2018-19 to 2022-23)

PERCEIVED RISK

More students over time perceive a 'moderate' or 'great risk' associated with marijuana use and prescription drug use.

Perceptions of risk for other substances have remained more stable.



	2018-19	2020-21	2022-23
● Prescription Drug misuse	84.9%	80.5%	86.8%
● Smoking one or more packs of cigarettes per day	84.0%	79.4%	84.3%
● Drinking one or two drinks nearly every day	71.1%	68.9%	68.6%
● Vaping Nicotine	66.0%	66.9%	66.9%
● Trying marijuana once or twice	48.9%	49.3%	57.4%