



Opioid Abatement Council Meeting

June 18, 2024

9:00am – 1:00pm CT

CMI, Inc. Top Floor, Conference Room Memphis, TN

Opioid Abatement Council Meeting

- Thank you for joining the Council meeting
- We are recording the meeting
- The meeting will begin at 9:00CT

Attending Virtually?

- If you are **Guest**, please turn off your camera and mute yourself
- If you are a **Council member**, please leave your camera on and mute yourself

Introductions & Gratitude

- **Dr. Stephen Loyd** – Chair, Opioid Abatement Council
- **Matt Yancey**– Deputy Commissioner, Tennessee Department of Mental Health and Substance Abuse Services

Introductions

- Mary Shelton, Executive Director
- Sejal West, Deputy Director
- J.P. Urban, Attorney General's Office
- Sam Boukli, OAC Advising Attorney, TDMHSAS
- Elizabeth Rickman-Vaden, Grants Program Director

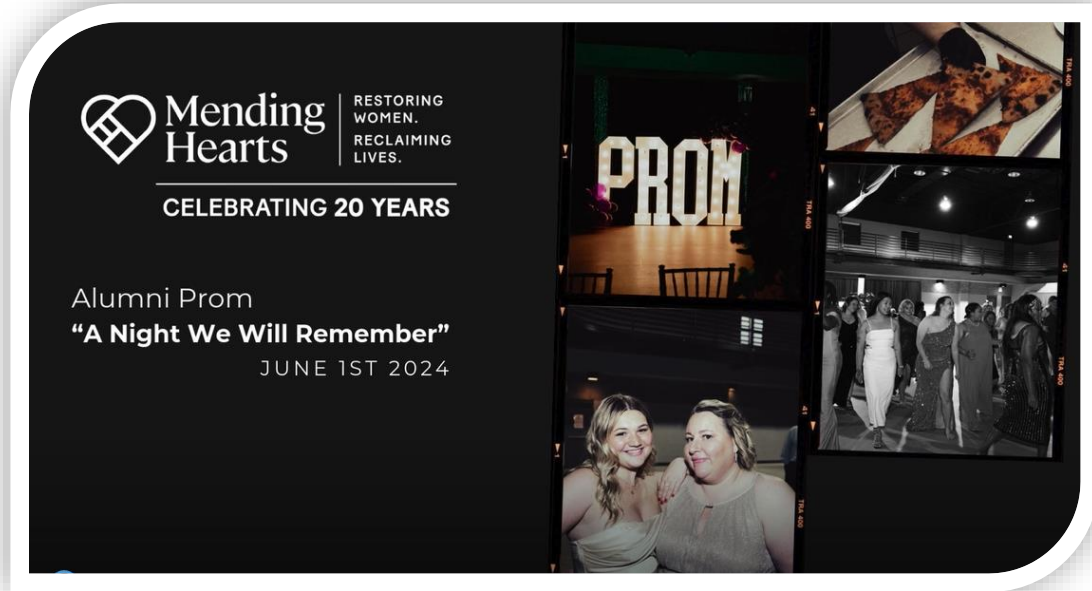
Review & Approval of Minutes

- Dr. Stephen Loyd

Minutes from:

- September 30, 2022
 - Revised and corrected attendee list
- February 22, 2024
 - Revised and corrected missing motion
- March 18, 2024
- April 25, 2024

Our Why



Mending
Hearts

RESTORING
WOMEN.
RECLAIMING
LIVES.

CELEBRATING 20 YEARS

Alumni Prom
"A Night We Will Remember"
JUNE 1ST 2024

Our Why



The logo consists of a red square containing the white letters 'TN' in a serif font. Below the red square is a thin white horizontal line, and below that is a dark blue horizontal bar.

TN

OAC Office Staffing Updates

OAC Staffing Updates

- Hiring for the two (2) Accountant 3 positions
 - Will serve as fiscal monitors for the Community Grants
- Hiring for the Policy Analyst position



TN

Fiscal Update

Opioid Abatement Trust Fund

- Each meeting, the OAC Office will share the current monthly Opioid Abatement Trust Fund Statement
- Please note that the information is current to date the statement was created

April Opioid Abatement Trust Fund Balance

Opioid Abatement Fund Activity	
As of the Period Ended April 2024	
Description	Cash
McKinsey Deposit 3.31.2021	12,613,210.59
McKinsey Deposit 4.19.2022	651,080.54
Distributor Settlement 8.12.2022 - AmerisourceBergen Drug Corp., McKesson Corp., Cardinal Health, Inc. and AmerisourceBergen Corp.	14,914,621.88
Distributor Settlement 10.17.2022 - AmerisourceBergen Drug Corp., McKesson Corp., Cardinal Health, Inc. and AmerisourceBergen Corp.	15,674,540.42
Distributor Settlement 11.22.2022 - Janssen	59,709,854.06
Distributor Settlement 2.09.2023 - Mallinckrodt	4,112,865.67
McKinsey Deposit 4.03.2023	651,080.54
Distributor Settlement 8.16.23 - AmerisourceBergen Drug Corp., McKesson Corp., Cardinal Health, Inc. and AmerisourceBergen Corp.	15,674,540.42
Distributor Settlement 11.09.23 - Mallinckrodt	4,838,665.50
AmerisourceBergen Drug Corp.	8,635,214.64
Walmart Payment 1 3.15.24	50,466,781.27
Walgreens Payment 1 3.15.24	7,477,216.05
Walgreens Payment 2 3.15.24	4,935,462.14
CVS Payment 1 3.15.24	6,373,191.60
Allergan Payment 1 3.15.24	5,730,194.43
Teva Payment 1 3.15.24	5,178,688.17
McKinsey Deposit 4.03.24	651,080.54
Publicis Health 4.19.24	9,220,345.92
FY 22 Interest Earned	27,134.50
FY 23 Interest Earned	2,847,782.95
FY24 Interest Earned	3,865,412.17
County Distributions	(62,498,376.32)
Departmental Expenditures Reimbursed by Opioid Abatement Fund	(958,475.99)
Totals	170,792,111.69

Fund	Account	Descr	Combined	
20044	10000000	Equity in Treasurer Cash	171,200,087.51	
20044	33000000	Accounts Payable to Counties	(407,975.82)	This amount is included in the county distributions, but they had not been paid as of 4/30/24.
20044	34000101	Opioid Abatement_LIAB	0.00	
11000	7xxxxxxx	33918 Departmental Expenses Not Reimbursed by Opioid Abatement Fund	31,445.69	
		Net Cash Available	170,823,557.38	
<p>Note: This is normally a negative amount. Journal voucher to reimburse general fund for admin expenses was overstated causing an overpayment of \$31,445.69. This amount will be included in the calculation of the period 11 journal voucher.</p>				



Travel Claims for Memphis meeting

- Please submit your hotel receipts and completed travel claim to opioid.abatement@tn.gov
- The end of the Fiscal Year is Sunday, June 30 and all travel claims must be approved by EOD Friday, June 28
- There are blank travel claims in the binders. Please complete the highlighted areas and sign before leaving the meeting.



TN

Comptroller's Performance Audit

Comptroller's Performance Audit Updates

Preliminary Feedback

- The Auditors gave permission to share this information but it subject to change during the review of the report. The information is not final.
- A final report will be sent to the Office and Council.
- **Issue:** not in report
- **Observation:** in the report
- **Finding:** requires a Corrective Action Plan

Comptroller's Preliminary Feedback

Feedback level	Details
Issue	Commissioner Williams was not listed as ex officio member in minutes
Issue	Incorrect term dates on the Oaths of Office
Issue	First meeting minutes didn't reference the virtual option
Observation	February 22, 2024 meeting minutes didn't include 13 mins of discussion and a motion
Observation	Inconsistency on how to treat interest/ department expenses when calculating county payments
Finding	Lack of policy and procedures

Opioid Abatement Council's Performance Hearing

- October 15, 2024
- 9:00CT
- Cordell Hull Building

All are invited to attend

The hearing will most likely be live streamed. TBD

The logo consists of a red square containing the white letters 'TN' in a bold, serif font. Below the red square is a thin white horizontal line, and below that is a dark blue horizontal bar. A small registered trademark symbol (®) is located at the bottom right corner of the dark blue bar.

TN

OAC Member Terms

Governor Lee's Appointees

- OAC Members who were appointed by Governor Lee:
 - Stephen Loyd
 - Clay Jackson
 - Armando Fontes
 - Mike Flynn
- Governor appointees serve a 3-year term
- Each member's term is noted on their bio on the OAC website

Governor Lee's Appointees

- All four OAC members have requested to serve another 3-year term
- The OAC Office has sent this request to the Governor's Office for review
- The Governor's Office plans to have a response from Governor Lee by July or August
- The Governor's Office hopes the 4 members will continue to serve during the appointment process

The logo consists of a red square containing the white letters 'TN' in a serif font. Below the red square is a thin dark blue horizontal bar.

TN

**Community Advocacy &
Outreach**

Community Advocacy & Outreach

- During the **March 18, 2024** OAC meeting, several family members of individuals who passed away due to opioid use disorder spoke during public comment about their loved one's living experiences.
- There was a public comment from a guest in attendance requesting the Council to consider including families with living experiences of opioid use disorder as a part of the Council in some facet.
- The Council Office currently has hosted three (3) Town Hall meetings lead by Dr. Loyd that provided opportunities for the community to become more engaged in the work of the Council and communicate the gaps in the service delivery system.



Proposed Community Advocacy Panel (CAP)

- The Council Office proposes to develop a Community Advocacy Panel (CAP) composed of individuals and family members with living experiences of opioid use disorder that would provide **recommendations** to help improve outcomes of initiatives set by the Council.
- Proposed working structure for the Community Advocacy Panel:
 - Members will have **no** decision-making authority.
 - The Council Office proposes the CAP have sixteen (16) members across the state: two (2) members from each of the state's seven (7) Planning and Policy Regions and two (2) members represented from organizations which is consistent with other state councils. (**ex: National Alliance on Mental Illness; Tennessee Association for Alcohol, Drug and Other Addiction Services; Tennessee Association for Mental Health Organizations**)
 - There will be a selection process for those who receive a referral to serve.
 - Members will meet quarterly in a virtual format.
 - Members will be provided onboarding. (**ex: purpose, structure, expectations, etc.**)
- If Council approves the development of the Community Advocacy Panel, Council staff will begin developing the proposal for approval.

Discussion & Decision Point

- Do we have a motion for approving a process to develop a community advocacy and outreach program?

**Motion
&
Council Vote**



TN

SAS & County Funding Updates

SAS/TN Opioid Abatement Council Project Update

June 18th, 2024

Matt Martell, Project Manager

Joseph Dunlop, Lead Analytical Consultant



No PII/PHI Notice

Note: The data included in both this presentation and any on screen demos is publicly available and does not include any PII/PHI.

Agenda

- County Level Reporting Overview and Demo
- Upcoming Efforts
 - Fatal / Non-Fatal Overdose Model
 - Grant Reporting
- Why Do This Work?

County Level Reporting

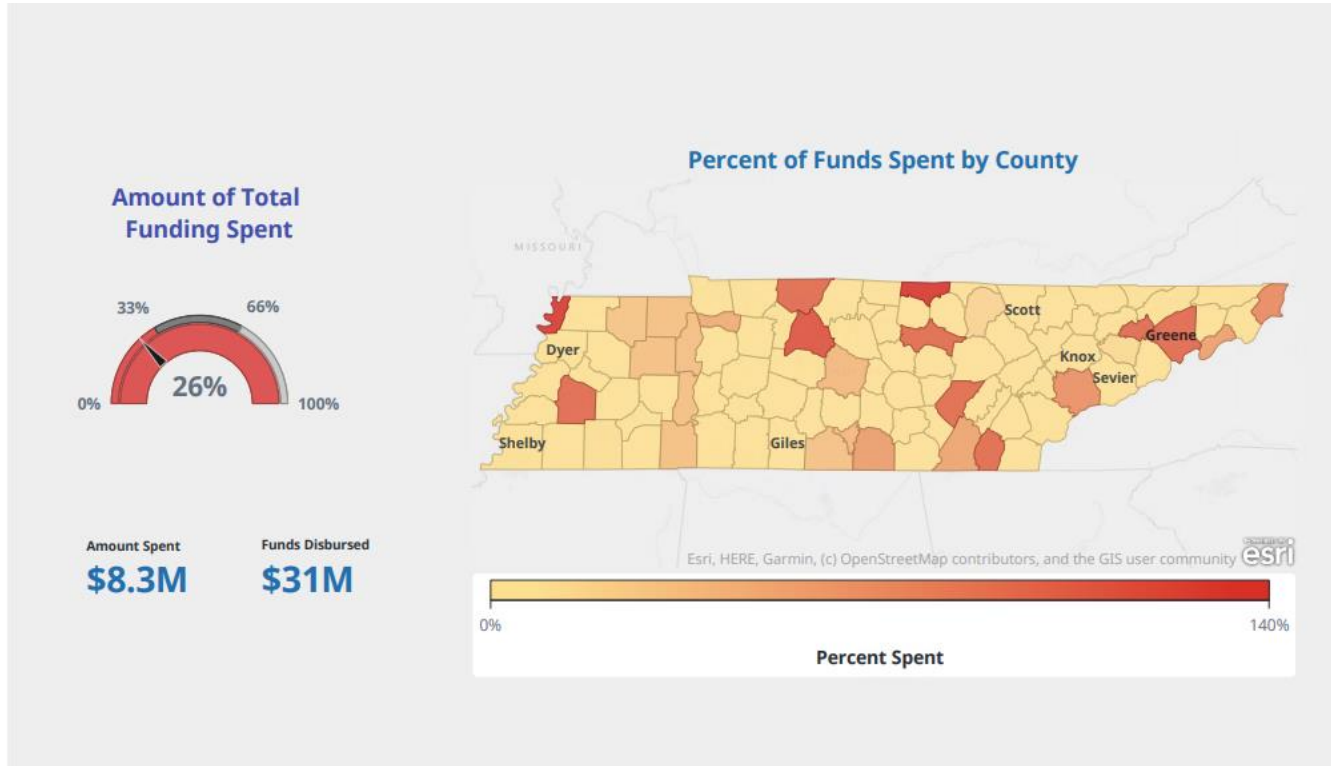
County Level Reporting

Overview

- **Objective:** Visual Data Dashboard on county-level disbursement, allocation, and spend of state provided funding. Data will be updated as annual and semi-annual allocations are made available.
- **Data Sources:**
 - County Fund Disbursements
 - County Semi-Annual Reports
- **Output:**
 - Interactive dashboard within SAS Visual Analytics that allows TN OAC users to perform data exploration and analysis on county data.
 - Dashboards are dynamic to view data slices of spend by county and year.
 - Static PDF Output for distribution and circulation as determined by the TN OAC.

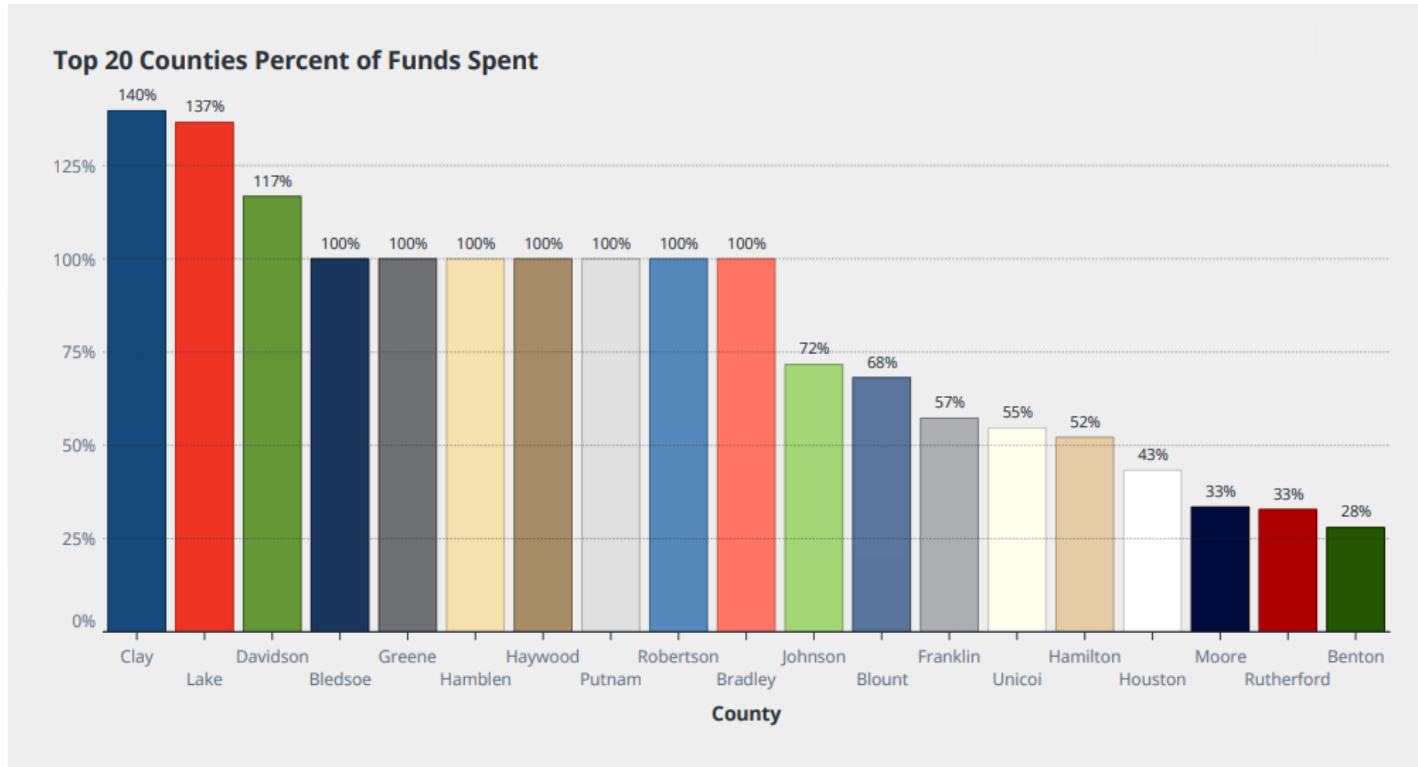
County Level Report Demo

Statewide View



County Level Report Demo

Top 20 Counties by Percent of Funds Spent



County Level Report Demo

Tabular Detailed View

County ▲	Funds Disbursed	Amount Allocated	Percent Allocated	Amount Spent	Percent Spent	Year
Anderson	\$425,159.28	\$0.00	0.00%	\$0.00	0.00%	2023
Bedford	\$224,617.91	\$0.00	0.00%	\$0.00	0.00%	2023
Benton	\$80,407.37	\$22,500.00	27.98%	\$22,500.00	27.98%	2023
Bledsoe	\$69,943.58	\$69,943.58	100.00%	\$69,943.58	100.00%	2023
Blount	\$645,269.14	\$439,877.39	68.17%	\$439,877.39	68.17%	2023
Bradley	\$460,332.09	\$460,332.00	100.00%	\$460,332.00	100.00%	2023
Campbell	\$235,452.32	\$0.00	0.00%	\$0.00	0.00%	2023
Cannon	\$88,943.16	\$0.00	0.00%	\$0.00	0.00%	2023
Carroll	\$120,839.64	\$33,499.00	27.72%	\$33,499.00	27.72%	2023
Carter	\$255,604.99	\$0.00	0.00%	\$0.00	0.00%	2023
Cheatham	\$290,618.82	\$0.00	0.00%	\$0.00	0.00%	2023
Chester	\$68,026.24	\$0.00	0.00%	\$0.00	0.00%	2023
Claiborne	\$170,037.35	\$0.00	0.00%	\$0.00	0.00%	2023
Clay	\$43,876.41	\$43,876.41	100.00%	\$61,288.50	139.68%	2023
Cocke	\$202,800.72	\$0.00	0.00%	\$0.00	0.00%	2023
Coffee	\$292,030.12	\$0.00	0.00%	\$0.00	0.00%	2023
Crockett	\$52,023.89	\$0.00	0.00%	\$0.00	0.00%	2023
Cumberland	\$294,694.36	\$0.00	0.00%	\$0.00	0.00%	2023
Davidson	\$3,425,336.82	\$3,425,336.82	100.00%	\$4,000,000.00	116.78%	2023

Upcoming Efforts

Upcoming Efforts

Remaining Work

Fatal/Non-Fatal Model

- **Objective:**
 - Analytical Predictive Model set to analyze fatal and non-fatal Overdoses for TN Counties.
- **Data:**
 - Publicly available reference datasets including Census, CDC, and TN DOH data.
- **Output:**
 - Interactive Visual Dashboard that displays model outcomes and allows users to manipulate results.

Grant Reporting

- **Objective:**
 - Analytical Dashboard for county-level disbursement, allocation, and spend of state provided funding.
- **Data:**
 - Grant Disbursements
 - Grant Spend
- **Output:**
 - Interactive Visual Dashboard on grant reporting showing disbursement, allocation, and spend of grant funding.

Upcoming Efforts

Project Schedule

Completed

In progress

Item	May	June	July	August	September
Fatal / Non-Fatal Model					
Requirements					
Model Development	Completed				
Dashboard Development		In progress			
QA/UAT			In progress		
Release			In progress	August 15th	
County Grant Reporting				In progress	
Requirements				In progress	
Development				In progress	
QA/UAT					
Release			In progress		Sept 3rd
				In progress	
					In progress

Note: Timelines dependent on source data availability.

Why Do This Work?

- With the insights of these models and analyses, the Council will be able to establish baseline metrics and better understand some of the underlying factors driving Tennessee's opioid/SUD numbers and can better prioritize funding toward appropriate prevention, education, harm reduction, treatment, and recovery programs.
- This work will also serve as a resource for the Executive Director and staff in providing key information and analytic capacity to support efficient and effective grant review and funding decisions.
- Additionally, through reporting and visualizations, this work continues with the OAC's priority of transparency. This work also lays the early foundation the Council can use to track changes in baseline metric trends to better understand impact and outcomes of overarching funding decisions.

Thank you!





TN

2024 Community Grants - Updates

2024 Community Grants Award Timeline

- **Target Contract Start Date July 1, 2024**
- **March – Grant awards approved by OAC**
 - 116 awards; 85 distinct organizations
 - approximately \$81million year 1
 - approximately \$231 over 3 years
- **April - Contract templates approved by OAC**
- **May - Grantees contacted by Grants Analysts to begin contracting process**
 - Grantees to provide Edison ID numbers
 - Grantees to review draft contract and provide needed information
 - Grantees to provide detail budgets
- **June – Ongoing current efforts**
 - Continued consultations, support, and assistance to grantees
 - Enter all agency budgets and contract information in BCMS
 - Working w/ F&A to make Edison changes
 - Edison training for contract uploads w/ plans to upload into Edison late June

Contracting Updates

2024 OAC Community Grants Contracting Updates		
Award Descriptions	#'s	Percentages
Total Awards	116	-
Withdrawn Awards	1	-
Edison IDs Confirmed	85	100%
Grantee Budgets Received	110	95.6%
Budgets Entered Into BCMS	101	88%
Contracts Requested in BCMS	0	-
Contracts Approved in BCMS	0	-
Contracts to Grantee for Signature	0	-
Contracts to ED for Signature	0	-
Contracts in Edison	0	-
Fully Executed Contracts	0	-

Target Date for First Payments

- The OAC Office is targeting **August 2024** for the first payments to the Grantees
- This is dependent upon completing all the required contracting and fiscal steps
- No payments will be disbursed to a Grantee until the agency contract is signed and executed

What We Are Hearing from the Community

- Concerns that the **funding was not equitably distributed across the state – particularly absent in West TN**. Members have expressed that the review process itself should be openly reviewed and potentially altered to ensure that the process can more evenly support projects across the state.
- There was some discussion of how **the funded projects overlapped and either competed with each other or complemented each other**. Members wondered if there would be future emphasis on how any projects that were funded ‘fit’ in the already funded service delivery system. Also, when projects were evaluating their effects, some seemed to overlap in ways that you wouldn’t be able to discern which project had the most impact.
- There was **some note of the conflicts of interest**. Though these **were obviously stated and very transparently documented**, TAADAS folks questioned if the members of the council who had projects submitted for funding or who intended to be involved as a subcontractor, shouldn’t have been reviewed differently. Council members reviewing their colleagues’ proposals could still be cause for bias.



2024 Community Grant Applications

Total Applications received by Grand Division (all 386)						
Division	# of apps	Percentage of Total Apps	Total Funding	Percentage of total funding	Year 1 Funding	Percentage of Year 1 Funding
East	147	38%	\$222,702,208.35	31%	\$86,420,915.70	28.7%
Middle	182	47%	\$421,845,243.85	58%	\$176,792,079.65	58.7%
West	57	15%	\$81,129,839.77	11%	\$38,208,531.66	12.7%
Totals	386		\$725,677,291.97		\$301,421,527.01	

Funded Applications by Grand Division (116 apps)						
Division	# of apps	Percentage of Apps Funded	Total Funding	Percentage of total funding	Year 1 Funding	Percentage of Year 1 Funding
East	50	43%	\$113,873,694.02	49%	\$36,828,364.49	46%
Middle	59	51%	\$106,835,470.27	46%	\$38,877,956.27	48%
West	7	6%	\$9,601,537.80	4%	\$5,229,737.00	6%
Totals	116		\$230,310,702.09		\$80,936,057.76	

Total Funded Applications (116 apps)				
Division	# of apps	% of apps	Year 1 Funding	Percentage of Funding
East	48	41%	\$36,388,946.46	45%
Middle	33	28%	\$24,094,225.84	30%
West	6	5%	\$2,229,737.00	3%
Statewide	29	25%	\$18,223,148.46	23%
Totals	116		\$80,936,057.76	100%

The logo consists of a red square containing the white letters 'TN' in a serif font. Below the red square is a thin dark blue horizontal bar. A registered trademark symbol (®) is located at the bottom right corner of the blue bar.

TN

Preview: Community Grant Monitoring

Community Grant Monitoring

- Program Monitoring
- Fiscal Monitoring
 - To be created:
 - Monitoring plan based on risk assessment
 - Monitoring tools
 - Template to report information to OAC
- Outcomes Reporting

Outcomes Reporting Plan

Level	Measure	Number of Measures	Reporting Frequency
Statewide Population Health	Opioid Overdose – fatal and non-fatal (TDOH)	2	Annual
Strategy	Process	2 (min)	Semiannual
Grantee	Performance	1	Semiannual

Outcomes Reporting Plan

Community Grants Outcomes Reporting Plan

An essential component to the Semiannual Report, which is a requirement stated in the Community Grant contract, is reporting on outcomes of the projects. Each Grantee submitted ideas for measuring the impact of the project in the grant application:

- How will your organization measure the success of the project?
- What outcomes will you track and what will be the frequency of assessment?

The OAC Office has designed a Community Grants Outcomes Reporting Plan. It is time for the Grantees to finalize the outcome measures for the projects and send those to the OAC Office.

The Grantee will complete Step #1 of the Template. Please save the file to your computer and name it with an identifying name.

Please find the Plan, the Template and the Remediation List at the link below.

The Template is due to OAC.Grantees@tn.gov by September 15, 2024.



Outcome Measures Worksheet

Instructions	Tennessee Opioid Abatement Council	Outcome Measures Worksheet	2024-2025 Community Grant Cycle				
Instructions for Step #1	To assist with determining the effectiveness of the Tennessee Opioid Abatement Council's funded Community Grants, each Grantee will complete Outcome Measures Worksheet Step #1 by September 15, 2024 . Please submit to DAC.Grantees@tn.gov . The Grantee will identify a minimum of TWO Process Measures and ONE Performance Measure for reporting to the Tennessee Opioid Abatement Council. (The Grantee may collect information and data on multiple Performance Measures, but only ONE will be submitted to the DAC for review.) The information entered into this template will be included in publicly available Opioid Abatement Council reports and documents. ***Please note - this worksheet is NOT locked. Please only edit the areas for the Grantee. Thank you.***						
Instructions for Step #2	Step #2 of this Outcome Measures Worksheet is due to the Opioid Abatement Council (DAC.Grantees@tn.gov) with each Semiannual report through each approved funding cycle. The Grantee will populate the fields which are white in color. For technical assistance or for questions about this worksheet, please contact tnaoe.grant@tn.gov						
Step #1	Step #1: Populate the white boxes below. Stop at Step #2.						
Grantee populates	Grantee Name:	Project Strategy (choose from list):		Project Name:			
Grantee populates	Date Completed:	Contact Name:		Contact Email:			
Outcome measure questions to be answered to determine the measure	<i>Opioid Abatement Strategy</i> What is the primary strategy for this Grant?	<i>Remediation List</i> What is the remediation element associated with the IDENTIFY ONE (1) Remediation List element from the Proposal which drives the Performance Measure. [Select from Remediation List tab 1]	<i>Grantee Measure of Success</i> How will your organization measure the success of the project?	<i>Grantee Application Narrative</i> What outcome will you track? What will be the frequency of the reporting?	<i>Grantee Process Measures</i> How much did you do?	<i>Grantee Performance Measure</i> How well did you do it?	<i>Grantee Performance Measure Data</i> Is anyone better off?
Instructions for the boxes below	Select the primary strategy for this Grant [Please select ONE (1) strategy - select from list]	Populate with information from the narrative from Impact Question #2	Populate with information from the narrative from Impact Question #2	Identify methods of capturing the work accomplished; minimum of two (2) Process Measures for reporting	Identify one (1) Performance Measure for reporting	Identify the method of measuring success of the Performance Measure	
Grantee populates							
Step #2	Step #2: Populate the white boxes below with outcome measures and collection data on a semiannual basis. This template will accompany the Grantee Semiannual Report.						
Reporting Results	<i>Reporting Results</i>						
Types of Measure	<i>Process Measures (minimum of 2 required)</i>			<i>Performance Measure (1 required)</i>			
Instructions for Step #2	<i>Individual Process Measures</i>	<i>Timeframe of Collection</i>	<i>Results</i>	<i>Performance Measure Method</i>	<i>Timeframe of Collection</i>	<i>Results</i>	
Measure #1							
Measure #2							



Outcomes Reporting Plan – Virtual Meetings with Grantees

Community Grants Outcomes Reporting Plan Office Hours / Virtual Meetings

The OAC Office will host four (4) virtual Office Hours to review the Community Grants Outcomes Reporting Plan and answer questions from the Grantees.

Attendance is not required, but it is encouraged.
Grantees may attend any of the meetings and any number of the meetings.

The OAC Office will create a FAQs
for the Community Grant Outcomes Reporting Plan
after the meetings conclude.

The virtual links for the meetings will be sent out via
Grantee Newsletter at the beginning of July.

Date	Time
July 8, 2024	1:00ET/ 12:00CT
July 10, 2024	10:00ET/ 9:00CT
July 18, 2024	10:00ET/ 9:00CT
July 19, 2024	1:00ET/ 12:00CT

The logo consists of a red square containing the white letters 'TN' in a serif font. Below the red square is a thin white horizontal line, and below that is a dark blue horizontal bar. A small registered trademark symbol (®) is located at the bottom right corner of the dark blue bar.

TN

2025 Community Grants

Funds Available for Community Grants

February 22, 2024 Emergency Meeting

- This chart shows the future expected maximum payments from distributors, J&J/Jansen, Publicis, CVS, Walgreens, Allergan, Teva, and Food City.
- This chart also shows the current balance, minus payments going to the counties.
- The numbers shown here are the funds available for the Community Grants.
- The estimated annual county payments were subtracted from the total payments going into the Trust Fund.

Current balance (minus the expected payments to counties next month)	\$	90,731,368.00
2024 (March)	\$	59,968,962.24
2025	\$	29,998,744.65
2026	\$	35,253,709.53
2027	\$	35,253,709.51
2028	\$	37,499,648.97
2029	\$	38,034,396.47
2030	\$	31,989,717.77
2031	\$	29,269,270.08
2032	\$	26,771,761.67
2033	\$	20,836,374.83
2034	\$	20,836,374.83
2035	\$	20,836,374.83
2026	\$	17,467,716.04
2037	\$	17,467,716.04
2038	\$	12,607,525.61

Approved 2024 & Proposed 7-year budgets

OAC Estimated 7 year Community Grants Budget (proposed)											sw 2.21.24
Calendar Year	Carry Forward from previous year	Est. Additional Funds Made Available to Fund*	Total Funds Available	Est. New Annual Awards (1-3yrs)	Est. Paid (Community)	Est. Reserve Balance (pre-admin)	Est. Administrative**	SAS (est.)	Total Est. Admin	Est. Net Reserve	
<i>current 2024</i>		\$90,731,368				\$90,731,368				\$90,731,368	
2024	\$90,731,368	\$59,968,962	\$150,700,330	\$81,000,000	\$40,500,000	\$110,200,330	\$1,200,000	\$1,465,805	\$2,665,805	\$107,534,525	
2025	\$107,534,525	\$29,998,744	\$137,533,269	\$16,000,000	\$72,800,000	\$64,733,269	\$1,248,000	\$446,000	\$1,694,000	\$63,039,269	
2026	\$63,039,269	\$35,253,709	\$98,292,978	\$6,000,000	\$72,500,000	\$25,792,978	\$1,297,920	\$363,000	\$1,660,920	\$24,132,058	
2027	\$24,132,058	\$35,253,709	\$59,385,767	\$5,000,000	\$46,850,000	\$12,535,767	\$1,349,837	\$363,000	\$1,712,837	\$10,822,930	
2028	\$10,822,930	\$37,499,649	\$48,322,579	\$25,000,000	\$26,300,000	\$22,022,579	\$1,403,830	\$363,000	\$1,766,830	\$20,255,749	
2029	\$20,255,749	\$38,034,396	\$58,290,145	\$20,000,000	\$35,600,000	\$22,690,145	\$1,459,983	\$363,000	\$1,822,983	\$20,867,161	
2030	\$20,867,161	\$31,989,717	\$52,856,878	\$10,000,000	\$40,250,000	\$12,606,878	\$1,518,383	\$363,000	\$1,881,383	\$10,725,496	
Total (7 year)		\$ 358,730,254		\$ 163,000,000	\$334,800,000		\$9,477,953	\$3,726,805	\$13,204,758		
										2.5% admin costs based on (2024-2030) est. community and county payments	



Current Funds Available for Community Grants

- This chart also shows the current balance, minus 2023 & 2024 payments to the counties
- This chart shows the future expected maximum payments from distributors, J&J/Jansen, Publicis, CVS, Walgreens, Allergan, Teva, Teva-Cash Conversation, Endo, McKinsey, and Food City.
- The numbers shown here are the funds available for the Community Grants.
- The estimated annual county payments were subtracted from the total payments going into the Trust Fund.

Current balance		\$170,792,111
2025	\$	36,046,731.84
2026	\$	33,720,966.61
2027	\$	35,678,494.35
2028	\$	38,034,396.47
2029	\$	31,989,717.77
2030	\$	29,269,270.08
2031	\$	26,771,761.67
2032	\$	20,836,374.83
2033	\$	20,836,374.83
2034	\$	20,836,374.83
2035	\$	17,467,716.04
2026	\$	17,467,716.04
2037	\$	12,607,525.61
2038	\$	36,046,731.84

Proposed Budget for 2025 Community Grants

OAC Estimated 7 year Community Grants Budget (proposed)									sw 6.11.24
Calendar Year	Carry Forward from previous year	Est. Additional Funds Made Available to Fund*	Est. New Annual Awards (1-3yrs)	Est. Paid (Community)	Est. Reserve Balance (pre-admin)	Est. Administrative**	SAS (est.)	Total Est. Admin	Est. Net Reserve
<i>current 2024</i>		\$90,000,000			\$90,000,000				\$90,000,000
2024	\$90,000,000	\$80,000,000	\$81,000,000	\$40,500,000	\$129,500,000	\$1,200,000	\$1,465,805	\$2,665,805	\$126,834,195
2025	\$126,834,195	\$36,046,731	\$20,000,000	\$74,800,000	\$88,080,926	\$1,248,000	\$446,000	\$1,694,000	\$86,386,926
2026	\$86,386,926	\$33,720,966	\$15,000,000	\$80,200,000	\$39,907,892	\$1,297,920	\$363,000	\$1,660,920	\$38,246,972
2027	\$38,246,972	\$35,678,494	\$15,000,000	\$61,850,000	\$12,075,466	\$1,349,837	\$363,000	\$1,712,837	\$10,362,629
2028	\$10,362,629	\$38,034,396	\$10,000,000	\$34,500,000	\$13,897,025	\$1,403,830	\$363,000	\$1,766,830	\$12,130,195
2029	\$12,130,195	\$31,989,717	\$10,000,000	\$28,750,000	\$15,369,912	\$1,459,983	\$363,000	\$1,822,983	\$13,546,928
2030	\$13,546,928	\$29,269,270	\$10,000,000	\$25,250,000	\$17,566,198	\$1,518,383	\$363,000	\$1,881,383	\$15,684,816
Total (7 year)		\$ 374,739,574	\$ 161,000,000	\$345,850,000		\$9,477,953	\$3,726,805	\$13,204,758	
									2.5% admin costs based on (2024-2030) est. community and county payments
*Funds made available are estimated, does not include any anticipated interest payments									
** included 4% COLA and 10.25 OAC business office positions (3 not currently filled) - OAC office also supports county payments/reporting									

Options for 2025 Community Grants

- Targeted grants for specific strategy or specific geo area
 - Working with TDOH and SAS to possibly identify gaps & needs
- Allowing current Grantees with 1-year contracts to apply for additional funding
- Look at the “next on the list” applications from 2024 Community Grants which were not funded (allows for new Grantee organizations) and are ready to implement
- Limit applications from currently funded Grantees
- Agencies are asking when the applications will open this year; maybe a combo for new applications and “next on the list”?

OAC Office Workload – To Consider

- The Grants Analysts will begin program monitoring of the 115 contracts – onsite, desk, virtual
- Providing ongoing support and programmatic consultation
- Approving monthly fiscal invoices
- Reviewing semi-annual reports from all 115 Grantees, including Outcomes Reporting

2025 Community Grants Proposed Timeline

Activity	Target Date
Decision on grants	July 2024
Announcement of Funding development	August 2024
Announcement of Funding posted	September 2024
Applications open	October 2024
Applications close	November 2024
Scoring complete	February 2024
Grantees approved	March 2025
Contracts signed	July 1, 2025

2025 Community Grants – Next Steps

- What information would be helpful in reviewing the options for the 2025 Community Grants?
- What are other ideas for the 2025 Community Grants?
- Would the Council want the OAC Office to prepare suggestions for targeted grants or funding options?

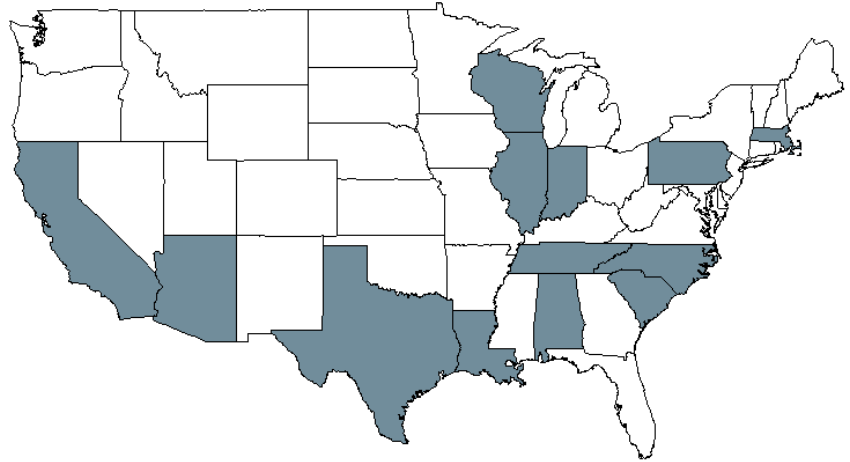


TN

Hoover Institution

Stanford's Hoover Institution: State and Local Governance Initiative (SLGI)

- Hoover Institution has a long tradition of research and policy work that is relevant for policymakers **across the country**
- SLGI model: mutually beneficial, collaborative state and local partnerships
 - State agencies inform the questions we study and share data
 - We conduct independent, non-partisan analyses
 - We publish analyses in high-quality academic journals and share lessons learned with officials



Proposal for Partnership with Tennessee's Opioid Abatement Council

- We propose a Memorandum of Understanding (MOU) between researchers at the Hoover Institution and the Opioid Abatement Council.
 - Would allow the researchers to work with the Council to determine which grants to evaluate and to facilitate data sharing arrangements for such evaluations.
 - Hoover Research Team Lead: Valentin Bolotnyy, Kleinheinz Fellow.
 - PhD in Economics (Harvard).
 - 10 years of research experience on mental health-related questions, including on involuntary hospitalization and medication adherence.
 - Existing researcher partners include Allegheny County (PA) Department of Human Services, Texas Department of Public Safety, Massachusetts Department of Transportation.



Partnership Value

We believe such a partnership will be **mutually beneficial**:

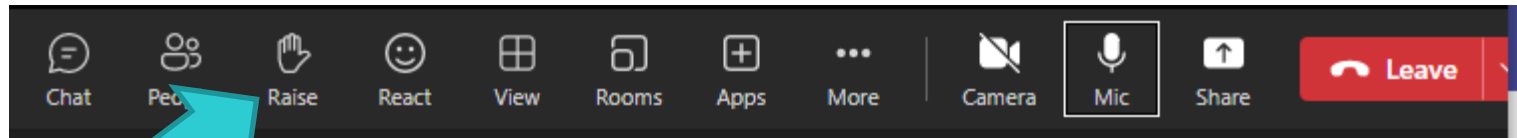
- High-quality research will provide lessons on what works and what is not cost-effective, helping inform future policy decisions;
- Researchers will serve as independent evaluators (research will be free of charge), ensuring the analyses and recommendations are credible;
- Academic publication will disseminate knowledge across academia and policymakers nationwide;
- Stanford IRB approval would be obtained and all data security and privacy measures taken before starting work.



Public Comment

The Opioid Abatement Council shall reserve a period for public comment to provide the public with the opportunity to comment on matters that are relevant to the items on the agenda for the meeting. At the appropriate time, the Chair will open the meeting for public comment. Guests attending in-person shall make their intent to speak known and the Chair will recognize the individual.

In-Person: please raise your hand



Virtual: please click the “**raise your hand**” icon located on the top menu bar (3rd from the left)

Next Meeting & Adjournment

- Middle Tennessee?