


LEA INVENTORY OF CHARTER SCHOOL FEES &  
ASSOCIATED EXPENDITURES [June 2019]

	<b>CHARTER SCHOOL CAMPUS</b>	<b>2019 TOTAL FEE ASSESSED:</b>	<b>METHODOLOGY FOR FEE CALCULATION</b>	
		<i>Arrow Academy of Excellence</i>	\$19,444.45	3% of per-student allocation
	<i>Aspire East Academy</i>	\$35,000.00	3% of per-student allocation	\$35,000 per school
	<i>Aurora Collegiate Academy</i>	\$35,000.00	3% of per-student allocation	\$35,000 per school
	<i>Believe Memphis Academy</i>	\$29,692.20	3% of per-student allocation	\$35,000 per school
	<i>Circles Of Success Learning Academy</i>	\$35,000.00	3% of per-student allocation	\$35,000 per school
	<i>City University Boys Preparatory</i>	\$23,123.13	3% of per-student allocation	\$35,000 per school
	<i>City University Girls Preparatory</i>	\$26,013.52	3% of per-student allocation	\$35,000 per school
	<i>City University School of Independence</i>	\$4,204.21	3% of per-student allocation	\$35,000 per school
	<i>City University School Of Liberal Arts</i>	\$35,000.00	3% of per-student allocation	\$35,000 per school
	<i>Crosstown High School</i>	\$35,000.00	3% of per-student allocation	\$35,000 per school
	<i>DuBois Elem. School of Entrepreneurship</i>	\$35,000.00	3% of per-student allocation	\$35,000 per school
	<i>DuBois Elem of Arts &amp; Technology</i>	\$35,000.00	3% of per-student allocation	\$35,000 per school
	<i>DuBois Middle of Arts &amp; Technology</i>	\$33,108.12	3% of per-student allocation	\$35,000 per school
	<i>DuBois Middle of Leadership &amp; Policy</i>	\$32,582.59	3% of per-student allocation	\$35,000 per school
	<i>Freedom Preparatory Academy</i>	\$35,000.00	3% of per-student allocation	\$35,000 per school
	<i>Freedom Preparatory Charter Schools</i>	\$35,000.00	3% of per-student allocation	\$35,000 per school
	<i>Freedom Preparatory Elementary School</i>	\$35,000.00	3% of per-student allocation	\$35,000 per school


LEA INVENTORY OF CHARTER SCHOOL FEES & ASSOCIATED EXPENDITURES [June 2019]

	<b>CHARTER SCHOOL CAMPUS</b>	<b>2019 TOTAL FEE ASSESSED:</b>	<b>METHODOLOGY FOR FEE CALCULATION</b>	
		<i>Gateway University</i>	<i>\$35,000.00</i>	<i>3% of per-student allocation</i>
	<i>Granville T. Woods Academy of Innovation</i>	<i>\$35,000.00</i>	<i>3% of per-student allocation</i>	<i>\$35,000 per school</i>
	<i>Kaleidoscope School of Memphis</i>	<i>\$18,130.64</i>	<i>3% of per-student allocation</i>	<i>\$35,000 per school</i>
	<i>KIPP Memphis Collegiate Elementary</i>	<i>\$35,000.00</i>	<i>3% of per-student allocation</i>	<i>\$35,000 per school</i>
	<i>KIPP Memphis Collegiate High School</i>	<i>\$35,000.00</i>	<i>3% of per-student allocation</i>	<i>\$35,000 per school</i>
	<i>KIPP Memphis Collegiate Middle</i>	<i>\$35,000.00</i>	<i>3% of per-student allocation</i>	<i>\$35,000 per school</i>
	<i>KIPP Memphis Middle Academy</i>	<i>\$35,000.00</i>	<i>3% of per-student allocation</i>	<i>\$35,000 per school</i>
	<i>Leadership Preparatory Charter School</i>	<i>\$35,000.00</i>	<i>3% of per-student allocation</i>	<i>\$35,000 per school</i>
	<i>Memphis Academy Of Health Sciences MS</i>	<i>\$35,000.00</i>	<i>3% of per-student allocation</i>	<i>\$35,000 per school</i>
	<i>Memphis Academy of Health Sciences HS</i>	<i>\$35,000.00</i>	<i>3% of per-student allocation</i>	<i>\$35,000 per school</i>
	<i>Memphis Academy Of Science &amp; Eng.</i>	<i>\$35,000.00</i>	<i>3% of per-student allocation</i>	<i>\$35,000 per school</i>
	<i>Memphis Business Academy Elem. School</i>	<i>\$35,000.00</i>	<i>3% of per-student allocation</i>	<i>\$35,000 per school</i>
	<i>Memphis Business Academy High School</i>	<i>\$35,000.00</i>	<i>3% of per-student allocation</i>	<i>\$35,000 per school</i>
	<i>Memphis Business Academy Middle</i>	<i>\$35,000.00</i>	<i>3% of per-student allocation</i>	<i>\$35,000 per school</i>
	<i>Memphis Business Academy Hickory Hill ES</i>	<i>\$18,130.64</i>	<i>3% of per-student allocation</i>	<i>\$35,000 per school</i>
	<i>Memphis Business Academy Hickory Hill Md</i>	<i>\$7,094.59</i>	<i>3% of per-student allocation</i>	<i>\$35,000 per school</i>
	<i>Memphis College Preparatory</i>	<i>\$35,000.00</i>	<i>3% of per-student allocation</i>	<i>\$35,000 per school</i>



	<b><u>CHARTER SCHOOL CAMPUS</u></b>	<b><u>2019 TOTAL FEE ASSESSED:</u></b>	<b><u>METHODOLOGY FOR FEE CALCULATION</u></b>	
	<i>Memphis Delta Preparatory</i>	<i>\$35,000.00</i>	<i>3% of per-student allocation</i>	<i>\$35,000 per school</i>
	<i>Memphis Goodwill Excel Center</i>	<i>\$35,000.00</i>	<i>3% of per-student allocation</i>	<i>\$35,000 per school</i>
	<i>Memphis Grizzlies Preparatory</i>	<i>\$35,000.00</i>	<i>3% of per-student allocation</i>	<i>\$35,000 per school</i>
	<i>Memphis Rise Academy (Middle)</i>	<i>\$35,000.00</i>	<i>3% of per-student allocation</i>	<i>\$35,000 per school</i>
	<i>Memphis School of Excellence</i>	<i>\$35,000.00</i>	<i>3% of per-student allocation</i>	<i>\$35,000 per school</i>
	<i>Memphis School of Excellence Elementary</i>	<i>\$35,000.00</i>	<i>3% of per-student allocation</i>	<i>\$35,000 per school</i>
	<i>Memphis STEM Academy</i>	<i>\$35,000.00</i>	<i>3% of per-student allocation</i>	<i>\$35,000 per school</i>
	<i>Nexus STEM Academy Elementary</i>	<i>\$33,108.12</i>	<i>3% of per-student allocation</i>	<i>\$35,000 per school</i>
	<i>Nexus STEM Academy Middle School</i>	<i>\$35,000.00</i>	<i>3% of per-student allocation</i>	<i>\$35,000 per school</i>
	<i>Perea Elementary School</i>	<i>\$19,444.45</i>	<i>3% of per-student allocation</i>	<i>\$35,000 per school</i>
	<i>Power Center Academy Elem. School</i>	<i>\$35,000.00</i>	<i>3% of per-student allocation</i>	<i>\$35,000 per school</i>
	<i>Power Center Academy High School</i>	<i>\$35,000.00</i>	<i>3% of per-student allocation</i>	<i>\$35,000 per school</i>
	<i>Power Center Academy Middle</i>	<i>\$35,000.00</i>	<i>3% of per-student allocation</i>	<i>\$35,000 per school</i>
	<i>Promise Academy- Hollywood</i>	<i>\$35,000.00</i>	<i>3% of per-student allocation</i>	<i>\$35,000 per school</i>
	<i>Soulsville Charter School</i>	<i>\$35,000.00</i>	<i>3% of per-student allocation</i>	<i>\$35,000 per school</i>
	<i>Southern Avenue Charter School</i>	<i>\$35,000.00</i>	<i>3% of per-student allocation</i>	<i>\$35,000 per school</i>
	<i>Southwest Early College High School</i>	<i>\$35,000.00</i>	<i>3% of per-student allocation</i>	<i>\$35,000 per school</i>
	<i>Star Academy</i>	<i>\$35,000.00</i>	<i>3% of per-student allocation</i>	<i>\$35,000 per school</i>



	<b><u>CHARTER SCHOOL CAMPUS</u></b>	<b><u>2019 TOTAL FEE ASSESSED:</u></b>	<b><u>METHODOLOGY FOR FEE CALCULATION</u></b>	
	Veritas College Preparatory	\$35,000.00	3% of per-student allocation	\$35,000 per school
	Vision Preparatory Charter School	\$35,000.00	3% of per-student allocation	\$35,000 per school
	<b><u>TOTAL AMOUNT OF AUTHORIZER FEES ASSESSED TO CHARTER SCHOOLS IN 2019:</u></b>	<b>\$1,734,076.66</b>		

**YOUR FINAL 2019 L.E.A. FEE & EXPENDITURE SUMMARY SHOULD DEMONSTRATE THAT THE TOTAL AMOUNT OF AUTHORIZER FEES ASSESSED TO CHARTER SCHOOLS IN 2019 HAS BEEN SPENT IN ONE OF THE FOLLOWING 7 AREAS.**

<b>CATEGORY 5A EXPENDITURES</b>	+	<b>CATEGORY 5B EXPENDITURES</b>	+	<b>CATEGORY 5C EXPENDITURES</b>	+	<b>CATEGORY 5D EXPENDITURES</b>	+	<b>CATEGORY 5E EXPENDITURES</b>	+	<b>CATEGORY 5F EXPENDITURES</b>	+	<b>CATEGORY 5G EXPENDITURES</b>	=	<b>TOTAL 2019 FEES ASSESSED</b>
\$7,000.21		\$41,012.20		\$27,812.21		\$539,673.21		\$838,489.57		\$13,744.90		\$266,344.36		\$1,734,076.66

<b>CATEGORY 5A</b>	<b>Charter school application approval process expenses</b>	<b>\$7,000.21</b>
<b>CATEGORY 5B</b>	<b>Interim review process expenses as required by T.C.A. § 49-13-121(d),</b>	<b>\$27,812.21</b>
<b>CATEGORY 5C</b>	<b>Charter school renewal process expenses as required by T.C.A. § 49-13-121</b>	<b>\$41,012.20</b>
<b>CATEGORY 5D</b>	<b>Monitoring and oversight activities</b>	<b>\$539,673.21</b>
<b>CATEGORY 5E</b>	<b>Personnel costs for LEA staff supporting charter schools</b>	<b>\$838,489.57</b>
<b>CATEGORY 5F</b>	<b>Annual reporting</b>	<b>\$13,744.90</b>

<b>CATEGORY 5G</b>	<i>Ongoing charter school support services</i>	<b>\$266,344.36</b>
<b>TOTAL AMOUNT OF 2019 AUTHORIZER FEES ASSESSED TO CHARTER SCHOOLS:</b>		<b>\$1,734,076.66</b>

**LEA EXPENDITURES USING ANNUAL AUTHORIZER FEES:**

<div style="border: 1px solid blue; background-color: #4a86e8; color: white; padding: 5px; border-radius: 10px; width: fit-content;"> <p><b>5a. Charter school application approval process, including:</b></p> </div> <div style="margin-left: 20px;"> <div style="border: 1px solid blue; border-radius: 10px; padding: 5px; width: fit-content; margin-bottom: 10px;"> <p>1. Implementation of State Board approved quality authorizing standards; and</p> </div> <div style="border: 1px solid blue; border-radius: 10px; padding: 5px; width: fit-content;"> <p>2. Stipends or travel for external reviewers.</p> </div> </div>	<i>Example: Lodging &amp; Air Fare for National Center for Urban School Transformation (NCUST) External Review Visits</i>	<i>\$-----</i>
	Review charter applications and make recommendations to the board of directors	\$7,000.21
		<b>TOTAL ANNUAL AUTHORIZATION FUNDS SPENT IN CATEGORY 5A:</b>



<p><b>5c. Charter school renewal process required by T.C.A. § 49-13-121, including:</b></p> <ul style="list-style-type: none"> <li>1. Review of the renewal application.</li> <li>2. Stipends or travel for external reviewers.</li> <li>3. Development of the renewal evaluation required to be submitted to each charter school.</li> </ul>	<p><i>Example: Consulting Cost for Renewal Evaluation Report</i></p>	<p>\$-----</p>
	<p>Review interim reports, participate in site visits and help to compile final reports</p>	<p>\$41,012.20</p>
		<p><b>TOTAL ANNUAL AUTHORIZATION FUNDS SPENT IN CATEGORY 5C:</b></p>

<p><b>5d. Monitoring and oversight activities, including:</b></p> <ul style="list-style-type: none"> <li>1. Development of a performance framework;</li> <li>2. Annual monitoring visits;</li> <li>3. Data meetings;</li> <li>4. Any software or data management tools required by the LEA exclusively for charter schools;</li> <li>5. Monitoring of all legal requirements; and</li> <li>6. School closure responsibilities outlined in T.C.A. § 49-13-130.</li> </ul>	<i>Example: External Legal Fees for Compliance Monitoring</i>	\$-----
	Local Travel	\$5,054.88
	Monitoring student discipline data and providing oversight for compliance on discipline policies.	\$73,405.85
	Ensuring compliance of bullying investigating in accordance with TCA.	\$46,954.85
	Ensuring that 504 plans for students are carried out as listed in the students 504 plans.	\$31,526.73
	Supports schools in their ESL compliance through monitoring and oversight of school's programs and any policy needs.	\$9,683.54
	Provides oversight to the implication of 504 plans and other disciplines procedures.	\$30,045.61
	Provide monitoring and oversight for special education services for all charter schools.	\$69,281.19
	Manages the Office of Charter Schools Department and implements policies	\$40,561.04
	Monitor and support schools in input and collection of civil rights data.	\$80,793.42
	Monitor the input if data into student information system.	\$47,860.46
	Ensure appropriate accountability for assessment are taken at all charter schools.	\$36,859.51
	Ensures internal operation of the office of charter school is excused with fidelity.	\$15,391.26
	Monitoring and reconciling of monthly allocations to Charter Schools	\$3,353.57
	Supports school in ongoing ESL trainings for teachers and assistance for implementation of WIDA assessments.	\$8,180.65



<p><b>5e. Personnel costs for LEA staff supporting charter schools, including:</b></p> <ul style="list-style-type: none"> <li>1. Salaries and benefits for full-time or part-time personnel with exclusive charter school responsibilities;</li> <li>2. Salaries for LEA personnel pro-rated based on the proportion of their time spent on direct charter school responsibilities.</li> <li>3. External consultants or other consultancy or legal fees to support LEA charter authorizing obligations; or</li> <li>4. Reasonable costs associated with recruiting or hiring charter support or authorizing staff.</li> </ul>	<i>Example: Office of School Choice Staff Member Salary</i>	\$-----
	Office of charter school staff member salary	\$838,489.57
		<b>TOTAL ANNUAL AUTHORIZATION FUNDS SPENT IN CATEGORY 5E:</b>

	Supports operations scorecard in the look-up of charter school's teacher licensures and any other license requirements	\$10,936.26
	Collects budgets and processes payments for School Safety Grants.	\$15,179.90
	Supports Office of Charter Schools as need for safety and security needs/concerns.	\$8,544.95
	Distribution of monthly allocations to Charter Schools	\$6,059.54
	<b>TOTAL ANNUAL AUTHORIZATION FUNDS SPENT IN CATEGORY 5D:</b>	<b>\$539,673.21</b>

<div style="background-color: #3498db; color: white; padding: 10px; border-radius: 5px; text-align: center; font-weight: bold;">5f. Annual reporting, including:</div> <ul style="list-style-type: none"> <li style="border: 1px solid #3498db; border-radius: 5px; padding: 5px; margin-bottom: 10px;">1. Review of annual charter school performance reports required under T.C.A. § 49-13-120;</li> <li style="border: 1px solid #3498db; border-radius: 5px; padding: 5px; margin-bottom: 10px;">2. Creation of the authorizer fee report required by T.C.A. § 49-13-128(c);</li> <li style="border: 1px solid #3498db; border-radius: 5px; padding: 5px; margin-bottom: 10px;">3. Reporting of vacant and underutilized properties owned or operated by the LEA pursuant to T.C.A. § 49-13-136; and</li> <li style="border: 1px solid #3498db; border-radius: 5px; padding: 5px;">4. Reporting of student directory information required by T.C.A. § 49-13-132.</li> </ul>	<i>Example: Hourly Staff Time Devoted to Review of Annual Charter School Performance Reports</i>	\$-----
	Staff devoted to the review of annual Charter School performance reports.	\$13,744.90
	<b>TOTAL ANNUAL AUTHORIZATION FUNDS SPENT IN CATEGORY 5F:</b>	<b>\$13,744.90</b>

**5g. Ongoing charter school support services, including:**

1. Interventions or authorizer-led supports;

2. Maintenance of facilities or other capital outlay obligations not otherwise outlined in a lease between authorizer and charter school;

3. Professional development, orientation, or onboarding of charter school employees; or

4. Contract services for specialized or targeted charter supports.



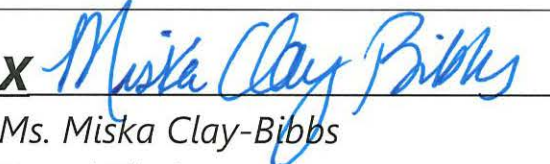
<i>Example: District-Facilitated Onboarding Costs</i>	<i>\$-----</i>
<i>Purchase of computers for staff</i>	<i>\$4,236.14</i>
NACSA membership and conference fees.	\$2,149.89
Travel expenses for staff professional development.	\$3,451.69
Office supplies	\$3,885.94
TN Education Law Books for Charter School Office Staff	\$671.04
Postage fees	\$1,621.53
Priority list mailing	\$1,275.08
Provided discipline trainings.	\$28,486.99
Provides 504 training for Charter Schools.	\$18,578.42
Provides ongoing training of the Student support system.	\$26,544.69
Supports with the school's performance scorecard and other accountability measures.	\$24,004.68
Provides ongoing support to the Office of Charter Schools personal.	\$15,391.26
District BEP Allocation cost	\$6,552.18
Homelessness training given to schools.	\$9,031.15
Provide supports to schools who opt into the benefits system at Shelby County Schools.	\$42,681.21
Provides ongoing support to Charter School personnel, and trainings of performance rubrics	\$16,224.41
RTI Coordinator	\$23,862.72
Provides ongoing support services for charter schools using transportation.	\$37,695.34
<b>TOTAL ANNUAL AUTHORIZATION FUNDS SPENT IN CATEGORY 5G:</b>	<b>\$266,344.36</b>

**FINAL 2019 L.E.A. FEE & EXPENDITURE SUMMARY:**

<b>CATEGORY 5A</b>	<b>Charter school application approval process expenses</b>	<b>\$7,000.21</b>
<b>CATEGORY 5B</b>	<b>Interim review process expenses as required by T.C.A. § 49-13-121(d),</b>	<b>\$27,812.21</b>
<b>CATEGORY 5C</b>	<b>Charter school renewal process expenses as required by T.C.A. § 49-13-121</b>	<b>\$41,012.20</b>
<b>CATEGORY 5D</b>	<b>Monitoring and oversight activities</b>	<b>\$539,673.21</b>
<b>CATEGORY 5E</b>	<b>Personnel costs for LEA staff supporting charter schools</b>	<b>\$838,489.57</b>
<b>CATEGORY 5F</b>	<b>Annual reporting</b>	<b>\$13,744.90</b>
<b>CATEGORY 5G</b>	<b>Ongoing charter school support services</b>	<b>\$266,344.36</b>
<b><u>TOTAL AMOUNT OF 2019 AUTHORIZER FEES ASSESSED TO CHARTER SCHOOLS:</u></b>		<b>\$1,734,076.66</b>

The signatures below affirm the following:

1. The contents of this report have been reviewed and approved by the appropriate L.E.A. and governing board leaders responsible for charter school oversight, finance, and governance.
2. The signatures of the relevant individuals below indicate their affirmative declaration that the information presented in this report is truthful and accurate at the time of submission, as is legally required under Tennessee State Board of Education Policy 0520-14-01-.05.

 <b>X</b> Dr. Joris Ray Superintendent	 <b>X</b> Ms. Tutonial Williams Chief Financial Officer	 <b>X</b> Ms. Miska Clay-Bibbs Board Chairwoman
--	--	---

