

LEA INVENTORY OF CHARTER SCHOOL FEES & ASSOCIATED EXPENDITURES [December 2019]

CHARTER SCHOOL CAMPUS	2019 TOTAL FEE ASSESSED:	METHODOLOGY FOR FEE CALCULATION:	
<i>East End Preparatory School</i>	\$	3% of per-student allocation	<input checked="" type="checkbox"/> \$35,000 per school
<i>Explore Community School</i>	\$	3% of per-student allocation	<input checked="" type="checkbox"/> \$35,000 per school
<i>Intrepid College Prep. Charter School</i>	\$	3% of per-student allocation	<input checked="" type="checkbox"/> \$35,000 per school
<i>KIPP Academy Nashville</i>	\$	3% of per-student allocation	<input checked="" type="checkbox"/> \$35,000 per school
<i>KIPP Kirkpatrick Elementary School</i>	\$	3% of per-student allocation	<input checked="" type="checkbox"/> \$35,000 per school
<i>KIPP Nashville College Prep Middle School</i>	\$	3% of per-student allocation	<input checked="" type="checkbox"/> \$35,000 per school
<i>KIPP Nashville College Prep Elementary</i>	\$	3% of per-student allocation	<input checked="" type="checkbox"/> \$35,000 per school
<i>KIPP Nashville Collegiate High School</i>	\$	3% of per-student allocation	<input checked="" type="checkbox"/> \$35,000 per school
<i>Knowledge Academies High School</i>	\$	3% of per-student allocation	<input checked="" type="checkbox"/> \$35,000 per school
<i>Knowledge Academy</i>	\$	3% of per-student allocation	<input checked="" type="checkbox"/> \$35,000 per school
<i>KA at the Crossings</i>	\$	3% of per-student allocation	<input checked="" type="checkbox"/> \$35,000 per school
<i>LEAD Southeast High School (MS & HS)</i>	\$	3% of per-student allocation	<input checked="" type="checkbox"/> \$35,000 per school
<i>Lead Academy</i>	\$	3% of per-student allocation	<input checked="" type="checkbox"/> \$35,000 per school
<i>LEAD Cameron College Preparatory</i>	\$	3% of per-student allocation	<input checked="" type="checkbox"/> \$35,000 per school
<i>LEAD Southeast Middle School</i>	\$	3% of per-student allocation	<input type="checkbox"/> \$35,000 per school
<i>Liberty Collegiate Academy</i>	\$	3% of per-student allocation	<input checked="" type="checkbox"/> \$35,000 per school
<i>Nashville Academy of Computer Science</i>	\$	3% of per-student allocation	<input checked="" type="checkbox"/> \$35,000 per school



LEA INVENTORY OF CHARTER SCHOOL FEES & ASSOCIATED EXPENDITURES [December 2019]

CHARTER SCHOOL CAMPUS	2019 TOTAL FEE ASSESSED:	METHODOLOGY FOR FEE CALCULATION:	
<i>Nashville Classical</i>	\$	3% of per-student allocation	<input checked="" type="checkbox"/> \$35,000 per school
<i>Nashville Prep</i>	\$	3% of per-student allocation	<input checked="" type="checkbox"/> \$35,000 per school
<i>Purpose Preparatory Academy</i>	\$	3% of per-student allocation	<input checked="" type="checkbox"/> \$35,000 per school
<i>RePublic High School</i>	\$	3% of per-student allocation	<input checked="" type="checkbox"/> \$35,000 per school
<i>Rocketship Nashville Northeast Elem.</i>	\$	3% of per-student allocation	<input checked="" type="checkbox"/> \$35,000 per school
<i>Rocketship United</i>	\$	3% of per-student allocation	<input checked="" type="checkbox"/> \$35,000 per school
<i>Smithson Craighead Academy</i>	\$	3% of per-student allocation	<input checked="" type="checkbox"/> \$35,000 per school
<i>STEM Prep Academy</i>	\$	3% of per-student allocation	<input checked="" type="checkbox"/> \$35,000 per school
<i>STEM Prep High School</i>	\$	3% of per-student allocation	<input checked="" type="checkbox"/> \$35,000 per school
<i>Strive Collegiate Academy</i>	\$	3% of per-student allocation	<input checked="" type="checkbox"/> \$35,000 per school
<i>Valor Flagship Academy</i>	\$	3% of per-student allocation	<input checked="" type="checkbox"/> \$35,000 per school
<i>Valor Voyager Academy</i>	\$	3% of per-student allocation	<input checked="" type="checkbox"/> \$35,000 per school
TOTAL AMOUNT OF AUTHORIZER FEES ASSESSED TO SCHOOLS IN 2019:	\$		



YOUR FINAL 2019 L.E.A. FEE & EXPENDITURE SUMMARY SHOULD DEMONSTRATE THAT THE TOTAL AMOUNT OF AUTHORIZER FEES ASSESSED TO CHARTER SCHOOLS IN 2019 HAS BEEN SPENT IN ONE OF THE FOLLOWING 7 AREAS.

CATEGORY 5A EXPENDITURES	+	CATEGORY 5B EXPENDITURES	+		+		+	CATEGORY 5E EXPENDITURES	+	CATEGORY 5F EXPENDITURES	+		=	TOTAL 2019 FEES ASSESSED
\$		\$				00		\$775,544.31		\$432,421.29				\$1,497,890.63
CATEGORY 5A		Charter school application approval process expenses										\$		
CATEGORY 5B		Interim review process expenses as required by T.C.A. § 49-13-121(d),										\$		
[REDACTED]														
CATEGORY 5E		Personnel costs for LEA staff supporting charter schools										\$		
CATEGORY 5F		Annual reporting										\$		
CATEGORY 5G		Ongoing charter school support services										\$		
TOTAL AMOUNT OF 2019 AUTHORIZER FEES ASSESSED TO CHARTER SCHOOLS:													\$	

LEA EXPENDITURES USING ANNUAL AUTHORIZER FEES:

<div style="border: 1px solid black; background-color: #cccccc; padding: 5px; margin-bottom: 10px;"> 5a. Charter school application approval process, including: </div> <div style="border: 1px solid black; padding: 5px; margin-bottom: 10px;"> 1. Implementation of State Board approved quality authorizing standards; and </div> <div style="border: 1px solid black; padding: 5px;"> 2. Stipends or travel for external reviewers. </div>	<i>Example: Lodging & Air Fare for National Center for Urban School Transformation (NCUST) External Review Visits</i>	\$-----
	TOTAL ANNUAL AUTHORIZATION FUNDS SPENT IN CATEGORY 5A:	

<p>5b. Interim review process required by T.C.A. § 49-13-121(d), including review of the progress of the school in achieving the goals, objectives, pupil performance standards, content standards, and other terms of the approved charter agreement.</p>	<i>Example: Access to NWEA Data for Progress Monitoring</i>	\$-----
		TOTAL ANNUAL AUTHORIZATION FUNDS SPENT IN CATEGORY 5B:

<p>5f. Annual reporting, including:</p> <ul style="list-style-type: none"> 1. Review of annual charter school performance reports required under T.C.A. § 49-13-120; 2. Creation of the authorizer fee report required by T.C.A. § 49-13-128(c); 3. Reporting of vacant and underutilized properties owned or operated by the LEA pursuant to T.C.A. § 49-13-136; and 4. Reporting of student directory information required by T.C.A. § 49-13-132. 	<p><i>Example: Hourly Staff Time Devoted to Review of Annual Charter School Performance Reports</i></p>	\$-----
	MNPS Business Office Team	27,809.33
	MNPS Student Assignment	2,576.39
	MNPS Human Resources	4,382.47
	MNPS Employee Benefits	2,244.14
	MNPS Information Management	1,581.29
	MNPS Financial Operations	23,336.00
	MNPS Finance/Purchasing	5,312.00
	MNPS Transportation	24,330.00
	MNPS Facilities Planning	32,335.00
	MNPS Security	20,669.00
	MNPS Research, Assessment & Evaluation (RAE)	26,301.00
	MNPS Customer Service	12,551.00
MNPS Centralized Services	35,680.00	
TOTAL ANNUAL AUTHORIZATION FUNDS SPENT IN CATEGORY 5F:		\$


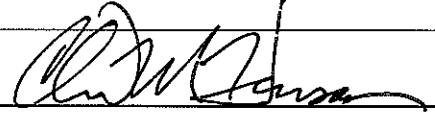

<p>5f. Annual reporting, including:</p> <ul style="list-style-type: none"> 1. Review of annual charter school performance reports required under T.C.A. § 49-13-120; 2. Creation of the authorizer fee report required by T.C.A. § 49-13-128(c); 3. Reporting of vacant and underutilized properties owned or operated by the LEA pursuant to T.C.A. § 49-13-136; and 4. Reporting of student directory information required by T.C.A. § 49-13-132. 	<p><i>Example: Hourly Staff Time Devoted to Review of Annual Charter School Performance Reports</i></p>	\$-----
	MNPS Health-Student Support Services	3,532.00
	MNPS Curriculum & Instruction	13,000.00
	MNPS Resource Strategy	6,110.00
	MNPS Office of Director of Schools	93,893.71
	MNPS Board of Education	72,184.52
	Charter School Office- Office Supplies	22,593.44
<p>TOTAL ANNUAL AUTHORIZATION FUNDS SPENT IN CATEGORY 5F:</p>		<p>\$432,421.29</p>

FINAL 2019 L.E.A. FEE & EXPENDITURE SUMMARY:

CATEGORY 5A	Charter school application approval process expenses	\$
CATEGORY 5B	Interim review process expenses as required by T.C.A. § 49-13-121(d),	\$
CATEGORY 5E	Personnel costs for LEA staff supporting charter schools	\$ 715,591.84
CATEGORY 5F	Annual reporting	\$ 432,421.29
CATEGORY 5G	Ongoing charter school support services	\$
TOTAL AMOUNT OF 2019 AUTHORIZER FEES ASSESSED TO CHARTER SCHOOLS:		\$ 1,147,890.63

The signatures below affirm the following:

1. The contents of this report have been reviewed and approved by the appropriate L.E.A. and governing board leaders responsible for charter school oversight, finance, and governance.
2. The signatures of the relevant individuals below indicate their affirmative declaration that the information presented in this report is truthful and accurate at the time of submission, as is legally required under Tennessee State Board of Education Policy 0520-14-01-.05.

<p>X </p> <p>Dr. Adrienne Battle Interim Director of Schools</p>	<p>X </p> <p>Mr. Chris Henson Chief of Operations & Finance</p>	<p>X </p> <p>Ms. Anna Shepherd Board Chairwoman</p>
--	--	---