



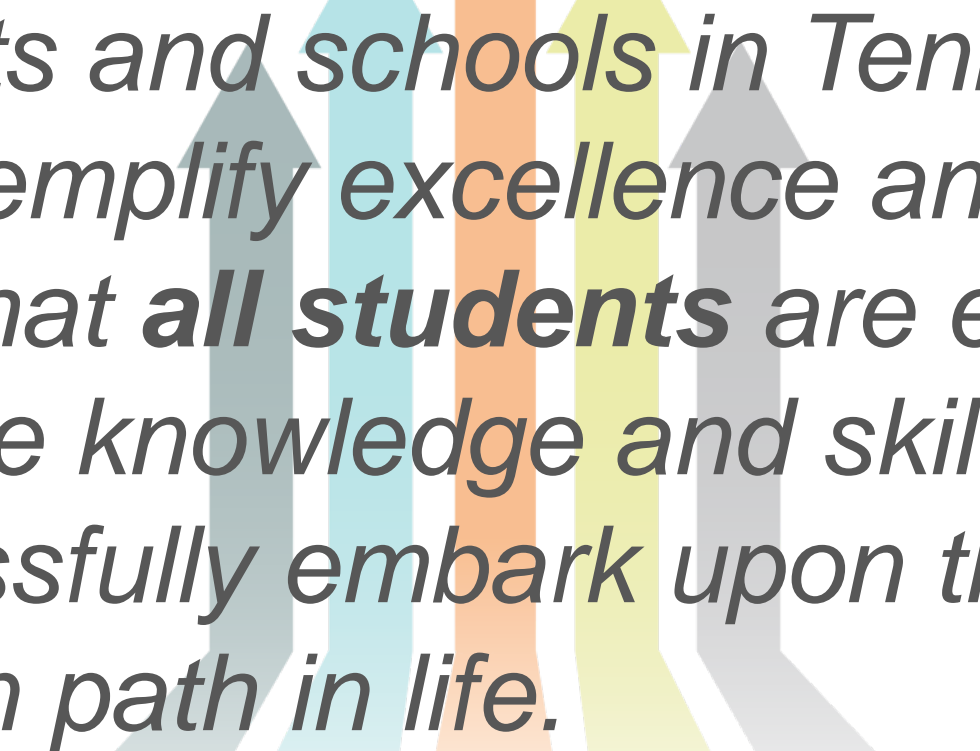
**Tennessee Succeeds:
Early Postsecondary Opportunities**
Access, Success, and Next Steps

State Board Meeting July 2017

Agenda

- TN Succeeds, ESSA, & Ready Graduate indicator
- Value of EPSOs
- Landscape of EPSOs
- Industry Certification
- Implementation
- Discussion

Our Vision

The background features five vertical arrows pointing upwards. From left to right, the colors are: light blue, orange, light green, and two grey arrows. The arrows are positioned behind the text, with the orange arrow being the tallest and most prominent.

*Districts and schools in Tennessee will exemplify excellence and equity such that **all students** are equipped with the knowledge and skills to successfully embark upon their chosen path in life.*

Tennessee Succeeds: Our Big Goals

1

Tennessee will rank in the **top half of states** on the National Assessment of Educational Progress (NAEP) by 2019.



2

75 percent of Tennessee third graders will be **proficient in reading** by 2025.



3

The **average ACT composite score** in Tennessee will be a 21 by 2020.



4

The **majority of high school graduates** from the class of 2020 will earn a postsecondary certificate, diploma, or degree.





TN



**School Accountability
in ESSA**

®

K-8 Example

Indicator	All Students		Subgroup	
	Grade	Weight	Grade	Weight
Achievement	A	45%	B	45%
Growth	A	35%	C	35%
Chronically Out of School	D	10%	B	10%
ELPA*	B	10%	B	10%
Weighted Average	B	100%	B	100%
	↓			
All Students Grade	B	60%		
Subgroup Grade	B	40%		
Overall School Grade	B	100%		

*For schools that do not meet the n-size for ELPA, no weighting will be applied to ELPA. Thus, the weighting for Achievement = 50% and Growth = 40%

High School Example

Indicator	All Students		Subgroup	
	Grade	Weight	Grade	Weight
Achievement	A	30%	B	30%
Growth	A	25%	C	25%
Ready Graduate	D	25%	B	25%
Chronically Out of School	D	10%	B	10%
ELPA*	B	10%	B	10%
Weighted Average	B	100%	B	100%
All Students Grade	B	60%		
Subgroup Grade	B	40%		
Overall School Grade	B	100%		

*For schools that do not meet the n-size for ELPA, no weighting will be applied to ELPA. Thus, the weighting for Achievement = 35% and Growth = 30%

Measure of School Quality and Student Success

- **Ready Graduate indicator** (for high schools)

Graduation Rate multiplied by the percentage of students who are **Ready Graduates**. A Ready Graduate meets one of the following criteria (students can only be “counted” once):

1. scoring **21 or higher on ACT** OR
2. completing **4 EPSOs** OR
3. completing **2 EPSOs + earning industry certification**
(on a CTE pathway leading to a credential) OR
4. completing **2 EPSO + designated score TBD on ASVAB**

*This metric defines four “checks” for evidence that graduates have **demonstrated** postsecondary and workforce readiness.*

The logo consists of a red square containing the letters 'TN' in white, serif font. Below the red square is a dark blue horizontal bar. A small registered trademark symbol (®) is located at the bottom right corner of the blue bar.

TN

**Early Postsecondary
Opportunities
(EPSOs)**

Our Vision

- We believe all high schools should offer a diverse **portfolio** of early postsecondary opportunities (EPSO) for students.
- We believe **all students** should have an opportunity to earn postsecondary credits/hours and transferable industry certifications while in high school.

TN Early Postsecondary Opportunities



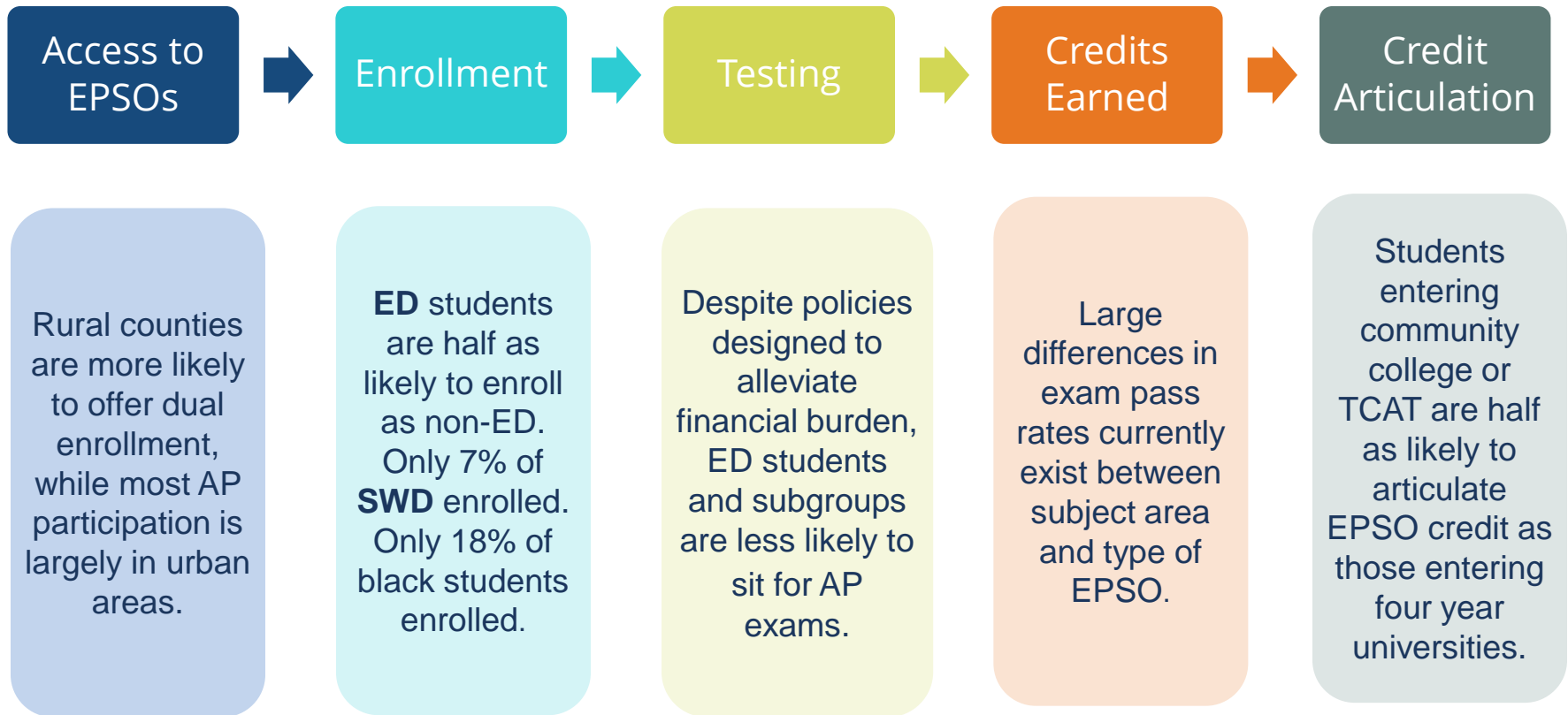
Early Postsecondary Opportunities Help Students Achieve Success After High School

Early postsecondary opportunities allow students to:

- Earn postsecondary credits in high school.
- Become familiar with postsecondary learning expectations and requirements.
- Develop confidence and study skills necessary for success in postsecondary coursework.
- Make more informed decisions about postsecondary plans and career goals.
- Decrease the time and cost of completing a certificate/degree.

Students who participate in early postsecondary courses are more likely to enroll and persist in college.

Barriers to Student EPSO Success

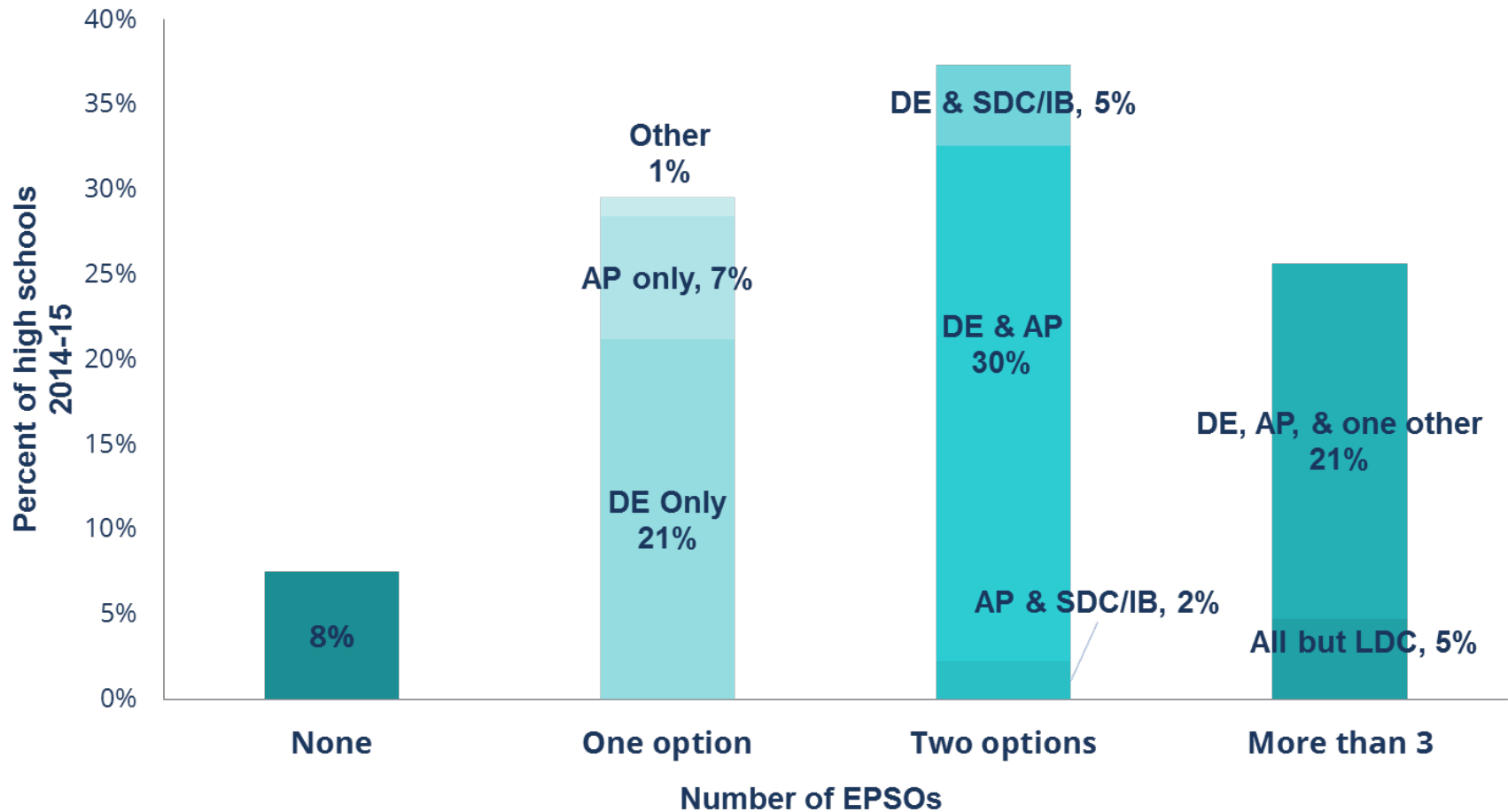




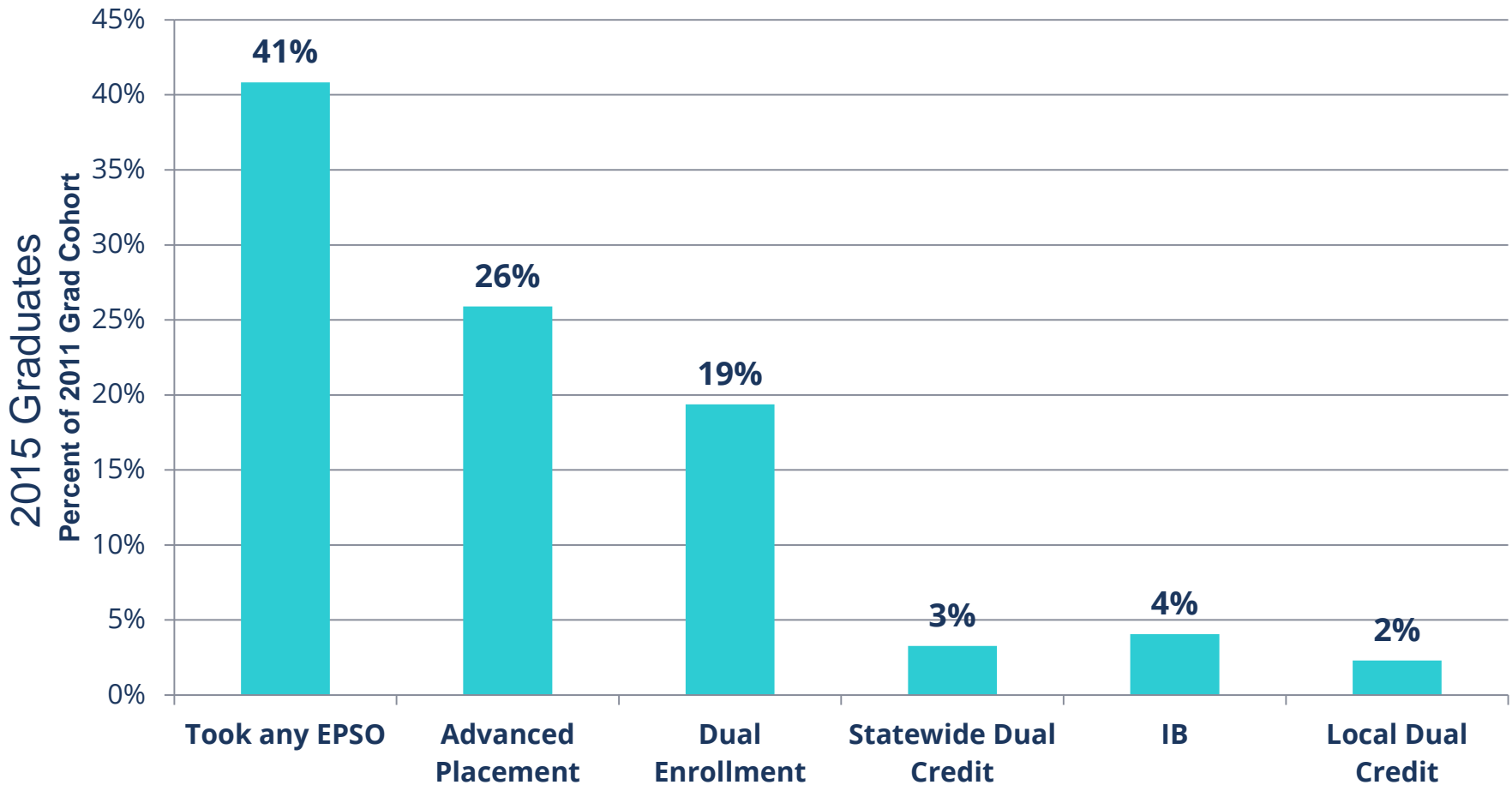
TN

EPSO Landscape

Nearly all Tennessee high schools offer EPSOs.

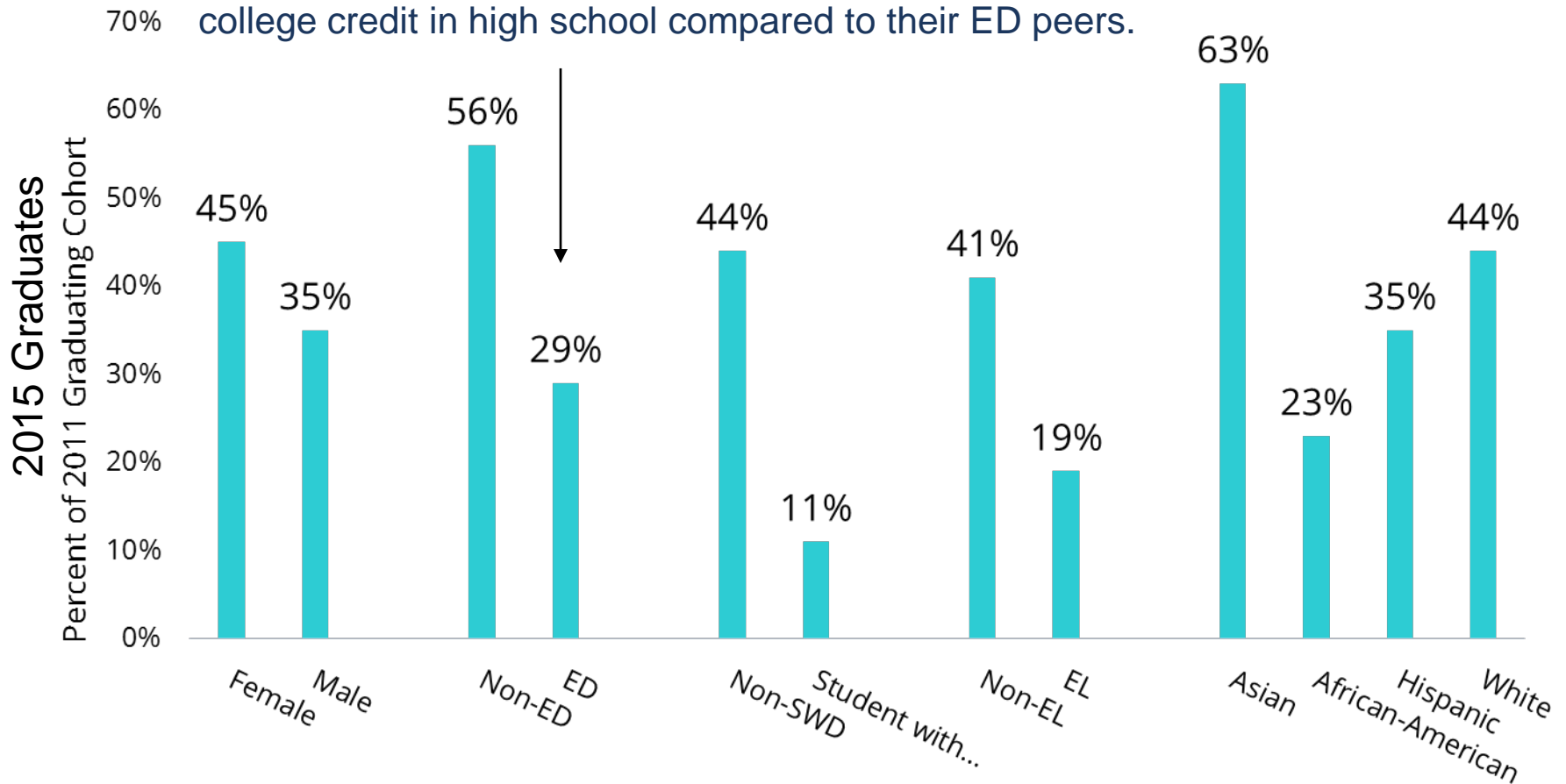


Still, just over 40 percent of the 2011 graduating cohort (2015 graduates) attempted an EPSO.

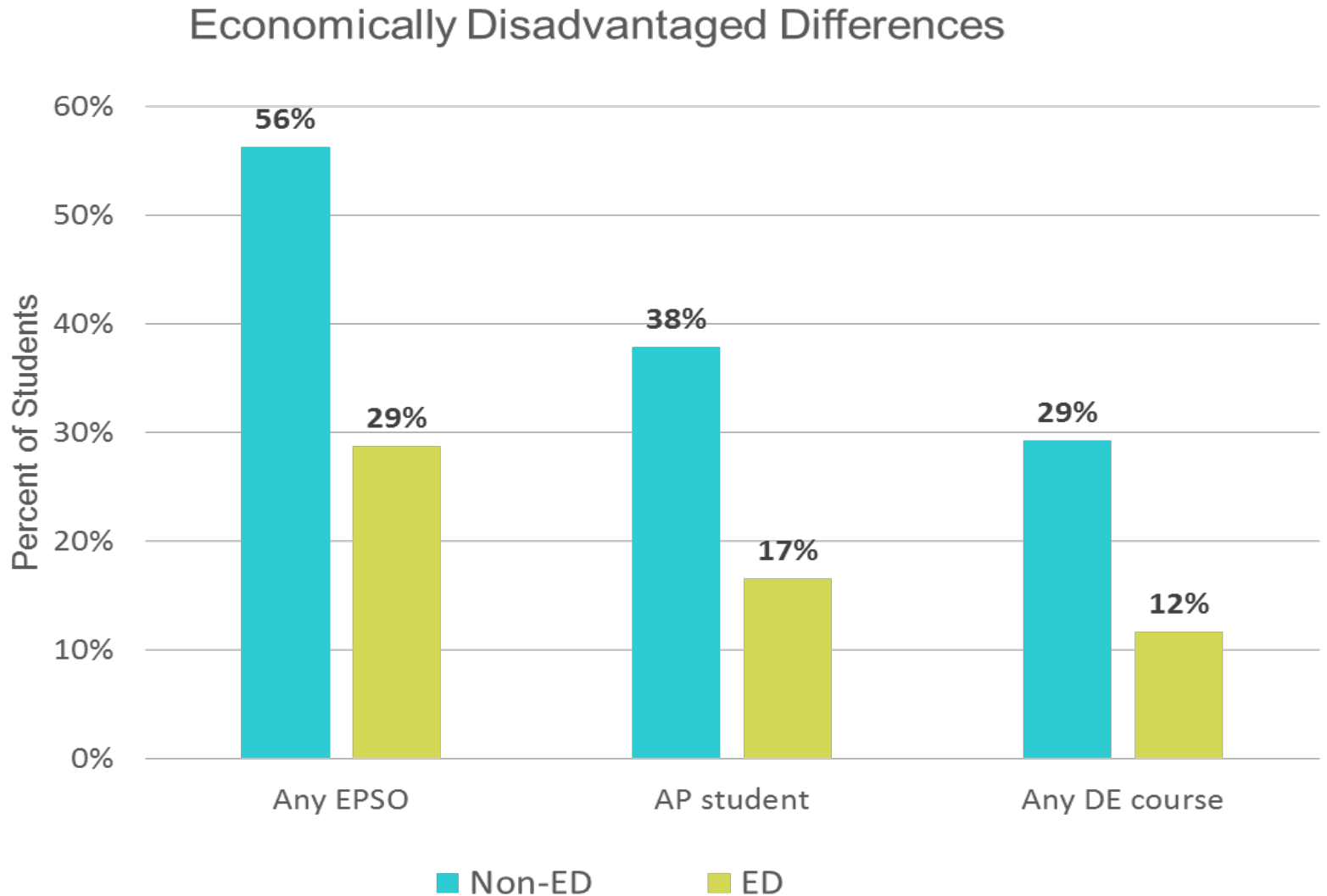


In order to close achievement and college completion gaps, we must close the access gap.

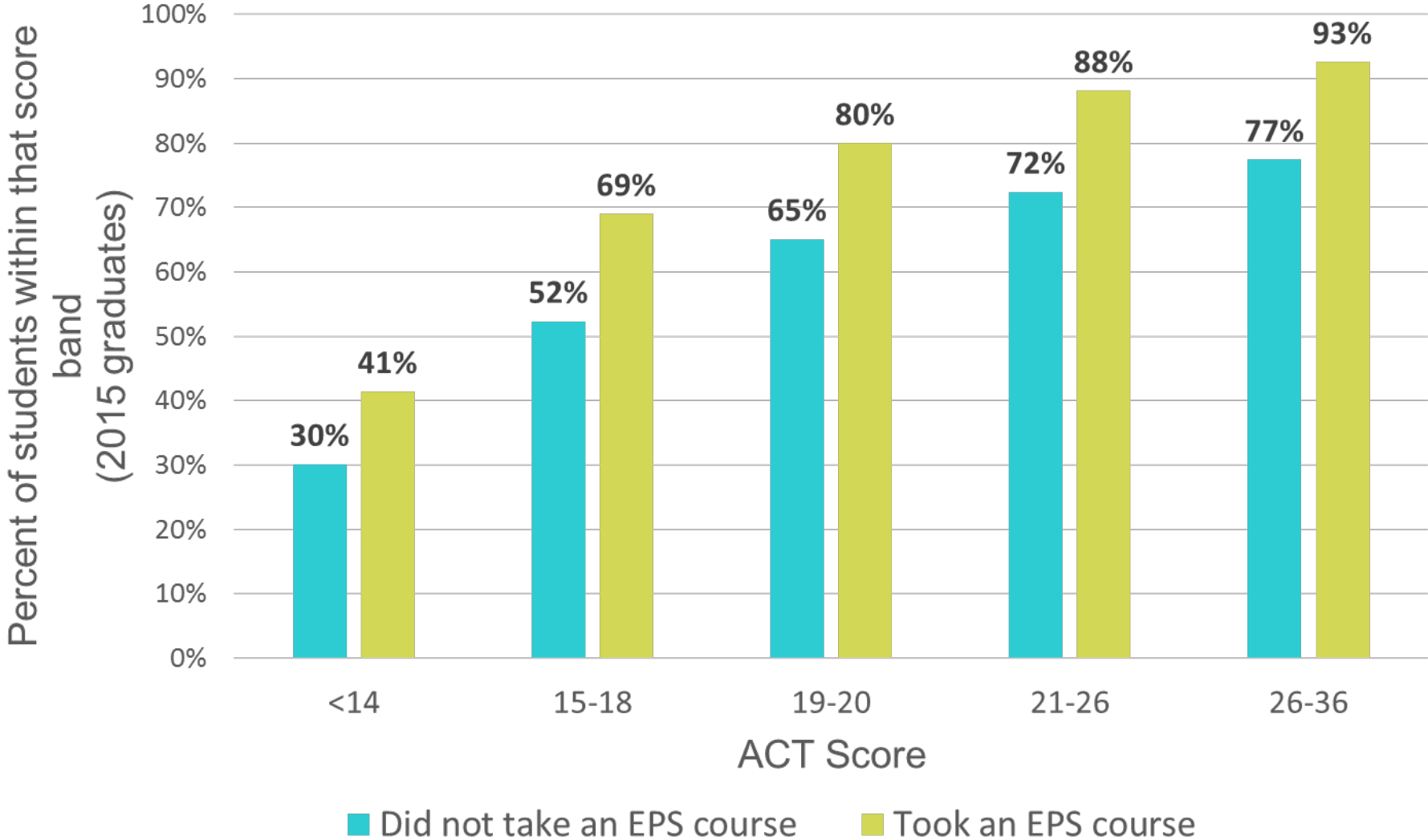
For example, there is a **27 percentage point gap in EPSO access** between ED and non-ED students. Non-ED students are twice as likely to have the chance to earn college credit in high school compared to their ED peers.



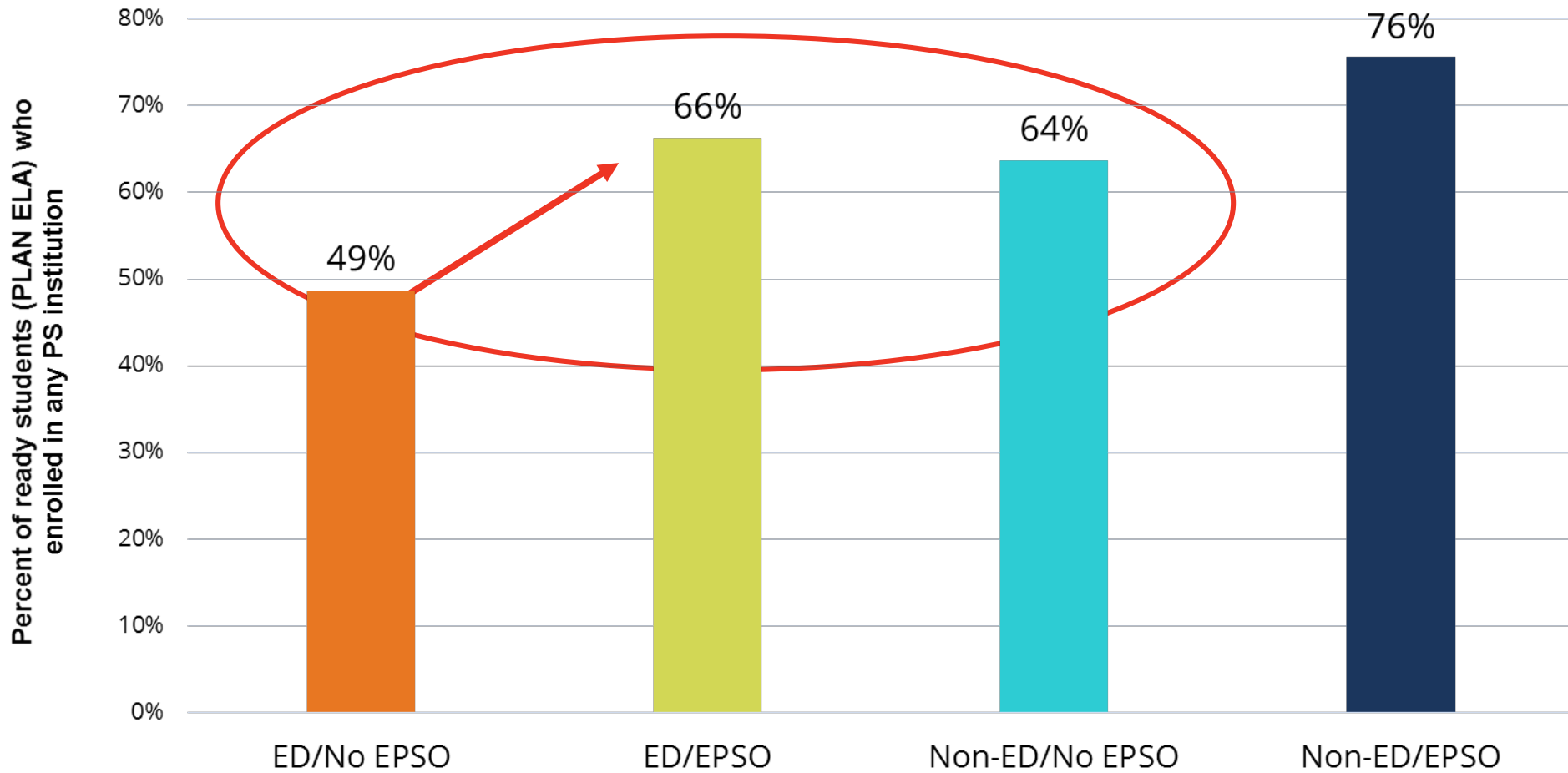
Gaps in ED student access exist across EPSOs. Many “ready” ED students are not taking EPSOs.



Regardless of ACT score, students with EPSO experience are more likely to graduate.



Early Postsecondary Courses are key to increasing postsecondary enrollment and eliminating gaps between student sub-groups.



The logo consists of a red square containing the letters 'TN' in white, serif font. Below the red square is a dark blue horizontal bar.

TN

Barriers to EPSOs

®

Barriers to Student Success

- No uniform statewide EPSO acceptance policy across TN postsecondary systems/campuses.
- Low numbers of eligible students taking advantage of EPSO courses/exams.
- Access to IB and CIE across the state.
- Proximity to community college and/or TCATs for dual credit and dual enrollment.
- Availability of teachers to teach more rigorous courses.



The logo consists of a red square with the letters 'TN' in white, serif font. Below the red square is a dark blue horizontal bar.

TN

Industry Certifications

®

What is available?

- Currently, TN promotes **42 industry certifications**.
 - In addition, the department is developing and piloting four Tennessee Specific Industry Certifications Agriculture:
Veterinary & Animal Science
 - Agriculture: Horticulture Science
 - Human Services: Dietetics & Nutrition
 - Human Services: Social Health Services
- **TN has a total of 42 industry certifications in 27 different programs of study.**

Current Landscape: Underutilization of Resources

- Number of students (*reported by CTE teachers*) who earned an industry certification in 2015-16: **2,160**
 - **This represents only 7% of CTE concentrators.**
- **20 districts** participated in 2015-16 Perkins Reserve Grant for industry certifications. The department awarded **\$149,050** to pay for industry certifications
 - **None** of the participating districts utilized 100% of the grant funds
 - **At the end of the school year, only 41% of funds were utilized**
 - **1,145 students** sat for an industry certification exam
 - **59% of students** who sat for the exam **earned the industry certification**

What are we working on?

- Obtaining data directly from industry certification agencies
- Clock hours to credit hour conversions
- Credit for students who earn multiple industry certifications

Certified Clinical Medical Assistant

100%

1,296
clock hours

9
credit hours

Completion of
2 EPSO and
an industry
certification

*The hours reflected on this slide are an example and do not reflect final awarded clock or credit hours



TN



Funding for Districts

®

Early Postsecondary Opportunity	Typical Associated Costs	Available Funding Options
Advanced Placement (AP)	<p>Required Costs:</p> <ul style="list-style-type: none"> • Student exam fees <p>Potential (not required):</p> <ul style="list-style-type: none"> • Teacher training • Purchase of materials or curriculum supplements 	<ul style="list-style-type: none"> ➤ State Exam Fee Assistance Pilot ➤ Federal Grants: ESSA Title IV Block Grant (TBD), Title I ➤ Perkins Basic (only when course is within a POS) ➤ College Board economically disadvantaged fee waivers ➤ Local Chamber of Commerce or industry partnership
Cambridge International Exams (CIE)	<p>Required Costs:</p> <ul style="list-style-type: none"> • Student exam fees <p>Potential (not required):</p> <ul style="list-style-type: none"> • Teacher training • Purchase of materials or curriculum supplements 	<ul style="list-style-type: none"> ➤ State Exam Fee Assistance Pilot ➤ Federal Grants: ESSA Title IV Block Grant (TBD), Title I ➤ Perkins Basic (only when course is within a POS) ➤ College Board economically disadvantaged fee waivers ➤ Local Chamber of Commerce or industry partnership
CLEP Exam	Student exam fee	<ul style="list-style-type: none"> • Perkins Basic (only when course is within a POS)
International Baccalaureate (IB)	<ul style="list-style-type: none"> • Application and/or teacher training costs to become an IB World School • Student exam fees 	<ul style="list-style-type: none"> ➤ State Exam Fee Assistance Pilot ➤ Federal Grants: ESSA Title IV Block Grant (TBD), Title I ➤ Perkins Basic (only when course is within a POS) ➤ College Board economically disadvantaged fee waivers ➤ Local Chamber of Commerce or industry partnership

Early Postsecondary Opportunity

Typical Associated Costs

Available Funding Options

Dual Enrollment

Required Costs:

- Tuition cost
- Mandatory fees

Potential Costs:

- Course-specific fees
- Textbooks or other materials

- Dual Enrollment Grant
- Perkins Basic (only when course is within a POS)
- Scholarships/Gap costs covered by some institutions

Local Dual Credit

Standard fee of \$25 across all community colleges

Statewide Dual Credit

- Required teacher training travel costs
- Student exam fees (covered by department)

Exam costs fully covered by TDOE

Industry Certification

- Student exam fee
- Licensure application fee
- Professional organization registration fee

- Perkins Basic
- Perkins Reserve Grant

The logo consists of a red square with the letters 'TN' in white, serif font. Below the red square is a dark blue horizontal bar.

TN

Plan for Implementation

®

Suggested Next Steps

- LEA's review current EPSO course offerings and industry certifications, possible opportunities, and assess needs across schools in coming months
- LEA's establish goals for student access to EPSO's and industry certifications
- LEA's plan for implementation over multiple years
- TDOE works with TBR to determine dual credit scale-up options
- TDOE works with TBR to review textbook and fee structure for dual enrollment courses
- TDOE works with TBR on dual enrollment quality
- TDOE finalizes TCAT credit articulation



Districts and schools in Tennessee will exemplify excellence and equity such that all students are equipped with the knowledge and skills to successfully embark on their chosen path in life.

Excellence | Optimism | Judgment | Courage | Teamwork