

# **Building Tennessee's Tomorrow: Anticipating the State's Infrastructure Needs**

July 2015 through June 2020

---

## **COUNTY SUMMARIES**

The county summaries highlight the top three types of infrastructure based on total estimated cost needed in the county broken down by whether it's needed locally or at the regional level. The estimated costs for all types of infrastructure are divided between conceptual projects and those that have moved into the planning and design stage or have started construction. The infrastructure needed at public school systems is also compared to student enrollment.

DRAFT

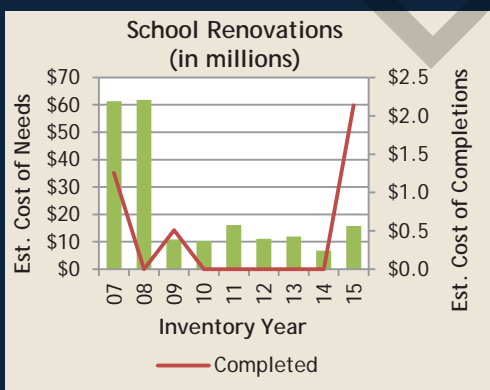
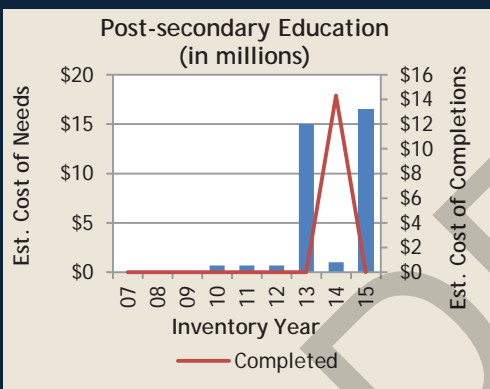
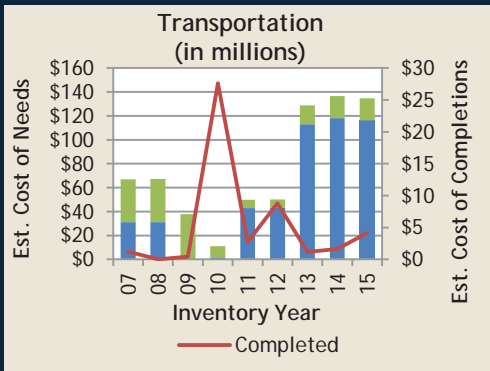
DRAFT

## Anderson County

Total Estimated Cost\* for Infrastructure Improvements

**\$216,800,582**

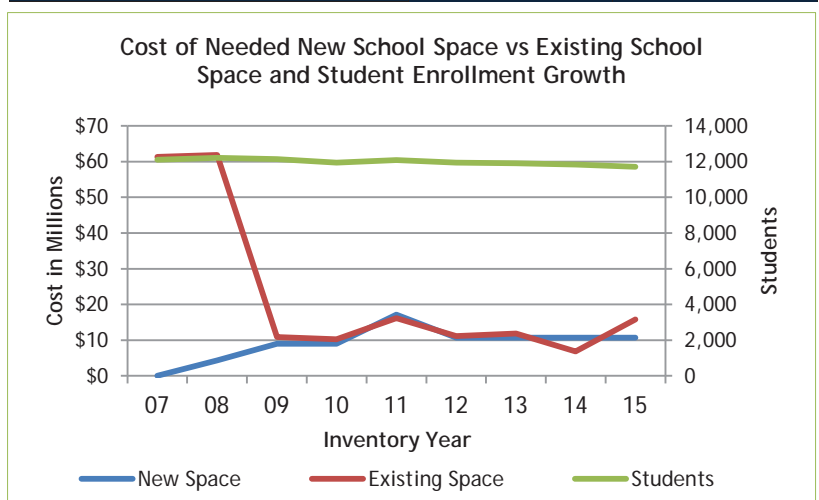
### TOP 3



■ = Local  
■ = Regional (Serves Multiple Counties)

### Estimated Cost of Needed Infrastructure for Anderson County Five-year period July 2015 through June 2020

| Project Type                         | Conceptual           | Planning & Design + Construction |
|--------------------------------------|----------------------|----------------------------------|
| Transportation                       | \$ 58,832,000        | \$ 75,753,725                    |
| Post-secondary Education             | 410,000              | 16,065,000                       |
| School Renovations                   | 9,419,855            | 6,407,996                        |
| Water and Wastewater                 | 3,600,000            | 10,537,965                       |
| Recreation                           | 7,480,000            | 5,025,000                        |
| New Public Schools & Additions       | 10,500,000           | 160,000                          |
| Community Development                | 3,474,000            | 1,998,359                        |
| Law Enforcement                      | 1,840,000            | -                                |
| Libraries, Museums, & Historic Sites | 236,682              | 1,400,000                        |
| Public Health Facilities             | 1,250,000            | -                                |
| Other Utilities                      | -                    | 595,000                          |
| Solid Waste                          | 65,000               | 500,000                          |
| Industrial Sites and Parks           | 500,000              | -                                |
| Other Facilities                     | 500,000              | -                                |
| Fire Protection                      | 250,000              | -                                |
| Business District Development        | -                    | -                                |
| Housing                              | -                    | -                                |
| Other Education                      | -                    | -                                |
| Public Buildings                     | -                    | -                                |
| School-System-wide                   | -                    | -                                |
| Storm Water                          | -                    | -                                |
| <b>Total</b>                         | <b>\$ 98,357,537</b> | <b>\$ 118,443,045</b>            |



\*Total Estimated Cost = Conceptual + Planning & Design + Construction

## Bedford County

### Total Estimated Cost\* for Infrastructure Improvements

# \$242,166,723

## TOP 3

#### Transportation (in millions)

#### New Public Schools & Additions (in millions)

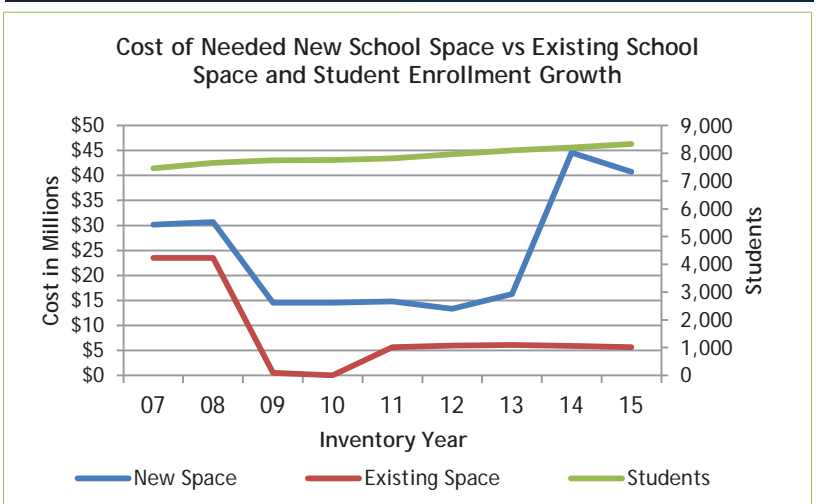
#### Water and Wastewater (in millions)

■ = Local  
■ = Regional (Serves Multiple Counties)

### Estimated Cost of Needed Infrastructure for Bedford County

#### Five-year period July 2015 through June 2020

| Project Type                         | Conceptual            | Planning & Design + Construction |
|--------------------------------------|-----------------------|----------------------------------|
| Transportation                       | \$ 70,097,000         | \$ 91,536,531                    |
| New Public Schools & Additions       | 40,722,192            | -                                |
| Water and Wastewater                 | 21,600,000            | 2,910,000                        |
| School Renovations                   | 5,420,000             | 260,000                          |
| Fire Protection                      | 2,300,000             | 450,000                          |
| Other Utilities                      | 1,500,000             | 1,000,000                        |
| Recreation                           | 425,000               | 1,796,000                        |
| Industrial Sites and Parks           | -                     | 2,000,000                        |
| Other Facilities                     | -                     | 150,000                          |
| Business District Development        | -                     | -                                |
| Community Development                | -                     | -                                |
| Housing                              | -                     | -                                |
| Law Enforcement                      | -                     | -                                |
| Libraries, Museums, & Historic Sites | -                     | -                                |
| Other Education                      | -                     | -                                |
| Post-secondary Education             | -                     | -                                |
| Public Buildings                     | -                     | -                                |
| Public Health Facilities             | -                     | -                                |
| School-System-wide                   | -                     | -                                |
| Solid Waste                          | -                     | -                                |
| Storm Water                          | -                     | -                                |
| <b>Total</b>                         | <b>\$ 142,064,192</b> | <b>\$ 100,102,531</b>            |



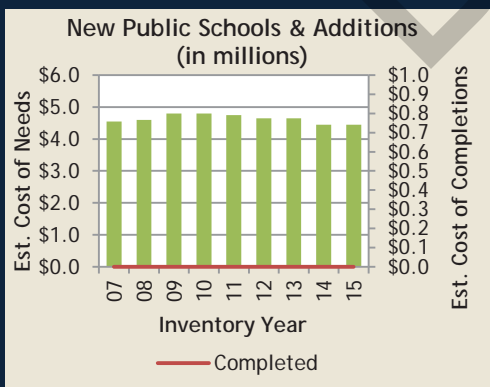
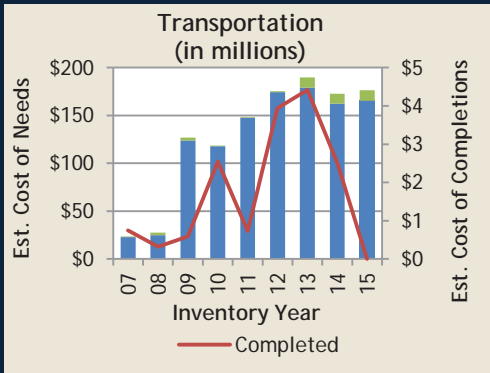
\*Total Estimated Cost = Conceptual + Planning & Design + Construction

## Benton County

Total Estimated Cost\* for Infrastructure Improvements

**\$196,312,895**

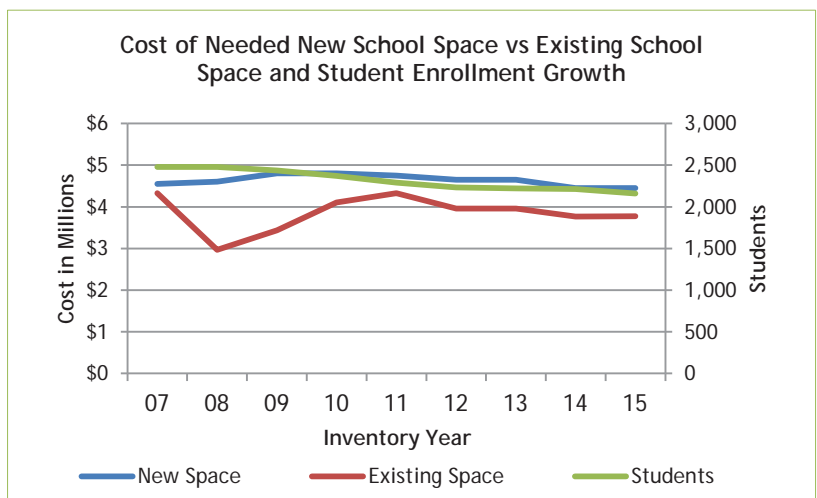
### TOP 3



■ = Local  
■ = Regional (Serves Multiple Counties)

### Estimated Cost of Needed Infrastructure for Benton County Five-year period July 2015 through June 2020

| Project Type                         | Conceptual            | Planning & Design + Construction |
|--------------------------------------|-----------------------|----------------------------------|
| Transportation                       | \$ 127,622,000        | \$ 48,749,695                    |
| Water and Wastewater                 | 10,000,000            | 255,000                          |
| New Public Schools & Additions       | 4,450,000             | -                                |
| School Renovations                   | 3,277,000             | 494,200                          |
| Recreation                           | 790,000               | -                                |
| Public Buildings                     | 575,000               | -                                |
| Other Facilities                     | 100,000               | -                                |
| Business District Development        | -                     | -                                |
| Community Development                | -                     | -                                |
| Fire Protection                      | -                     | -                                |
| Housing                              | -                     | -                                |
| Industrial Sites and Parks           | -                     | -                                |
| Law Enforcement                      | -                     | -                                |
| Libraries, Museums, & Historic Sites | -                     | -                                |
| Other Education                      | -                     | -                                |
| Other Utilities                      | -                     | -                                |
| Post-secondary Education             | -                     | -                                |
| Public Health Facilities             | -                     | -                                |
| School-System-wide                   | -                     | -                                |
| Solid Waste                          | -                     | -                                |
| Storm Water                          | -                     | -                                |
| <b>Total</b>                         | <b>\$ 146,814,000</b> | <b>\$ 49,498,895</b>             |



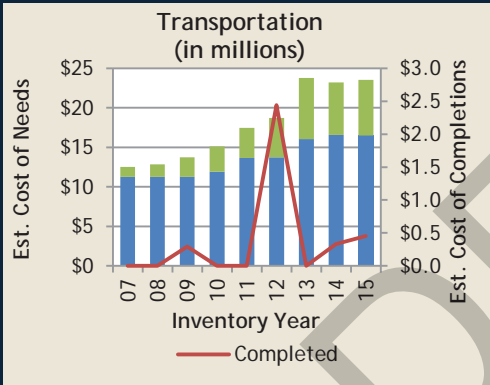
\*Total Estimated Cost = Conceptual + Planning & Design + Construction

## Bledsoe County

Total Estimated Cost\* for Infrastructure Improvements

\$90,554,978

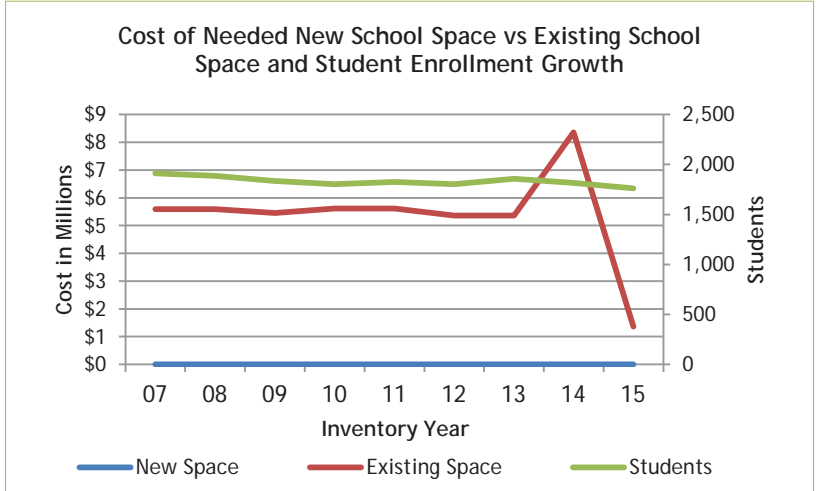
TOP 3



■ = Local  
■ = Regional (Serves Multiple Counties)

### Estimated Cost of Needed Infrastructure for Bledsoe County Five-year period July 2015 through June 2020

| Project Type                         | Conceptual           | Planning & Design + Construction |
|--------------------------------------|----------------------|----------------------------------|
| Law Enforcement                      | \$ 6,100,000         | \$ 44,250,000                    |
| Transportation                       | 22,614,000           | 920,718                          |
| Water and Wastewater                 | 9,586,410            | 540,000                          |
| Public Buildings                     | -                    | 2,500,000                        |
| Industrial Sites and Parks           | 1,500,000            | -                                |
| School Renovations                   | 745,000              | 615,000                          |
| Other Utilities                      | 500,000              | -                                |
| Recreation                           | 500,000              | -                                |
| Community Development                | -                    | 118,400                          |
| Public Health Facilities             | -                    | 65,450                           |
| Business District Development        | -                    | -                                |
| Fire Protection                      | -                    | -                                |
| Housing                              | -                    | -                                |
| Libraries, Museums, & Historic Sites | -                    | -                                |
| New Public Schools & Additions       | -                    | -                                |
| Other Education                      | -                    | -                                |
| Other Facilities                     | -                    | -                                |
| Post-secondary Education             | -                    | -                                |
| School-System-wide                   | -                    | -                                |
| Solid Waste                          | -                    | -                                |
| Storm Water                          | -                    | -                                |
| <b>Total</b>                         | <b>\$ 41,545,410</b> | <b>\$ 49,009,568</b>             |



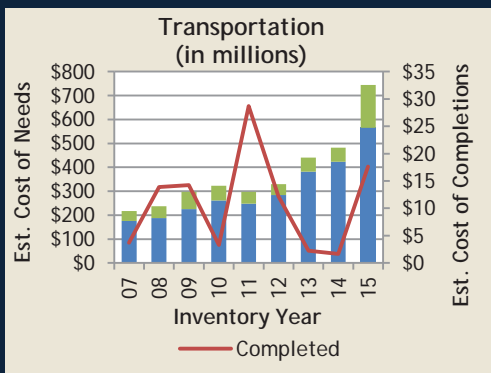
\*Total Estimated Cost = Conceptual + Planning & Design + Construction

## Blount County

Total Estimated Cost\* for Infrastructure Improvements

**\$818,365,508**

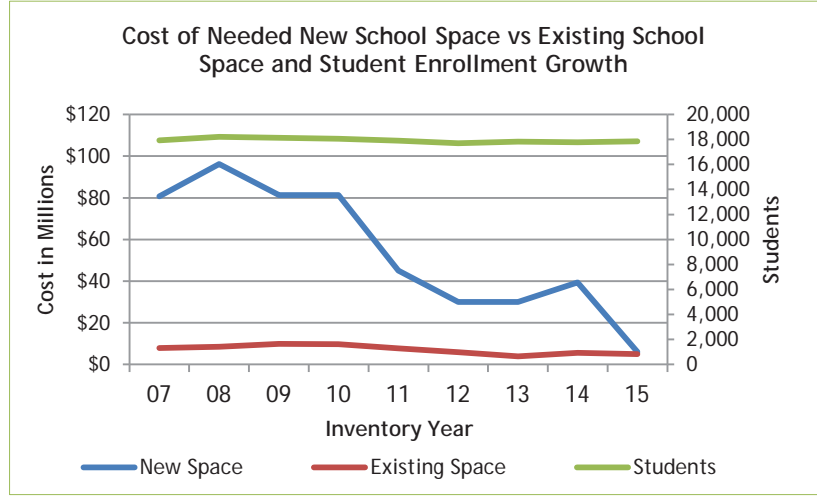
## TOP 3



■ = Local  
■ = Regional (Serves Multiple Counties)

### Estimated Cost of Needed Infrastructure for Blount County Five-year period July 2015 through June 2020

| Project Type                         | Conceptual            | Planning & Design + Construction |
|--------------------------------------|-----------------------|----------------------------------|
| Transportation                       | \$ 337,737,431        | \$ 407,008,106                   |
| Recreation                           | 22,050,000            | 5,748,954                        |
| Water and Wastewater                 | 18,800,000            | 2,867,300                        |
| Industrial Sites and Parks           | -                     | 7,060,971                        |
| New Public Schools & Additions       | 6,000,000             | -                                |
| School Renovations                   | 3,105,000             | 1,909,500                        |
| Public Buildings                     | 1,250,000             | 1,650,000                        |
| Libraries, Museums, & Historic Sites | 1,591,246             | -                                |
| Post-secondary Education             | -                     | 1,400,000                        |
| Law Enforcement                      | -                     | 120,000                          |
| Fire Protection                      | 67,000                | -                                |
| Business District Development        | -                     | -                                |
| Community Development                | -                     | -                                |
| Housing                              | -                     | -                                |
| Other Education                      | -                     | -                                |
| Other Facilities                     | -                     | -                                |
| Other Utilities                      | -                     | -                                |
| Public Health Facilities             | -                     | -                                |
| School-System-wide                   | -                     | -                                |
| Solid Waste                          | -                     | -                                |
| Storm Water                          | -                     | -                                |
| <b>Total</b>                         | <b>\$ 390,600,677</b> | <b>\$ 427,764,831</b>            |

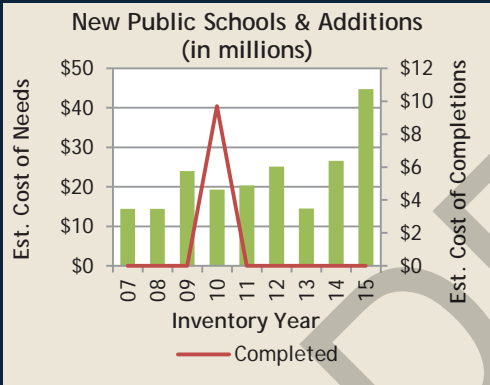
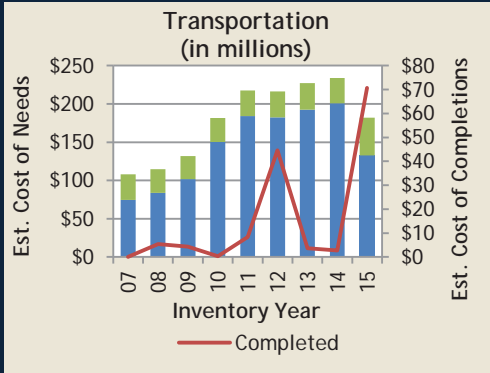


\*Total Estimated Cost = Conceptual + Planning & Design + Construction

## Bradley County

Total Estimated Cost\* for Infrastructure Improvements  
**\$329,795,767**

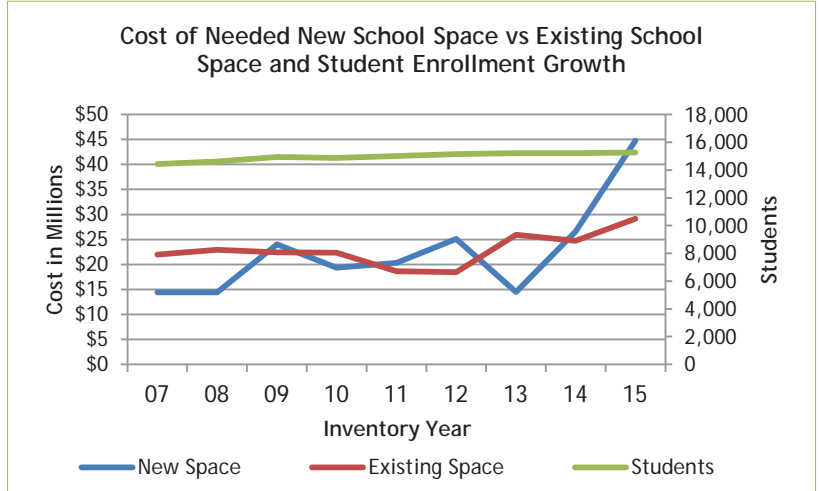
## TOP 3



■ = Local  
■ = Regional (Serves Multiple Counties)

### Estimated Cost of Needed Infrastructure for Bradley County Five-year period July 2015 through June 2020

| Project Type                         | Conceptual            | Planning & Design + Construction |
|--------------------------------------|-----------------------|----------------------------------|
| Transportation                       | \$ 66,322,898         | \$ 115,583,049                   |
| New Public Schools & Additions       | 16,375,000            | 28,384,500                       |
| Public Health Facilities             | -                     | 40,500,000                       |
| School Renovations                   | 5,693,000             | 23,462,900                       |
| Water and Wastewater                 | 7,824,000             | 11,650,000                       |
| Post-secondary Education             | 2,170,000             | 2,648,167                        |
| Other Facilities                     | -                     | 3,000,000                        |
| Community Development                | 2,500,000             | 152,280                          |
| Recreation                           | -                     | 1,399,973                        |
| Fire Protection                      | 1,200,000             | -                                |
| Libraries, Museums, & Historic Sites | 780,000               | -                                |
| Public Buildings                     | -                     | 150,000                          |
| Business District Development        | -                     | -                                |
| Housing                              | -                     | -                                |
| Industrial Sites and Parks           | -                     | -                                |
| Law Enforcement                      | -                     | -                                |
| Other Education                      | -                     | -                                |
| Other Utilities                      | -                     | -                                |
| School-System-wide                   | -                     | -                                |
| Solid Waste                          | -                     | -                                |
| Storm Water                          | -                     | -                                |
| <b>Total</b>                         | <b>\$ 102,864,898</b> | <b>\$ 226,930,869</b>            |



\*Total Estimated Cost = Conceptual + Planning & Design + Construction

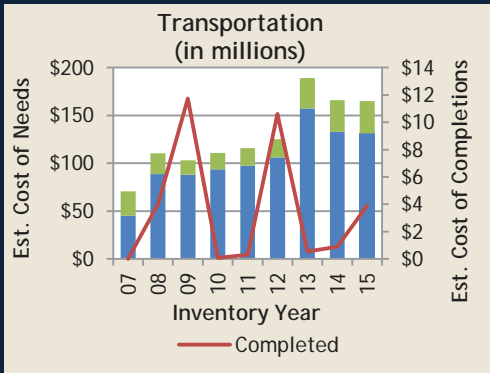


## Campbell County

Total Estimated Cost\* for Infrastructure Improvements

\$184,452,024

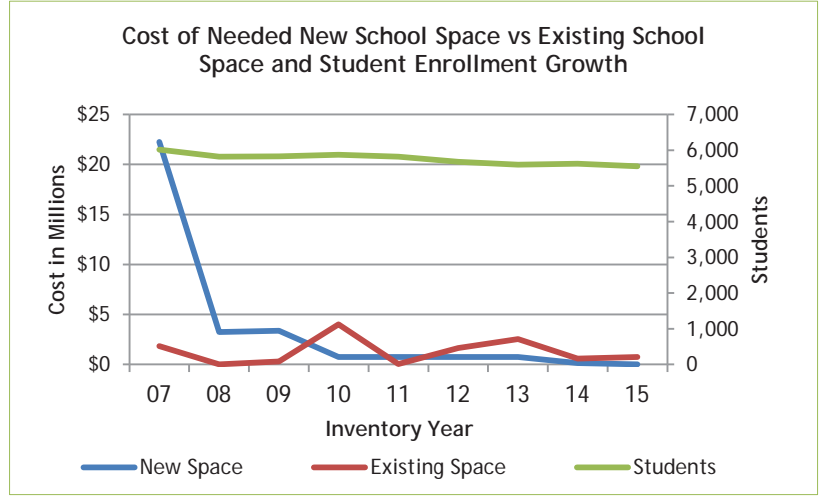
## TOP 3



■ = Local  
■ = Regional (Serves Multiple Counties)

### Estimated Cost of Needed Infrastructure for Campbell County Five-year period July 2015 through June 2020

| Project Type                         | Conceptual           | Planning & Design + Construction |
|--------------------------------------|----------------------|----------------------------------|
| Transportation                       | \$ 63,747,000        | \$ 101,127,963                   |
| Water and Wastewater                 | 4,175,000            | 6,047,000                        |
| Industrial Sites and Parks           | 3,380,000            | 500,000                          |
| Recreation                           | 2,470,000            | 170,000                          |
| School Renovations                   | 100,000              | 640,000                          |
| Fire Protection                      | 700,000              | -                                |
| Law Enforcement                      | -                    | 630,000                          |
| Other Utilities                      | 107,004              | 298,057                          |
| Storm Water                          | -                    | 360,000                          |
| Business District Development        | -                    | -                                |
| Community Development                | -                    | -                                |
| Housing                              | -                    | -                                |
| Libraries, Museums, & Historic Sites | -                    | -                                |
| New Public Schools & Additions       | -                    | -                                |
| Other Education                      | -                    | -                                |
| Other Facilities                     | -                    | -                                |
| Post-secondary Education             | -                    | -                                |
| Public Buildings                     | -                    | -                                |
| Public Health Facilities             | -                    | -                                |
| School-System-wide                   | -                    | -                                |
| Solid Waste                          | -                    | -                                |
| <b>Total</b>                         | <b>\$ 74,679,004</b> | <b>\$ 109,773,020</b>            |



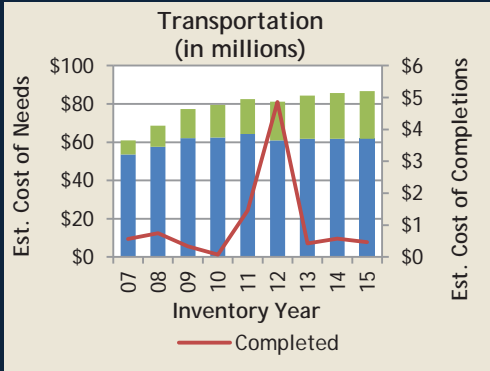
\*Total Estimated Cost = Conceptual + Planning & Design + Construction

## Cannon County

Total Estimated Cost\* for Infrastructure Improvements

\$96,393,888

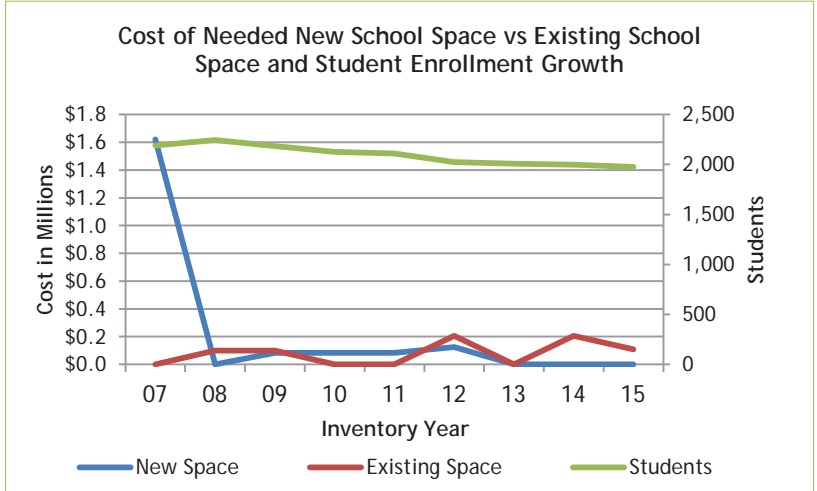
# TOP 3



■ = Local  
■ = Regional (Serves Multiple Counties)

## Estimated Cost of Needed Infrastructure for Cannon County Five-year period July 2015 through June 2020

| Project Type                         | Conceptual           | Planning & Design + Construction |
|--------------------------------------|----------------------|----------------------------------|
| Transportation                       | \$ 85,371,000        | \$ 1,312,857                     |
| Water and Wastewater                 | 6,000,000            | -                                |
| Industrial Sites and Parks           | 3,000,000            | -                                |
| Public Health Facilities             | -                    | 600,000                          |
| School Renovations                   | -                    | 110,031                          |
| Business District Development        | -                    | -                                |
| Community Development                | -                    | -                                |
| Fire Protection                      | -                    | -                                |
| Housing                              | -                    | -                                |
| Law Enforcement                      | -                    | -                                |
| Libraries, Museums, & Historic Sites | -                    | -                                |
| New Public Schools & Additions       | -                    | -                                |
| Other Education                      | -                    | -                                |
| Other Facilities                     | -                    | -                                |
| Other Utilities                      | -                    | -                                |
| Post-secondary Education             | -                    | -                                |
| Public Buildings                     | -                    | -                                |
| Recreation                           | -                    | -                                |
| School-System-wide                   | -                    | -                                |
| Solid Waste                          | -                    | -                                |
| Storm Water                          | -                    | -                                |
| <b>Total</b>                         | <b>\$ 94,371,000</b> | <b>\$ 2,022,888</b>              |



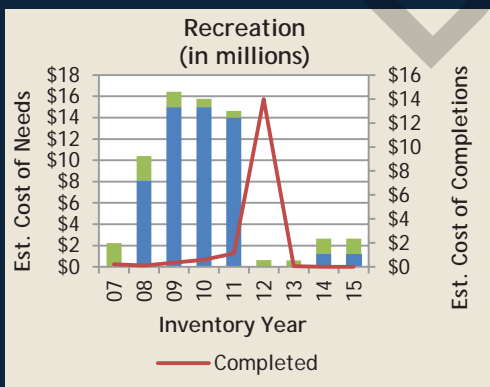
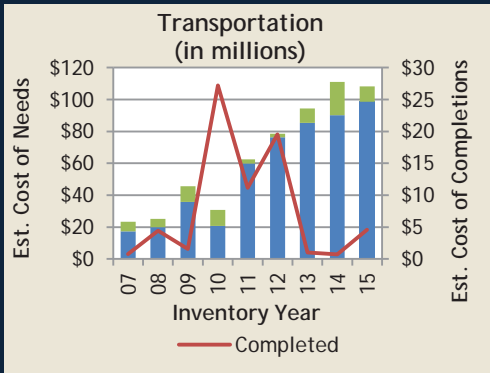
\*Total Estimated Cost = Conceptual + Planning & Design + Construction

## Carroll County

Total Estimated Cost\* for Infrastructure Improvements

**\$118,097,327**

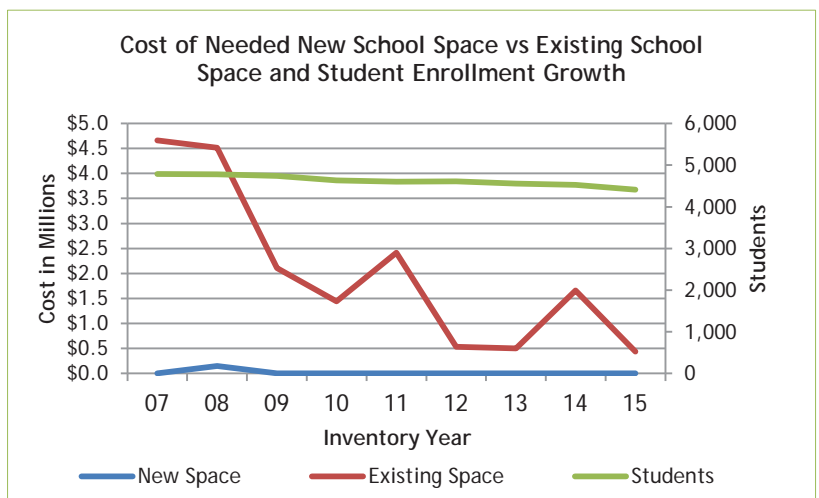
## TOP 3



■ = Local  
■ = Regional (Serves Multiple Counties)

### Estimated Cost of Needed Infrastructure for Carroll County Five-year period July 2015 through June 2020

| Project Type                         | Conceptual           | Planning & Design + Construction |
|--------------------------------------|----------------------|----------------------------------|
| Transportation                       | \$ 40,986,000        | \$ 67,304,142                    |
| Water and Wastewater                 | 2,933,000            | 697,185                          |
| Recreation                           | 1,200,000            | 1,440,000                        |
| Public Buildings                     | 1,500,000            | -                                |
| Storm Water                          | 500,000              | -                                |
| School Renovations                   | 260,000              | 178,000                          |
| Fire Protection                      | 400,000              | -                                |
| Other Facilities                     | 375,000              | -                                |
| Law Enforcement                      | -                    | 324,000                          |
| Business District Development        | -                    | -                                |
| Community Development                | -                    | -                                |
| Housing                              | -                    | -                                |
| Industrial Sites and Parks           | -                    | -                                |
| Libraries, Museums, & Historic Sites | -                    | -                                |
| New Public Schools & Additions       | -                    | -                                |
| Other Education                      | -                    | -                                |
| Other Utilities                      | -                    | -                                |
| Post-secondary Education             | -                    | -                                |
| Public Health Facilities             | -                    | -                                |
| School-System-wide                   | -                    | -                                |
| Solid Waste                          | -                    | -                                |
| <b>Total</b>                         | <b>\$ 48,154,000</b> | <b>\$ 69,943,327</b>             |

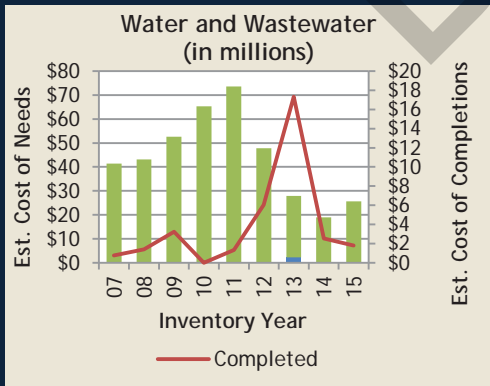
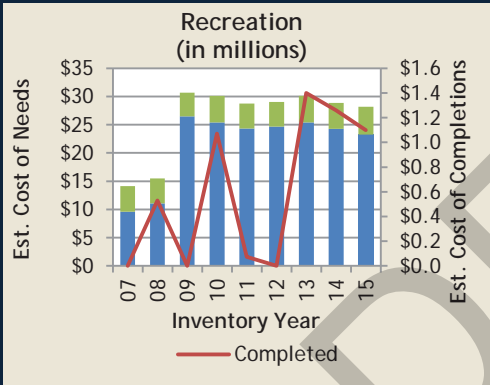
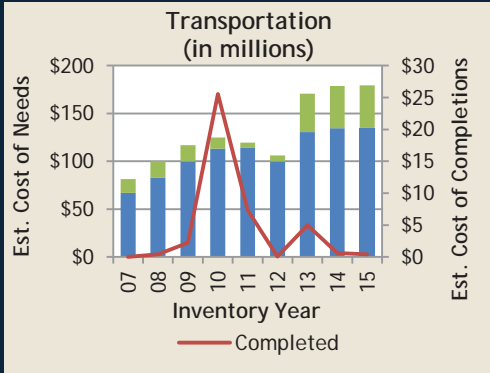


\*Total Estimated Cost = Conceptual + Planning & Design + Construction

## Carter County

Total Estimated Cost\* for Infrastructure Improvements  
**\$289,343,246**

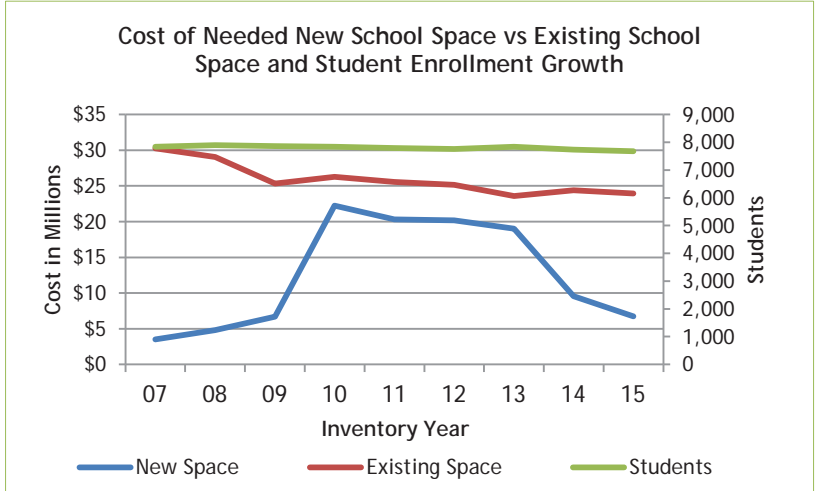
### TOP 3



■ = Local  
■ = Regional (Serves Multiple Counties)

### Estimated Cost of Needed Infrastructure for Carter County Five-year period July 2015 through June 2020

| Project Type                         | Conceptual            | Planning & Design + Construction |
|--------------------------------------|-----------------------|----------------------------------|
| Transportation                       | \$ 85,791,000         | \$ 93,726,199                    |
| Recreation                           | 5,985,000             | 22,217,800                       |
| Water and Wastewater                 | 20,060,000            | 5,641,364                        |
| School Renovations                   | 16,994,214            | 6,927,669                        |
| Post-secondary Education             | -                     | 16,000,000                       |
| New Public Schools & Additions       | 5,045,000             | 1,700,000                        |
| Law Enforcement                      | -                     | 2,300,000                        |
| Housing                              | 2,060,000             | 175,000                          |
| Fire Protection                      | 1,300,000             | -                                |
| Solid Waste                          | 950,000               | -                                |
| Libraries, Museums, & Historic Sites | 900,000               | -                                |
| Public Health Facilities             | 870,000               | -                                |
| Business District Development        | -                     | 500,000                          |
| Public Buildings                     | 200,000               | -                                |
| Community Development                | -                     | -                                |
| Industrial Sites and Parks           | -                     | -                                |
| Other Education                      | -                     | -                                |
| Other Facilities                     | -                     | -                                |
| Other Utilities                      | -                     | -                                |
| School-System-wide                   | -                     | -                                |
| Storm Water                          | -                     | -                                |
| <b>Total</b>                         | <b>\$ 140,155,214</b> | <b>\$ 149,188,032</b>            |



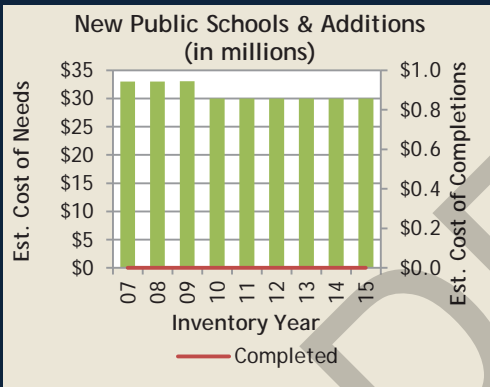
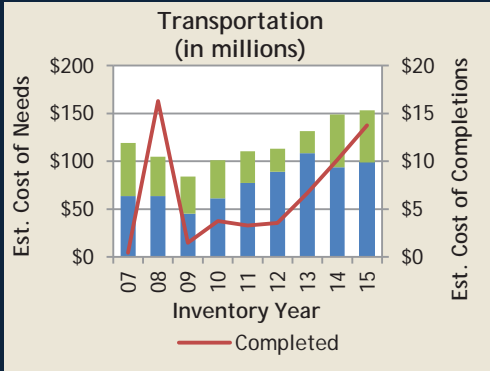
\*Total Estimated Cost = Conceptual + Planning & Design + Construction

## Cheatham County

Total Estimated Cost\* for Infrastructure Improvements

\$248,198,107

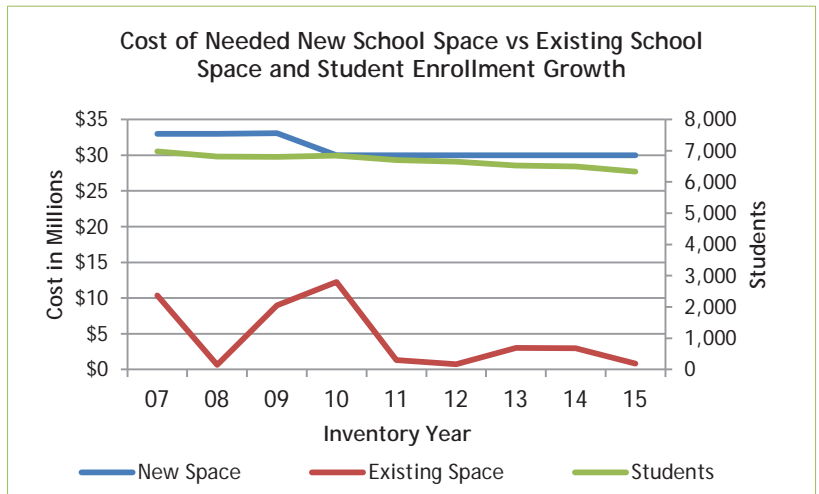
# TOP 3



■ = Local  
■ = Regional (Serves Multiple Counties)

### Estimated Cost of Needed Infrastructure for Cheatham County Five-year period July 2015 through June 2020

| Project Type                         | Conceptual            | Planning & Design + Construction |
|--------------------------------------|-----------------------|----------------------------------|
| Transportation                       | \$ 81,724,000         | \$ 71,421,764                    |
| New Public Schools & Additions       | 30,000,000            | -                                |
| Water and Wastewater                 | 17,250,000            | 5,207,000                        |
| Public Buildings                     | 14,100,000            | -                                |
| Law Enforcement                      | 12,000,000            | -                                |
| Recreation                           | 6,205,295             | 5,647,000                        |
| Industrial Sites and Parks           | 2,100,000             | -                                |
| Libraries, Museums, & Historic Sites | 1,000,000             | -                                |
| School Renovations                   | -                     | 830,052                          |
| Fire Protection                      | 300,000               | -                                |
| Storm Water                          | 200,000               | -                                |
| Business District Development        | -                     | 162,996                          |
| Other Facilities                     | 50,000                | -                                |
| Community Development                | -                     | -                                |
| Housing                              | -                     | -                                |
| Other Education                      | -                     | -                                |
| Other Utilities                      | -                     | -                                |
| Post-secondary Education             | -                     | -                                |
| Public Health Facilities             | -                     | -                                |
| School-System-wide                   | -                     | -                                |
| Solid Waste                          | -                     | -                                |
| <b>Total</b>                         | <b>\$ 164,929,295</b> | <b>\$ 83,268,812</b>             |



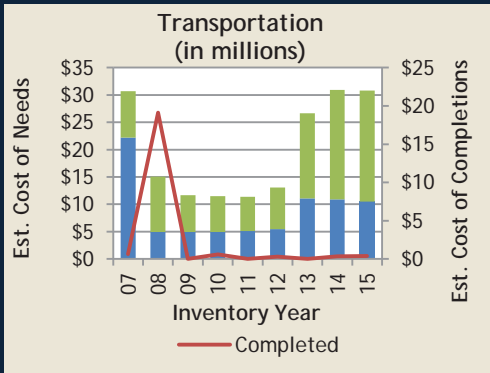
\*Total Estimated Cost = Conceptual + Planning & Design + Construction

## Chester County

Total Estimated Cost\* for Infrastructure Improvements

\$44,847,636

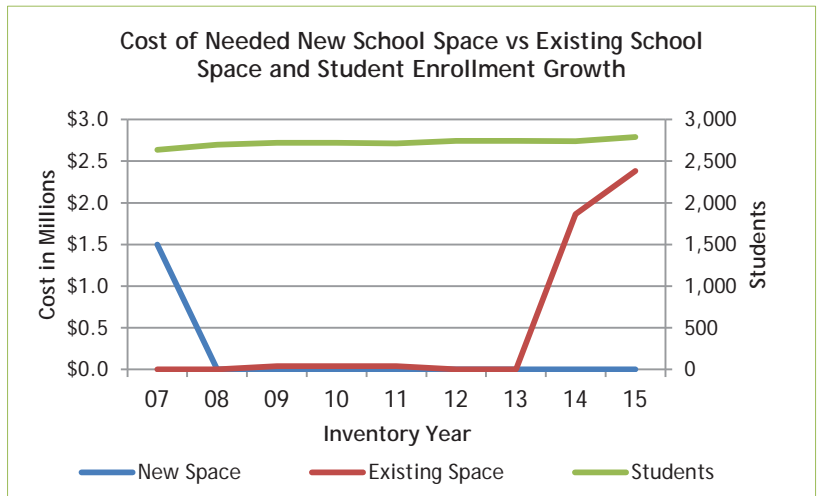
## TOP 3



■ = Local  
■ = Regional (Serves Multiple Counties)

### Estimated Cost of Needed Infrastructure for Chester County Five-year period July 2015 through June 2020

| Project Type                         | Conceptual           | Planning & Design + Construction |
|--------------------------------------|----------------------|----------------------------------|
| Transportation                       | \$ 28,389,000        | \$ 2,436,310                     |
| Water and Wastewater                 | 6,900,000            | 250,000                          |
| Recreation                           | 3,155,000            | -                                |
| School Renovations                   | 2,054,300            | 328,026                          |
| Other Facilities                     | 1,335,000            | -                                |
| Business District Development        | -                    | -                                |
| Community Development                | -                    | -                                |
| Fire Protection                      | -                    | -                                |
| Housing                              | -                    | -                                |
| Industrial Sites and Parks           | -                    | -                                |
| Law Enforcement                      | -                    | -                                |
| Libraries, Museums, & Historic Sites | -                    | -                                |
| New Public Schools & Additions       | -                    | -                                |
| Other Education                      | -                    | -                                |
| Other Utilities                      | -                    | -                                |
| Post-secondary Education             | -                    | -                                |
| Public Buildings                     | -                    | -                                |
| Public Health Facilities             | -                    | -                                |
| School-System-wide                   | -                    | -                                |
| Solid Waste                          | -                    | -                                |
| Storm Water                          | -                    | -                                |
| <b>Total</b>                         | <b>\$ 41,833,300</b> | <b>\$ 3,014,336</b>              |



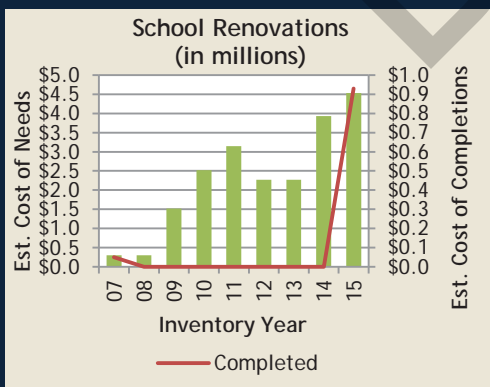
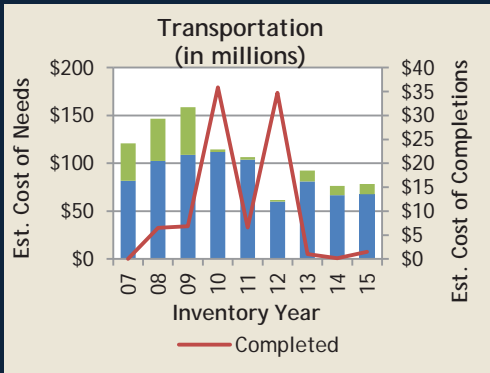
\*Total Estimated Cost = Conceptual + Planning & Design + Construction

## Claiborne County

Total Estimated Cost\* for Infrastructure Improvements

\$102,740,120

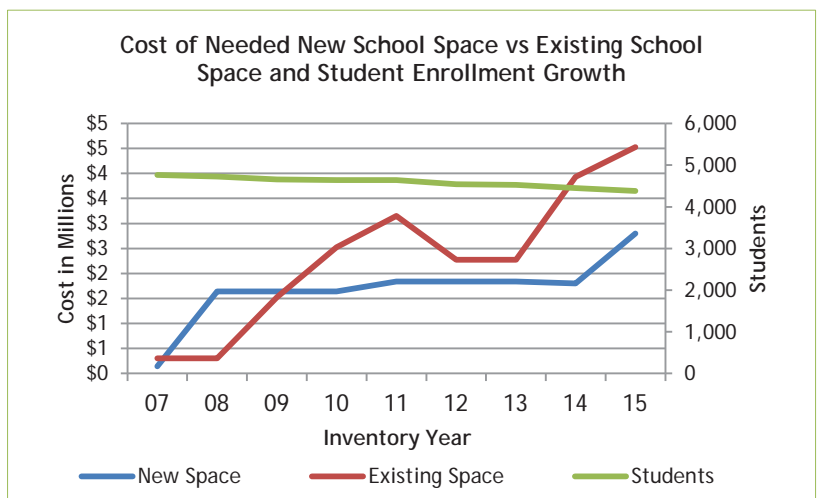
## TOP 3



■ = Local  
■ = Regional (Serves Multiple Counties)

### Estimated Cost of Needed Infrastructure for Claiborne County Five-year period July 2015 through June 2020

| Project Type                         | Conceptual           | Planning & Design + Construction |
|--------------------------------------|----------------------|----------------------------------|
| Transportation                       | \$ 28,528,000        | \$ 49,989,638                    |
| Water and Wastewater                 | 11,153,645           | 1,949,060                        |
| School Renovations                   | 3,672,000            | 857,000                          |
| New Public Schools & Additions       | 2,800,000            | -                                |
| Recreation                           | 900,000              | 1,382,127                        |
| Law Enforcement                      | 520,000              | -                                |
| Public Buildings                     | 500,000              | -                                |
| Business District Development        | -                    | 488,650                          |
| Community Development                | -                    | -                                |
| Fire Protection                      | -                    | -                                |
| Housing                              | -                    | -                                |
| Industrial Sites and Parks           | -                    | -                                |
| Libraries, Museums, & Historic Sites | -                    | -                                |
| Other Education                      | -                    | -                                |
| Other Facilities                     | -                    | -                                |
| Other Utilities                      | -                    | -                                |
| Post-secondary Education             | -                    | -                                |
| Public Health Facilities             | -                    | -                                |
| School-System-wide                   | -                    | -                                |
| Solid Waste                          | -                    | -                                |
| Storm Water                          | -                    | -                                |
| <b>Total</b>                         | <b>\$ 48,073,645</b> | <b>\$ 54,666,475</b>             |

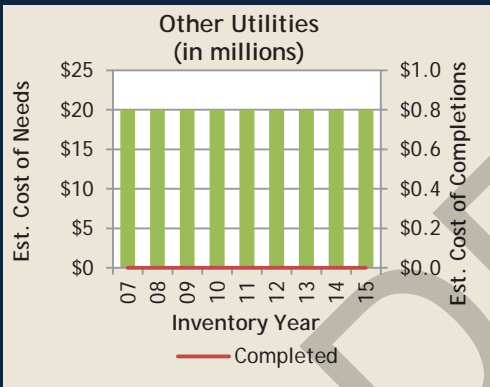
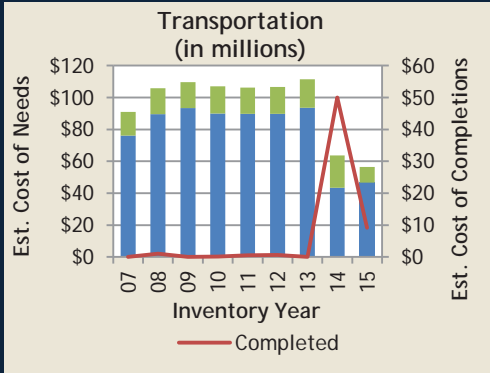


\*Total Estimated Cost = Conceptual + Planning & Design + Construction

## Clay County

Total Estimated Cost\* for Infrastructure Improvements  
**\$90,497,537**

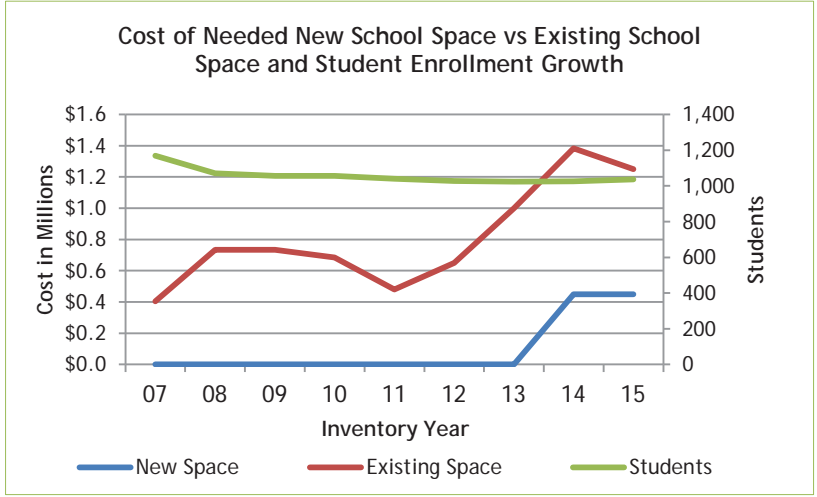
## TOP 3



■ = Local  
■ = Regional (Serves Multiple Counties)

### Estimated Cost of Needed Infrastructure for Clay County Five-year period July 2015 through June 2020

| Project Type                         | Conceptual           | Planning & Design + Construction |
|--------------------------------------|----------------------|----------------------------------|
| Transportation                       | \$ 7,084,000         | \$ 49,463,537                    |
| Other Utilities                      | 20,000,000           | -                                |
| Water and Wastewater                 | 2,000,000            | 3,050,000                        |
| Law Enforcement                      | 5,000,000            | -                                |
| Industrial Sites and Parks           | 1,700,000            | -                                |
| School Renovations                   | 800,000              | 450,000                          |
| Solid Waste                          | 500,000              | -                                |
| New Public Schools & Additions       | 400,000              | 50,000                           |
| Business District Development        | -                    | -                                |
| Community Development                | -                    | -                                |
| Fire Protection                      | -                    | -                                |
| Housing                              | -                    | -                                |
| Libraries, Museums, & Historic Sites | -                    | -                                |
| Other Education                      | -                    | -                                |
| Other Facilities                     | -                    | -                                |
| Post-secondary Education             | -                    | -                                |
| Public Buildings                     | -                    | -                                |
| Public Health Facilities             | -                    | -                                |
| Recreation                           | -                    | -                                |
| School-System-wide                   | -                    | -                                |
| Storm Water                          | -                    | -                                |
| <b>Total</b>                         | <b>\$ 37,484,000</b> | <b>\$ 53,013,537</b>             |



\*Total Estimated Cost = Conceptual + Planning & Design + Construction

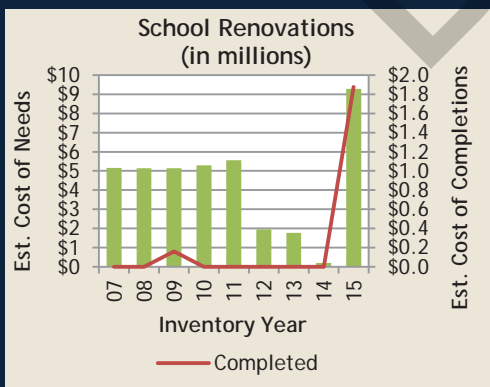
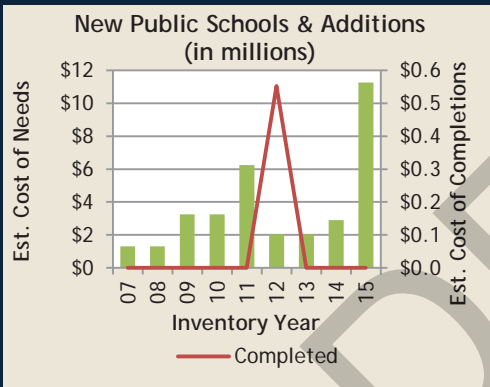
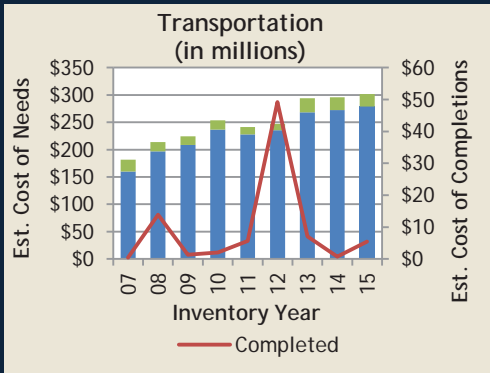


## Cocke County

Total Estimated Cost\* for Infrastructure Improvements

\$338,131,144

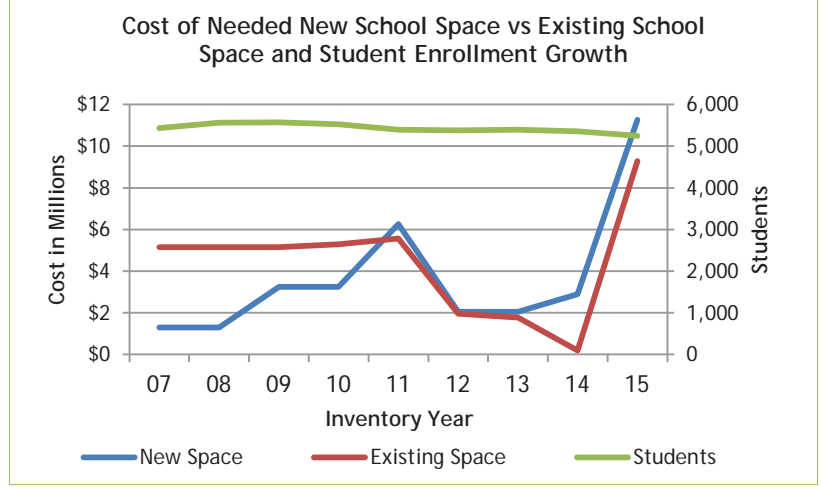
# TOP 3



■ = Local  
■ = Regional (Serves Multiple Counties)

### Estimated Cost of Needed Infrastructure for Cocke County Five-year period July 2015 through June 2020

| Project Type                         | Conceptual           | Planning & Design + Construction |
|--------------------------------------|----------------------|----------------------------------|
| Transportation                       | \$ 68,492,000        | \$ 233,412,885                   |
| New Public Schools & Additions       | 7,676,000            | 3,590,000                        |
| School Renovations                   | 8,337,607            | 950,000                          |
| Water and Wastewater                 | 1,660,000            | 4,591,092                        |
| Other Utilities                      | 1,700,000            | 4,100,000                        |
| Law Enforcement                      | 3,000,000            | -                                |
| Recreation                           | 114,000              | 507,560                          |
| Business District Development        | -                    | -                                |
| Community Development                | -                    | -                                |
| Fire Protection                      | -                    | -                                |
| Housing                              | -                    | -                                |
| Industrial Sites and Parks           | -                    | -                                |
| Libraries, Museums, & Historic Sites | -                    | -                                |
| Other Education                      | -                    | -                                |
| Other Facilities                     | -                    | -                                |
| Post-secondary Education             | -                    | -                                |
| Public Buildings                     | -                    | -                                |
| Public Health Facilities             | -                    | -                                |
| School-System-wide                   | -                    | -                                |
| Solid Waste                          | -                    | -                                |
| Storm Water                          | -                    | -                                |
| <b>Total</b>                         | <b>\$ 90,979,607</b> | <b>\$ 247,151,537</b>            |

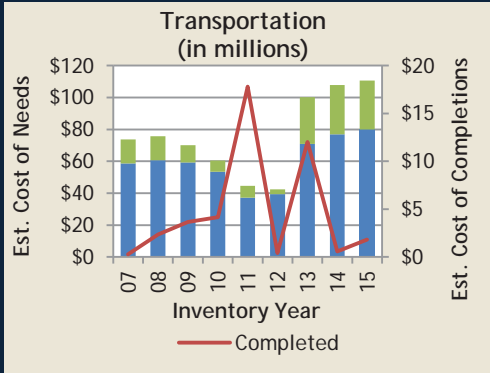


\*Total Estimated Cost = Conceptual + Planning & Design + Construction

## Coffee County

Total Estimated Cost\* for Infrastructure Improvements  
**\$194,875,453**

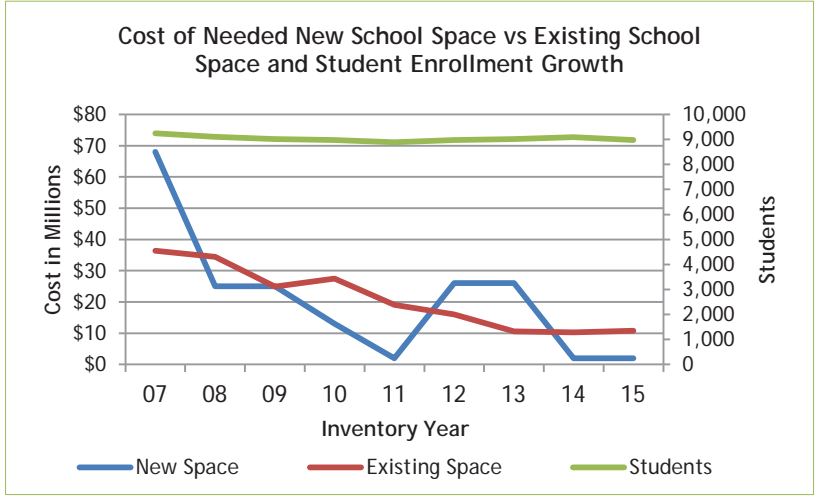
## TOP 3



■ = Local  
■ = Regional (Serves Multiple Counties)

### Estimated Cost of Needed Infrastructure for Coffee County Five-year period July 2015 through June 2020

| Project Type                         | Conceptual            | Planning & Design + Construction |
|--------------------------------------|-----------------------|----------------------------------|
| Transportation                       | \$ 72,632,000         | \$ 37,912,749                    |
| Law Enforcement                      | 38,090,000            | 1,300,000                        |
| Water and Wastewater                 | 19,000,000            | 9,150,000                        |
| School Renovations                   | 4,519,708             | 6,310,407                        |
| Public Buildings                     | 3,000,000             | -                                |
| New Public Schools & Additions       | -                     | 2,000,000                        |
| Industrial Sites and Parks           | 450,000               | -                                |
| Storm Water                          | -                     | 370,589                          |
| Recreation                           | -                     | 140,000                          |
| Business District Development        | -                     | -                                |
| Community Development                | -                     | -                                |
| Fire Protection                      | -                     | -                                |
| Housing                              | -                     | -                                |
| Libraries, Museums, & Historic Sites | -                     | -                                |
| Other Education                      | -                     | -                                |
| Other Facilities                     | -                     | -                                |
| Other Utilities                      | -                     | -                                |
| Post-secondary Education             | -                     | -                                |
| Public Health Facilities             | -                     | -                                |
| School-System-wide                   | -                     | -                                |
| Solid Waste                          | -                     | -                                |
| <b>Total</b>                         | <b>\$ 137,691,708</b> | <b>\$ 57,183,745</b>             |



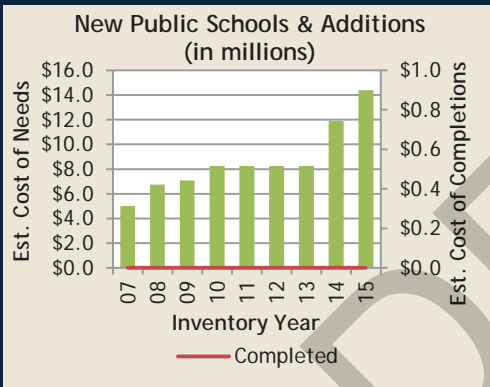
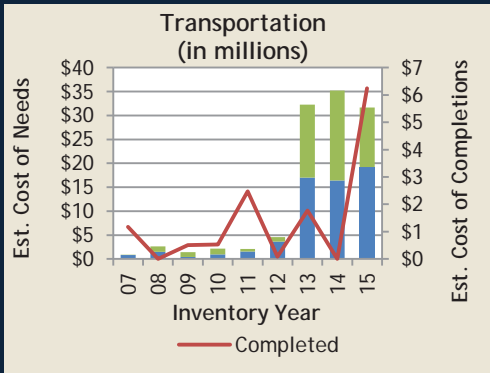
\*Total Estimated Cost = Conceptual + Planning & Design + Construction

## Crockett County

Total Estimated Cost\* for Infrastructure Improvements

\$54,790,319

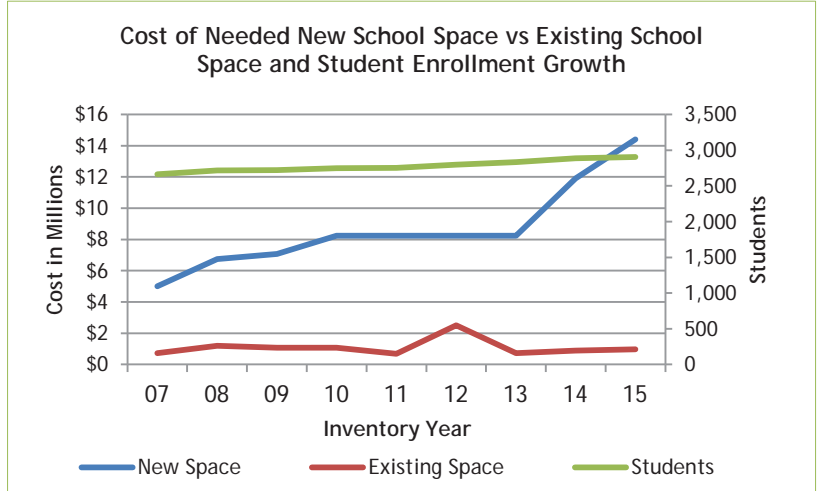
## TOP 3



■ = Local  
■ = Regional (Serves Multiple Counties)

### Estimated Cost of Needed Infrastructure for Crockett County Five-year period July 2015 through June 2020

| Project Type                         | Conceptual           | Planning & Design + Construction |
|--------------------------------------|----------------------|----------------------------------|
| Transportation                       | \$ 28,900,000        | \$ 2,755,865                     |
| New Public Schools & Additions       | 14,400,000           | -                                |
| Water and Wastewater                 | 2,622,726            | 410,000                          |
| Law Enforcement                      | 1,350,000            | 78,000                           |
| Fire Protection                      | -                    | 1,253,728                        |
| Recreation                           | 1,100,000            | -                                |
| School Renovations                   | 740,000              | 230,000                          |
| Community Development                | 500,000              | 250,000                          |
| Public Buildings                     | 200,000              | -                                |
| Business District Development        | -                    | -                                |
| Housing                              | -                    | -                                |
| Industrial Sites and Parks           | -                    | -                                |
| Libraries, Museums, & Historic Sites | -                    | -                                |
| Other Education                      | -                    | -                                |
| Other Facilities                     | -                    | -                                |
| Other Utilities                      | -                    | -                                |
| Post-secondary Education             | -                    | -                                |
| Public Health Facilities             | -                    | -                                |
| School-System-wide                   | -                    | -                                |
| Solid Waste                          | -                    | -                                |
| Storm Water                          | -                    | -                                |
| <b>Total</b>                         | <b>\$ 49,812,726</b> | <b>\$ 4,977,593</b>              |



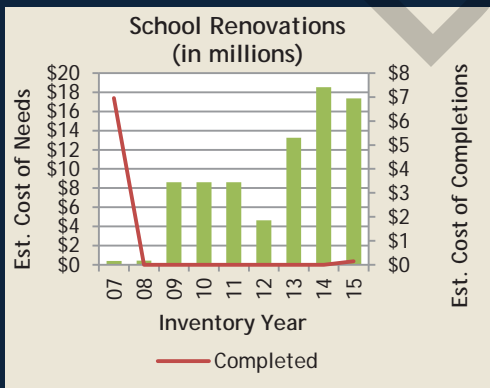
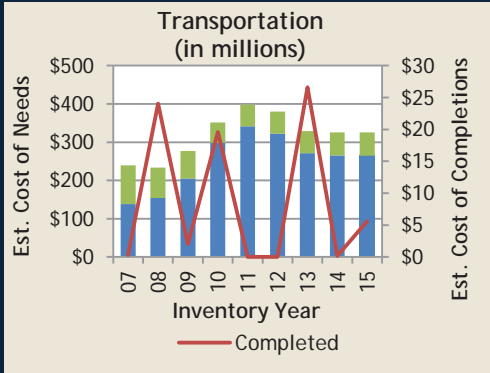
\*Total Estimated Cost = Conceptual + Planning & Design + Construction

## Cumberland County

Total Estimated Cost\* for Infrastructure Improvements

**\$450,958,747**

### TOP 3

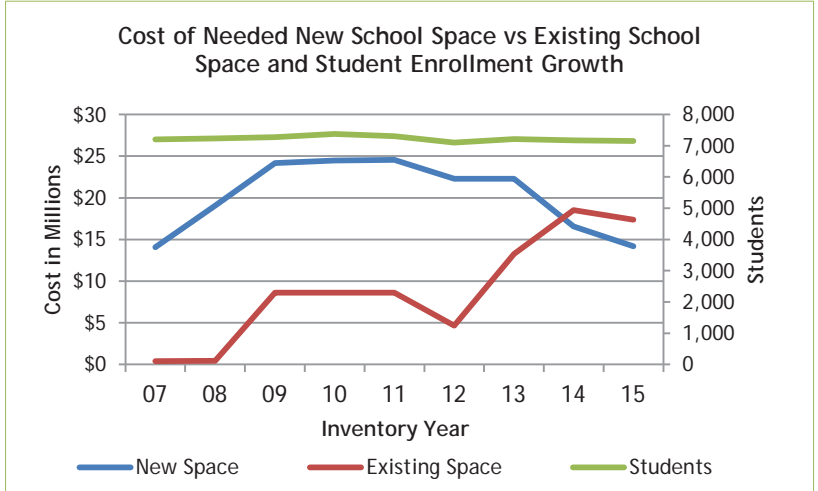


■ = Local  
■ = Regional (Serves Multiple Counties)

## Estimated Cost of Needed Infrastructure for Cumberland County

Five-year period July 2015 through June 2020

| Project Type                         | Conceptual           | Planning & Design + Construction |
|--------------------------------------|----------------------|----------------------------------|
| Transportation                       | \$ 34,748,000        | \$ 290,479,197                   |
| Water and Wastewater                 | -                    | 69,950,000                       |
| School Renovations                   | 14,390,550           | 2,981,000                        |
| New Public Schools & Additions       | 14,200,000           | -                                |
| Industrial Sites and Parks           | -                    | 9,500,000                        |
| Recreation                           | 7,010,000            | -                                |
| Business District Development        | -                    | 6,000,000                        |
| Post-secondary Education             | 1,000,000            | 400,000                          |
| Storm Water                          | 300,000              | -                                |
| Community Development                | -                    | -                                |
| Fire Protection                      | -                    | -                                |
| Housing                              | -                    | -                                |
| Law Enforcement                      | -                    | -                                |
| Libraries, Museums, & Historic Sites | -                    | -                                |
| Other Education                      | -                    | -                                |
| Other Facilities                     | -                    | -                                |
| Other Utilities                      | -                    | -                                |
| Public Buildings                     | -                    | -                                |
| Public Health Facilities             | -                    | -                                |
| School-System-wide                   | -                    | -                                |
| Solid Waste                          | -                    | -                                |
| <b>Total</b>                         | <b>\$ 71,648,550</b> | <b>\$ 379,310,197</b>            |



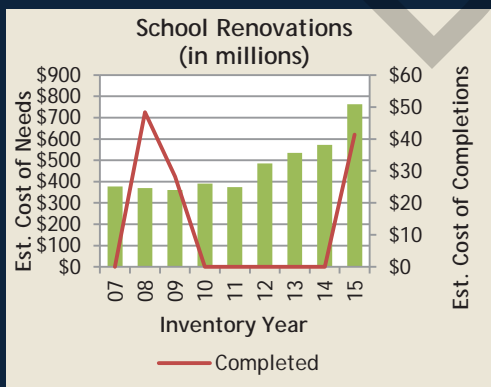
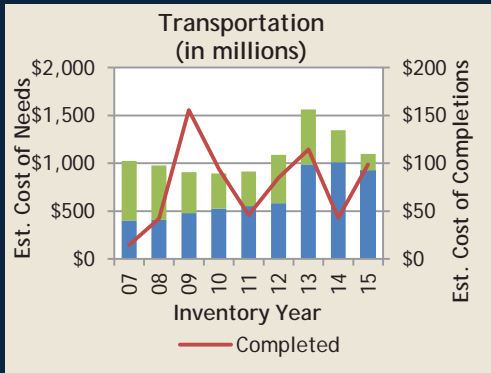
\*Total Estimated Cost = Conceptual + Planning & Design + Construction

## Davidson County

Total Estimated Cost\* for Infrastructure Improvements

**\$4,559,910,846**

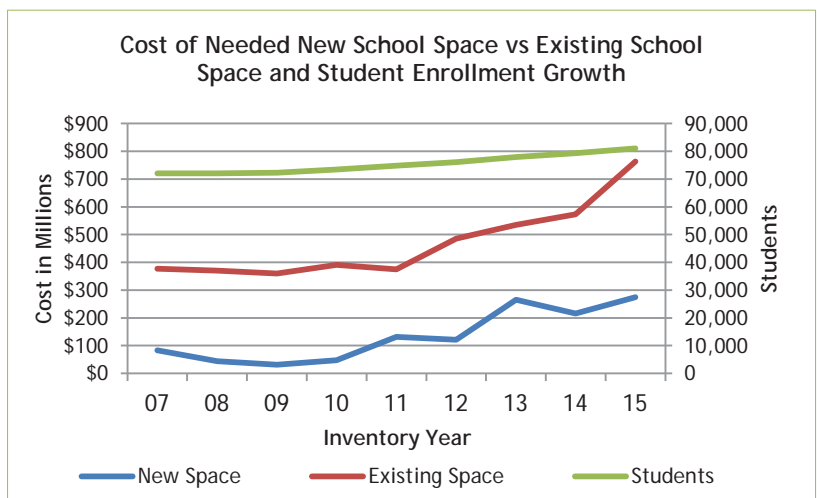
# TOP 3



■ = Local  
■ = Regional (Serves Multiple Counties)

### Estimated Cost of Needed Infrastructure for Davidson County Five-year period July 2015 through June 2020

| Project Type                         | Conceptual              | Planning & Design + Construction |
|--------------------------------------|-------------------------|----------------------------------|
| Transportation                       | \$ 695,098,273          | \$ 402,935,775                   |
| Water and Wastewater                 | 63,574,000              | 894,800,000                      |
| School Renovations                   | 675,740,680             | 87,470,200                       |
| Public Buildings                     | 250,780,000             | 48,440,000                       |
| Libraries, Museums, & Historic Sites | 11,530,000              | 266,713,000                      |
| New Public Schools & Additions       | 197,155,000             | 77,845,000                       |
| Post-secondary Education             | 141,910,000             | 72,584,061                       |
| Recreation                           | 950,000                 | 187,419,887                      |
| Law Enforcement                      | 70,060,000              | 57,500,275                       |
| Public Health Facilities             | 55,472,000              | 59,430,000                       |
| Storm Water                          | -                       | 100,000,000                      |
| Business District Development        | 12,000,000              | 35,500,000                       |
| Other Facilities                     | 9,435,000               | 23,590,000                       |
| Community Development                | 10,000,000              | 14,450,000                       |
| Housing                              | -                       | 21,507,695                       |
| Other Education                      | 8,280,000               | 4,440,000                        |
| Other Utilities                      | 3,300,000               | -                                |
| Fire Protection                      | -                       | -                                |
| Industrial Sites and Parks           | -                       | -                                |
| School-System-wide                   | -                       | -                                |
| Solid Waste                          | -                       | -                                |
| <b>Total</b>                         | <b>\$ 2,205,284,953</b> | <b>\$ 2,354,625,893</b>          |



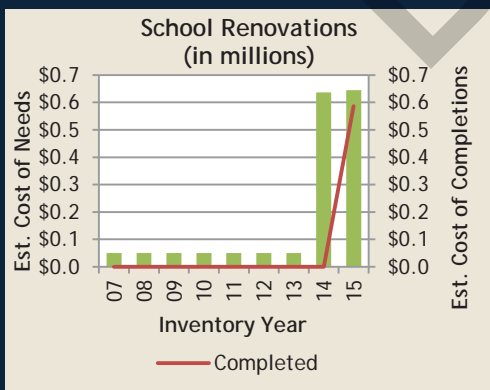
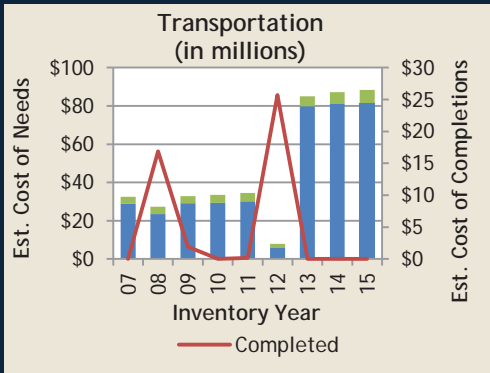
\*Total Estimated Cost = Conceptual + Planning & Design + Construction

## Decatur County

Total Estimated Cost\* for Infrastructure Improvements

**\$89,679,356**

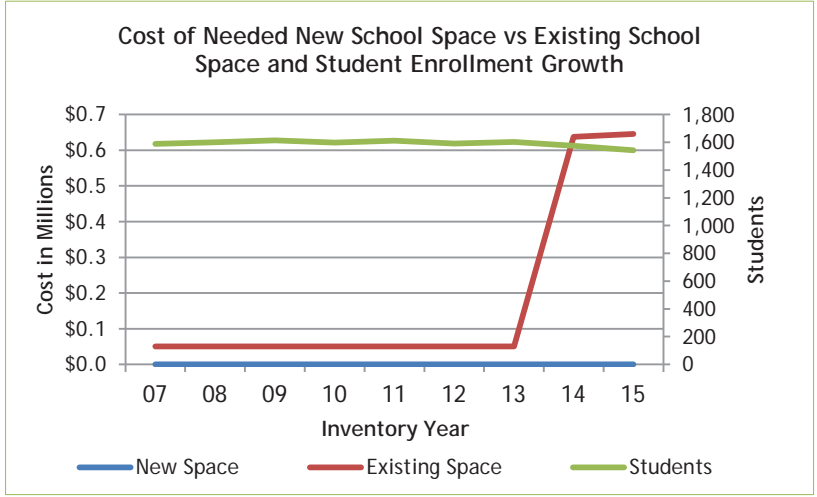
## TOP 3



■ = Local  
■ = Regional (Serves Multiple Counties)

### Estimated Cost of Needed Infrastructure for Decatur County Five-year period July 2015 through June 2020

| Project Type                         | Conceptual           | Planning & Design + Construction |
|--------------------------------------|----------------------|----------------------------------|
| Transportation                       | \$ 85,492,000        | \$ 2,792,002                     |
| Storm Water                          | 750,000              | -                                |
| School Renovations                   | 50,000               | 595,354                          |
| Business District Development        | -                    | -                                |
| Community Development                | -                    | -                                |
| Fire Protection                      | -                    | -                                |
| Housing                              | -                    | -                                |
| Industrial Sites and Parks           | -                    | -                                |
| Law Enforcement                      | -                    | -                                |
| Libraries, Museums, & Historic Sites | -                    | -                                |
| New Public Schools & Additions       | -                    | -                                |
| Other Education                      | -                    | -                                |
| Other Facilities                     | -                    | -                                |
| Other Utilities                      | -                    | -                                |
| Post-secondary Education             | -                    | -                                |
| Public Buildings                     | -                    | -                                |
| Public Health Facilities             | -                    | -                                |
| Recreation                           | -                    | -                                |
| School-System-wide                   | -                    | -                                |
| Solid Waste                          | -                    | -                                |
| Water and Wastewater                 | -                    | -                                |
| <b>Total</b>                         | <b>\$ 86,292,000</b> | <b>\$ 3,387,356</b>              |

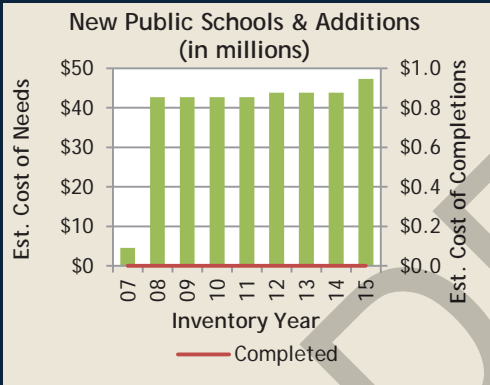
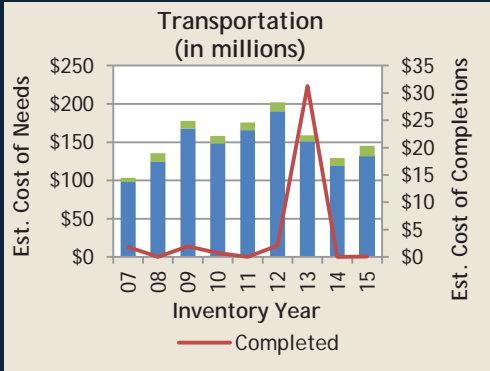


\*Total Estimated Cost = Conceptual + Planning & Design + Construction

## DeKalb County

Total Estimated Cost\* for  
Infrastructure Improvements  
**\$224,265,874**

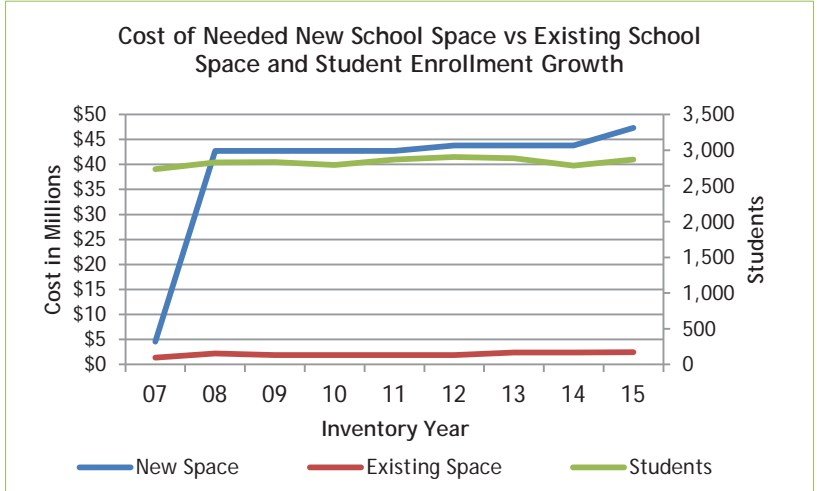
# TOP 3



■ = Local  
■ = Regional (Serves Multiple Counties)

## Estimated Cost of Needed Infrastructure for DeKalb County Five-year period July 2015 through June 2020

| Project Type                         | Conceptual           | Planning & Design + Construction |
|--------------------------------------|----------------------|----------------------------------|
| Transportation                       | \$ 15,920,000        | \$ 129,163,874                   |
| New Public Schools & Additions       | 45,820,000           | 1,500,000                        |
| Water and Wastewater                 | 7,475,000            | 16,975,000                       |
| Industrial Sites and Parks           | 4,250,000            | -                                |
| School Renovations                   | 2,428,000            | 4,000                            |
| Community Development                | 400,000              | -                                |
| Recreation                           | 330,000              | -                                |
| Business District Development        | -                    | -                                |
| Fire Protection                      | -                    | -                                |
| Housing                              | -                    | -                                |
| Law Enforcement                      | -                    | -                                |
| Libraries, Museums, & Historic Sites | -                    | -                                |
| Other Education                      | -                    | -                                |
| Other Facilities                     | -                    | -                                |
| Other Utilities                      | -                    | -                                |
| Post-secondary Education             | -                    | -                                |
| Public Buildings                     | -                    | -                                |
| Public Health Facilities             | -                    | -                                |
| School-System-wide                   | -                    | -                                |
| Solid Waste                          | -                    | -                                |
| Storm Water                          | -                    | -                                |
| <b>Total</b>                         | <b>\$ 76,623,000</b> | <b>\$ 147,642,874</b>            |



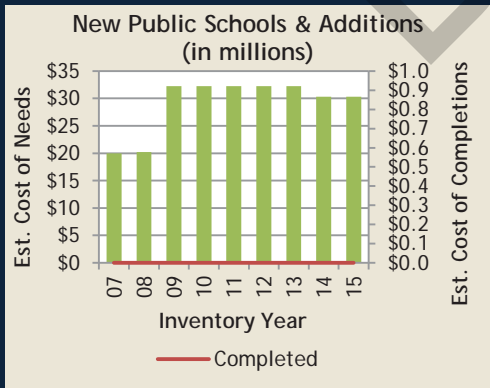
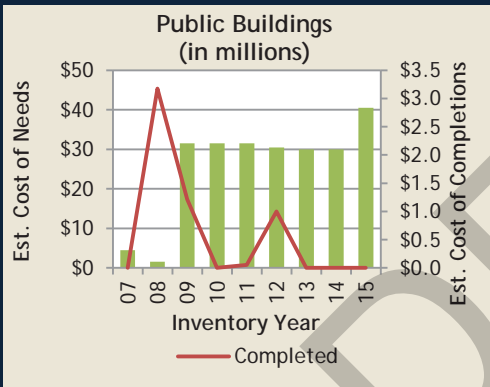
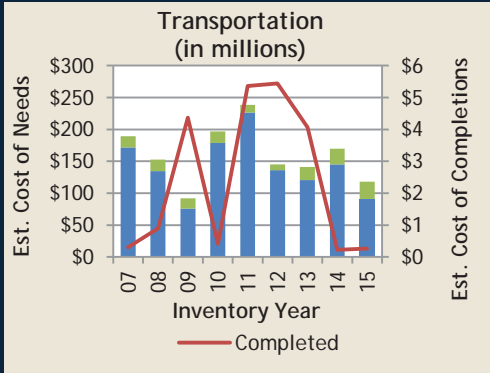
\*Total Estimated Cost = Conceptual + Planning & Design + Construction

## Dickson County

Total Estimated Cost\* for Infrastructure Improvements

\$241,623,874

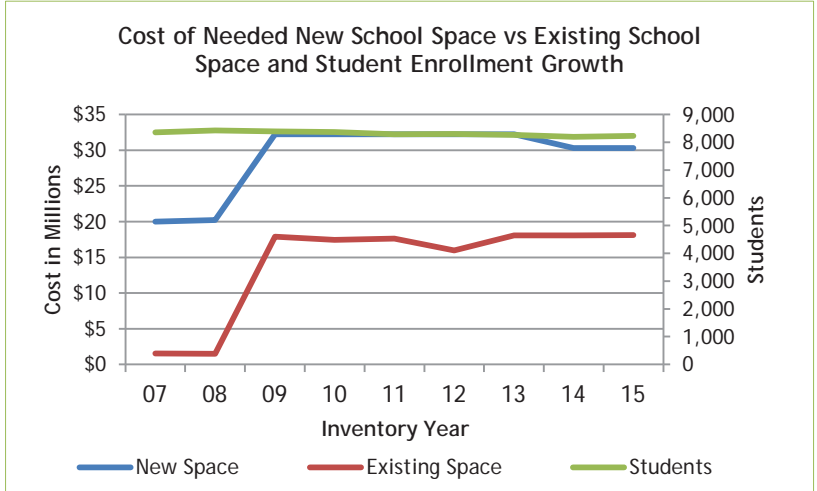
# TOP 3



■ = Local  
■ = Regional (Serves Multiple Counties)

## Estimated Cost of Needed Infrastructure for Dickson County Five-year period July 2015 through June 2020

| Project Type                         | Conceptual            | Planning & Design + Construction |
|--------------------------------------|-----------------------|----------------------------------|
| Transportation                       | \$ 59,742,000         | \$ 58,141,761                    |
| Public Buildings                     | 40,500,000            | -                                |
| New Public Schools & Additions       | 4,241,620             | 26,061,050                       |
| Recreation                           | 15,350,000            | 3,750,000                        |
| School Renovations                   | 13,252,948            | 4,880,000                        |
| Water and Wastewater                 | 500,000               | 8,000,000                        |
| Solid Waste                          | 3,000,000             | -                                |
| Business District Development        | -                     | 2,704,495                        |
| Fire Protection                      | -                     | 1,000,000                        |
| Libraries, Museums, & Historic Sites | -                     | 500,000                          |
| Community Development                | -                     | -                                |
| Housing                              | -                     | -                                |
| Industrial Sites and Parks           | -                     | -                                |
| Law Enforcement                      | -                     | -                                |
| Other Education                      | -                     | -                                |
| Other Facilities                     | -                     | -                                |
| Other Utilities                      | -                     | -                                |
| Post-secondary Education             | -                     | -                                |
| Public Health Facilities             | -                     | -                                |
| School-System-wide                   | -                     | -                                |
| Storm Water                          | -                     | -                                |
| <b>Total</b>                         | <b>\$ 136,586,568</b> | <b>\$ 105,037,306</b>            |



\*Total Estimated Cost = Conceptual + Planning & Design + Construction

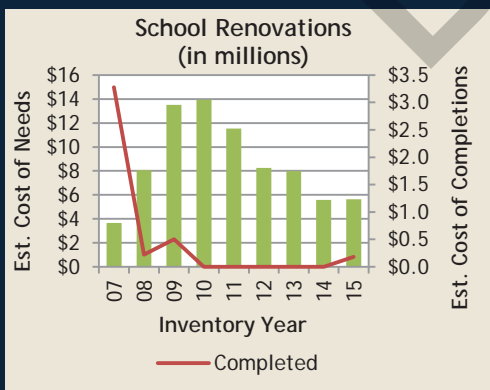
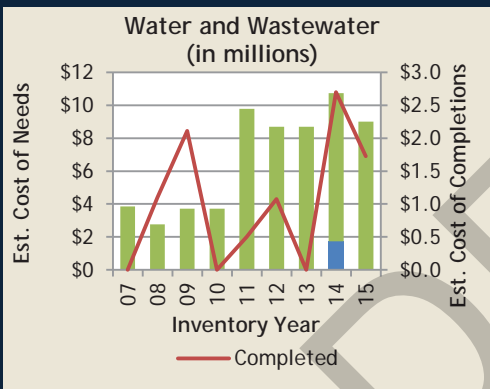
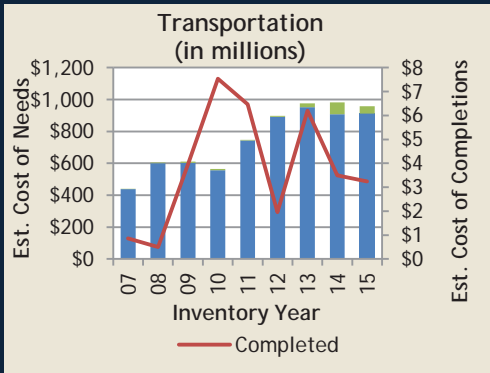


## Dyer County

Total Estimated Cost\* for Infrastructure Improvements

**\$984,591,027**

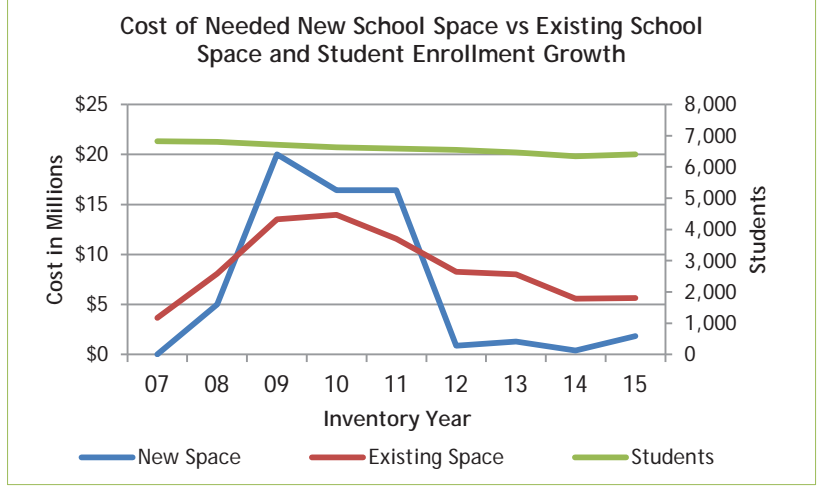
## TOP 3



■ = Local  
■ = Regional (Serves Multiple Counties)

### Estimated Cost of Needed Infrastructure for Dyer County Five-year period July 2015 through June 2020

| Project Type                         | Conceptual            | Planning & Design + Construction |
|--------------------------------------|-----------------------|----------------------------------|
| Transportation                       | \$ 764,138,000        | \$ 194,256,495                   |
| Water and Wastewater                 | 7,950,000             | 1,050,000                        |
| School Renovations                   | 2,760,000             | 2,880,000                        |
| Post-secondary Education             | 2,720,000             | 655,648                          |
| Public Buildings                     | 2,006,000             | -                                |
| New Public Schools & Additions       | 1,824,884             | -                                |
| Fire Protection                      | 1,250,000             | -                                |
| Other Facilities                     | 1,100,000             | -                                |
| Law Enforcement                      | 1,000,000             | -                                |
| Community Development                | 800,000               | -                                |
| Recreation                           | 150,000               | -                                |
| Solid Waste                          | 50,000                | -                                |
| Business District Development        | -                     | -                                |
| Housing                              | -                     | -                                |
| Industrial Sites and Parks           | -                     | -                                |
| Libraries, Museums, & Historic Sites | -                     | -                                |
| Other Education                      | -                     | -                                |
| Other Utilities                      | -                     | -                                |
| Public Health Facilities             | -                     | -                                |
| School-System-wide                   | -                     | -                                |
| Storm Water                          | -                     | -                                |
| <b>Total</b>                         | <b>\$ 785,748,884</b> | <b>\$ 198,842,143</b>            |

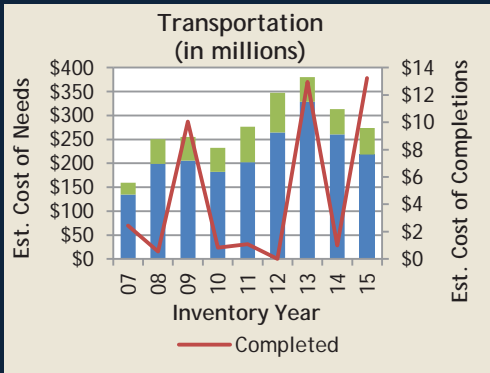


\*Total Estimated Cost = Conceptual + Planning & Design + Construction

## Fayette County

Total Estimated Cost\* for Infrastructure Improvements  
\$305,407,995

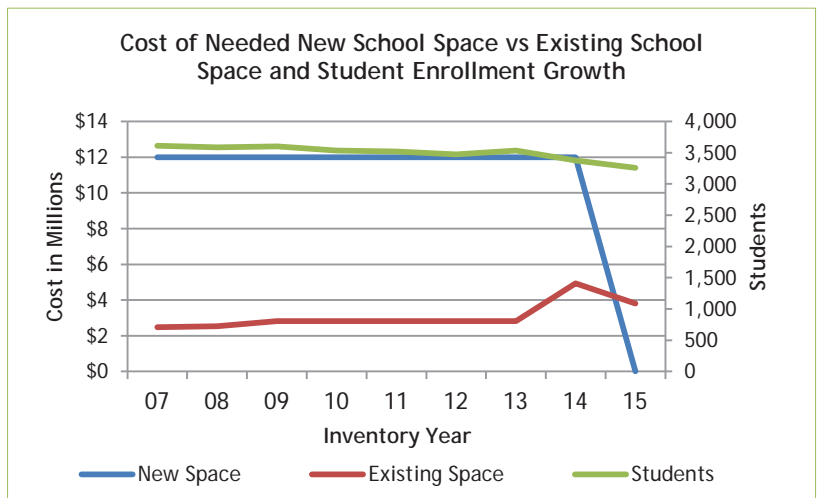
### TOP 3



■ = Local  
■ = Regional (Serves Multiple Counties)

### Estimated Cost of Needed Infrastructure for Fayette County Five-year period July 2015 through June 2020

| Project Type                         | Conceptual            | Planning & Design + Construction |
|--------------------------------------|-----------------------|----------------------------------|
| Transportation                       | \$ 81,267,000         | \$ 192,794,383                   |
| Water and Wastewater                 | 14,080,365            | 4,116,247                        |
| Law Enforcement                      | 2,660,000             | 1,200,000                        |
| School Renovations                   | 3,810,000             | -                                |
| Post-secondary Education             | 3,000,000             | -                                |
| Storm Water                          | -                     | 900,000                          |
| Recreation                           | 700,000               | -                                |
| Housing                              | 450,000               | -                                |
| Other Utilities                      | -                     | 430,000                          |
| Business District Development        | -                     | -                                |
| Community Development                | -                     | -                                |
| Fire Protection                      | -                     | -                                |
| Industrial Sites and Parks           | -                     | -                                |
| Libraries, Museums, & Historic Sites | -                     | -                                |
| New Public Schools & Additions       | -                     | -                                |
| Other Education                      | -                     | -                                |
| Other Facilities                     | -                     | -                                |
| Public Buildings                     | -                     | -                                |
| Public Health Facilities             | -                     | -                                |
| School-System-wide                   | -                     | -                                |
| Solid Waste                          | -                     | -                                |
| <b>Total</b>                         | <b>\$ 105,967,365</b> | <b>\$ 199,440,630</b>            |



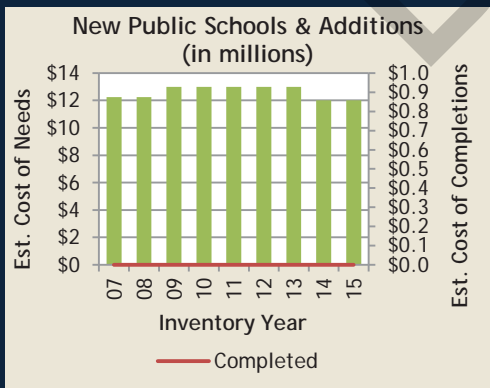
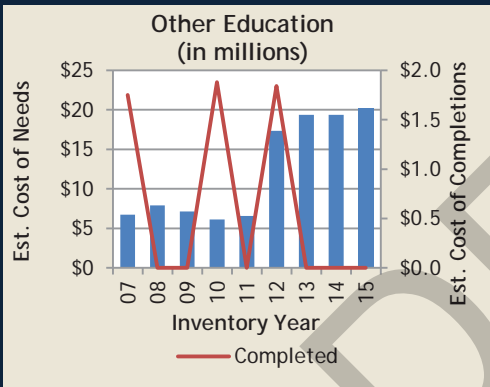
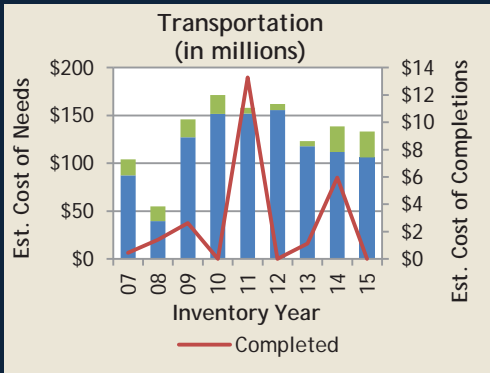
\*Total Estimated Cost = Conceptual + Planning & Design + Construction

## Fentress County

Total Estimated Cost\* for Infrastructure Improvements

**\$183,968,695**

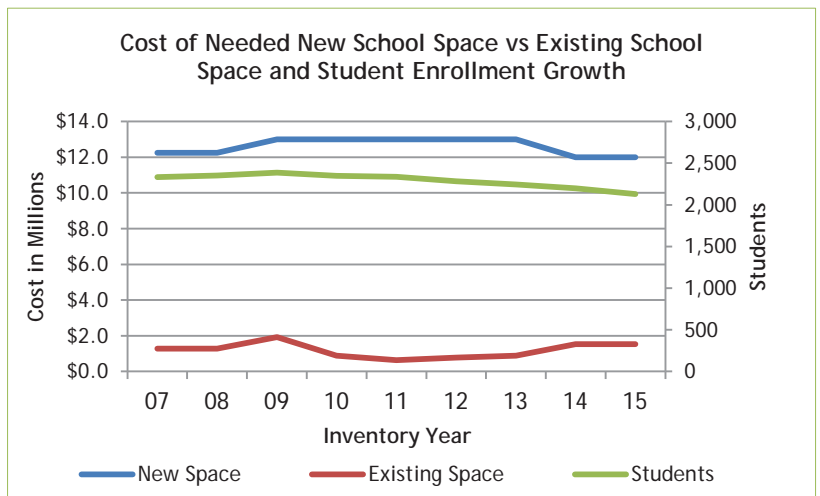
### TOP 3



■ = Local  
■ = Regional (Serves Multiple Counties)

### Estimated Cost of Needed Infrastructure for Fentress County Five-year period July 2015 through June 2020

| Project Type                         | Conceptual           | Planning & Design + Construction |
|--------------------------------------|----------------------|----------------------------------|
| Transportation                       | \$ 31,136,000        | \$ 102,132,695                   |
| Other Education                      | 16,880,000           | 3,250,000                        |
| New Public Schools & Additions       | 12,000,000           | -                                |
| Water and Wastewater                 | -                    | 6,575,000                        |
| Industrial Sites and Parks           | -                    | 5,000,000                        |
| Recreation                           | 3,400,000            | -                                |
| School Renovations                   | 675,000              | 850,000                          |
| Libraries, Museums, & Historic Sites | 970,000              | -                                |
| Law Enforcement                      | 800,000              | -                                |
| Community Development                | 300,000              | -                                |
| Business District Development        | -                    | -                                |
| Fire Protection                      | -                    | -                                |
| Housing                              | -                    | -                                |
| Other Facilities                     | -                    | -                                |
| Other Utilities                      | -                    | -                                |
| Post-secondary Education             | -                    | -                                |
| Public Buildings                     | -                    | -                                |
| Public Health Facilities             | -                    | -                                |
| School-System-wide                   | -                    | -                                |
| Solid Waste                          | -                    | -                                |
| Storm Water                          | -                    | -                                |
| <b>Total</b>                         | <b>\$ 66,161,000</b> | <b>\$ 117,807,695</b>            |



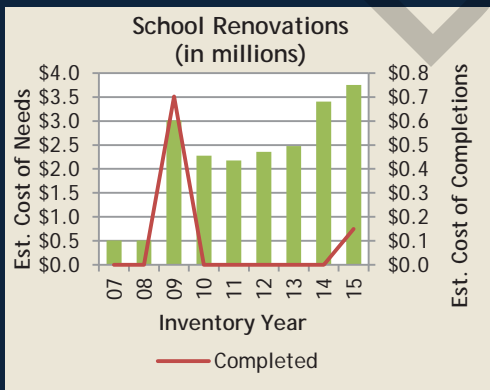
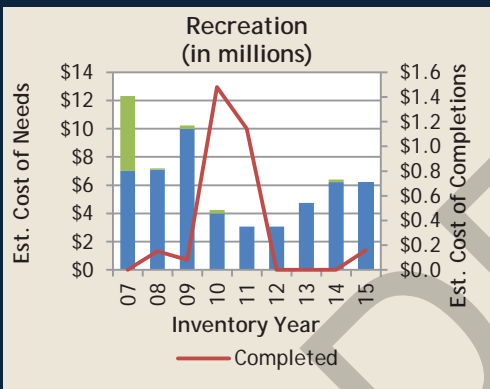
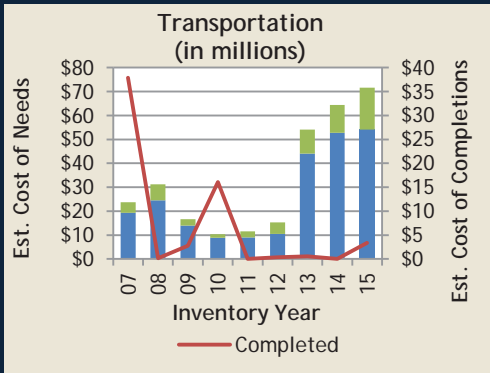
\*Total Estimated Cost = Conceptual + Planning & Design + Construction

## Franklin County

Total Estimated Cost\* for Infrastructure Improvements

**\$87,227,152**

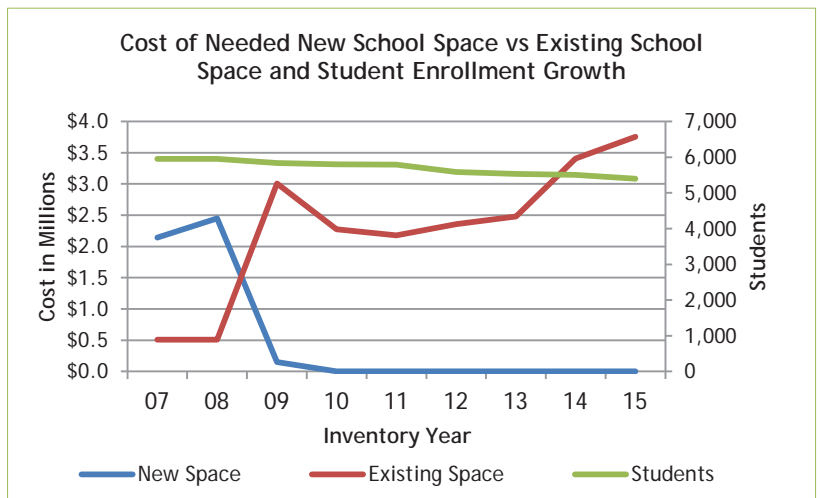
**TOP 3**



■ = Local  
■ = Regional (Serves Multiple Counties)

## Estimated Cost of Needed Infrastructure for Franklin County Five-year period July 2015 through June 2020

| Project Type                         | Conceptual           | Planning & Design + Construction |
|--------------------------------------|----------------------|----------------------------------|
| Transportation                       | \$ 34,487,000        | \$ 37,135,152                    |
| Recreation                           | 2,650,000            | 3,550,000                        |
| School Renovations                   | 3,755,000            | -                                |
| Water and Wastewater                 | 2,900,000            | -                                |
| Post-secondary Education             | -                    | 2,000,000                        |
| Law Enforcement                      | -                    | 750,000                          |
| Business District Development        | -                    | -                                |
| Community Development                | -                    | -                                |
| Fire Protection                      | -                    | -                                |
| Housing                              | -                    | -                                |
| Industrial Sites and Parks           | -                    | -                                |
| Libraries, Museums, & Historic Sites | -                    | -                                |
| New Public Schools & Additions       | -                    | -                                |
| Other Education                      | -                    | -                                |
| Other Facilities                     | -                    | -                                |
| Other Utilities                      | -                    | -                                |
| Public Buildings                     | -                    | -                                |
| Public Health Facilities             | -                    | -                                |
| School-System-wide                   | -                    | -                                |
| Solid Waste                          | -                    | -                                |
| Storm Water                          | -                    | -                                |
| <b>Total</b>                         | <b>\$ 43,792,000</b> | <b>\$ 43,435,152</b>             |



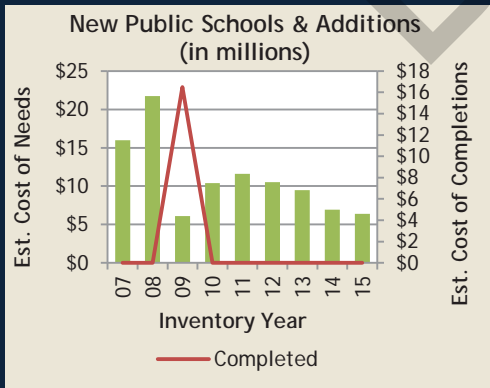
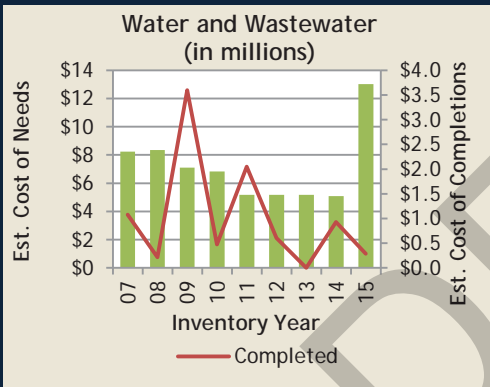
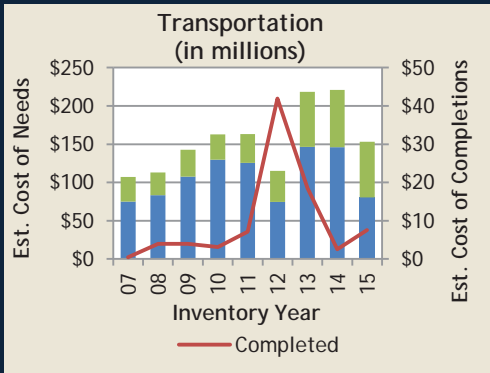
\*Total Estimated Cost = Conceptual + Planning & Design + Construction

## Gibson County

Total Estimated Cost\* for Infrastructure Improvements

**\$187,721,199**

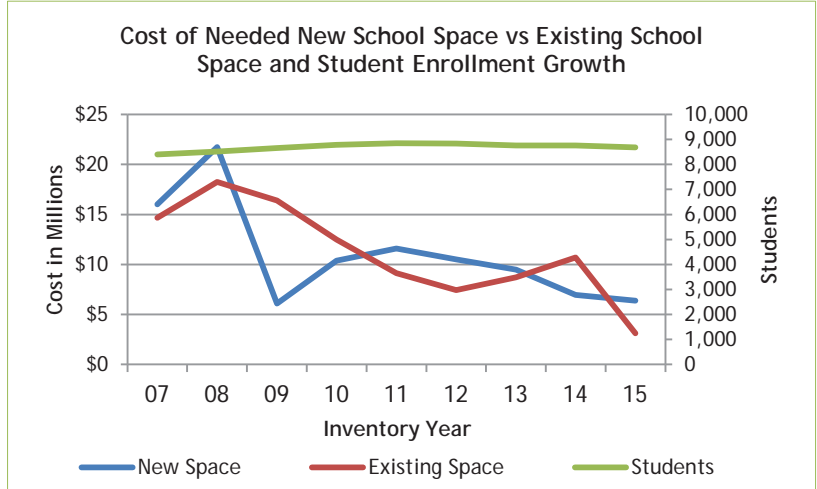
## TOP 3



■ = Local  
■ = Regional (Serves Multiple Counties)

### Estimated Cost of Needed Infrastructure for Gibson County Five-year period July 2015 through June 2020

| Project Type                         | Conceptual            | Planning & Design + Construction |
|--------------------------------------|-----------------------|----------------------------------|
| Transportation                       | \$ 77,215,000         | \$ 76,010,497                    |
| Water and Wastewater                 | 12,572,025            | 443,677                          |
| New Public Schools & Additions       | -                     | 6,370,000                        |
| Other Utilities                      | 5,000,000             | -                                |
| School Renovations                   | 2,550,000             | 560,000                          |
| Public Buildings                     | -                     | 1,760,000                        |
| Recreation                           | 1,131,000             | 215,000                          |
| Fire Protection                      | 1,300,000             | -                                |
| Law Enforcement                      | 890,000               | 404,000                          |
| Community Development                | 500,000               | -                                |
| Industrial Sites and Parks           | 350,000               | -                                |
| Storm Water                          | 300,000               | -                                |
| Other Facilities                     | 100,000               | -                                |
| Solid Waste                          | 50,000                | -                                |
| Business District Development        | -                     | -                                |
| Housing                              | -                     | -                                |
| Libraries, Museums, & Historic Sites | -                     | -                                |
| Other Education                      | -                     | -                                |
| Post-secondary Education             | -                     | -                                |
| Public Health Facilities             | -                     | -                                |
| School-System-wide                   | -                     | -                                |
| <b>Total</b>                         | <b>\$ 101,958,025</b> | <b>\$ 85,763,174</b>             |

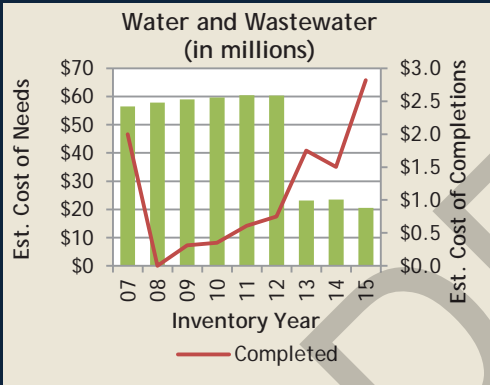
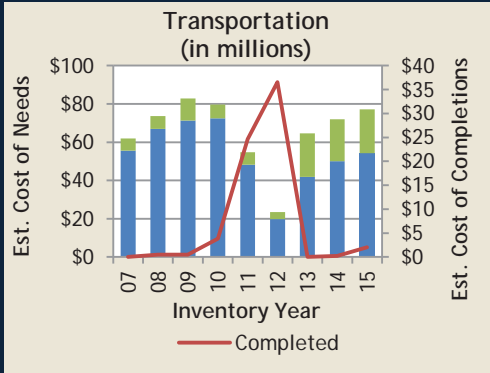


\*Total Estimated Cost = Conceptual + Planning & Design + Construction

## Giles County

Total Estimated Cost\* for Infrastructure Improvements  
**\$108,750,467**

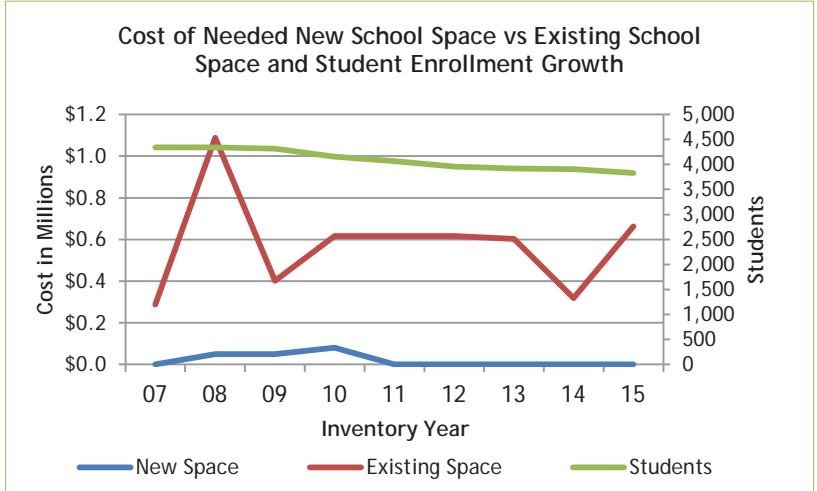
## TOP 3



■ = Local  
■ = Regional (Serves Multiple Counties)

### Estimated Cost of Needed Infrastructure for Giles County Five-year period July 2015 through June 2020

| Project Type                         | Conceptual           | Planning & Design + Construction |
|--------------------------------------|----------------------|----------------------------------|
| Transportation                       | \$ 48,038,000        | \$ 29,118,412                    |
| Water and Wastewater                 | 5,050,000            | 15,546,200                       |
| Community Development                | 1,000,000            | 3,214,855                        |
| Recreation                           | 3,400,000            | 415,000                          |
| Other Utilities                      | -                    | 1,000,000                        |
| Storm Water                          | -                    | 805,000                          |
| School Renovations                   | 605,000              | 58,000                           |
| Public Buildings                     | 250,000              | 250,000                          |
| Business District Development        | -                    | -                                |
| Fire Protection                      | -                    | -                                |
| Housing                              | -                    | -                                |
| Industrial Sites and Parks           | -                    | -                                |
| Law Enforcement                      | -                    | -                                |
| Libraries, Museums, & Historic Sites | -                    | -                                |
| New Public Schools & Additions       | -                    | -                                |
| Other Education                      | -                    | -                                |
| Other Facilities                     | -                    | -                                |
| Post-secondary Education             | -                    | -                                |
| Public Health Facilities             | -                    | -                                |
| School-System-wide                   | -                    | -                                |
| Solid Waste                          | -                    | -                                |
| <b>Total</b>                         | <b>\$ 58,343,000</b> | <b>\$ 50,407,467</b>             |



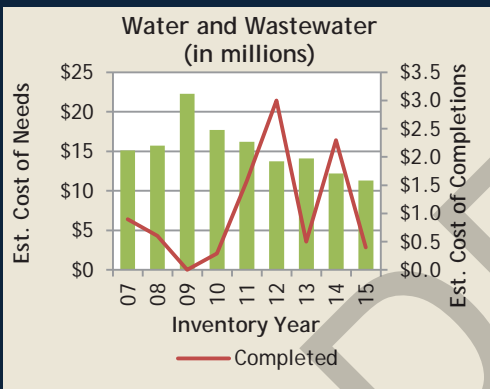
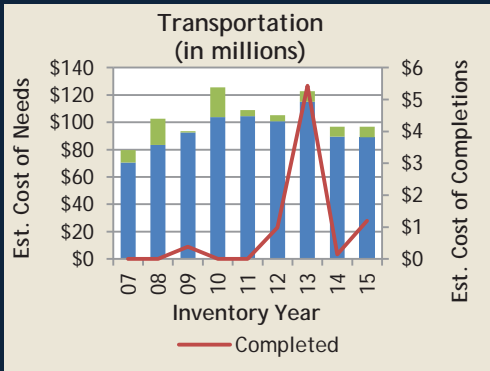
\*Total Estimated Cost = Conceptual + Planning & Design + Construction

## Grainger County

Total Estimated Cost\* for Infrastructure Improvements

\$109,180,916

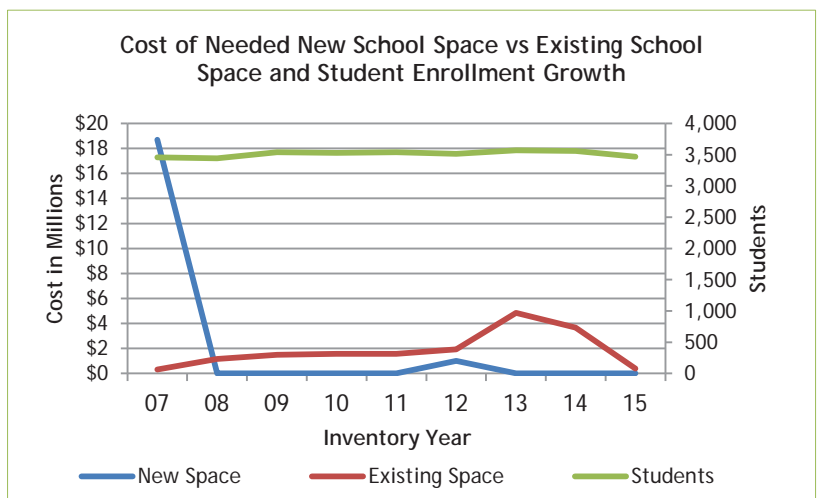
### TOP 3



■ = Local  
■ = Regional (Serves Multiple Counties)

### Estimated Cost of Needed Infrastructure for Grainger County Five-year period July 2015 through June 2020

| Project Type                         | Conceptual           | Planning & Design + Construction |
|--------------------------------------|----------------------|----------------------------------|
| Transportation                       | \$ 21,491,000        | \$ 75,165,712                    |
| Water and Wastewater                 | 10,920,700           | 380,000                          |
| Libraries, Museums, & Historic Sites | 500,000              | -                                |
| School Renovations                   | 210,000              | 180,000                          |
| Recreation                           | 175,000              | 50,000                           |
| Community Development                | -                    | 108,504                          |
| Business District Development        | -                    | -                                |
| Fire Protection                      | -                    | -                                |
| Housing                              | -                    | -                                |
| Industrial Sites and Parks           | -                    | -                                |
| Law Enforcement                      | -                    | -                                |
| New Public Schools & Additions       | -                    | -                                |
| Other Education                      | -                    | -                                |
| Other Facilities                     | -                    | -                                |
| Other Utilities                      | -                    | -                                |
| Post-secondary Education             | -                    | -                                |
| Public Buildings                     | -                    | -                                |
| Public Health Facilities             | -                    | -                                |
| School-System-wide                   | -                    | -                                |
| Solid Waste                          | -                    | -                                |
| Storm Water                          | -                    | -                                |
| <b>Total</b>                         | <b>\$ 33,296,700</b> | <b>\$ 75,884,216</b>             |



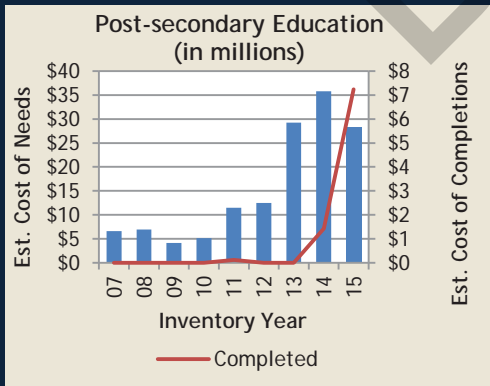
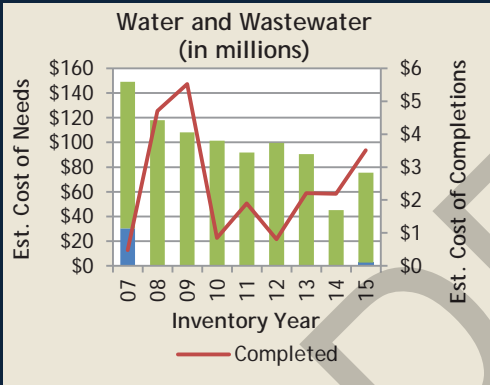
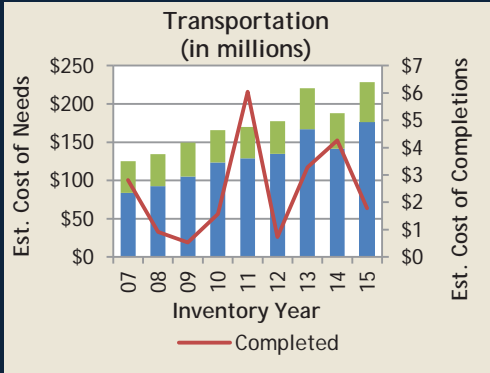
\*Total Estimated Cost = Conceptual + Planning & Design + Construction

## Greene County

Total Estimated Cost\* for Infrastructure Improvements

**\$426,038,655**

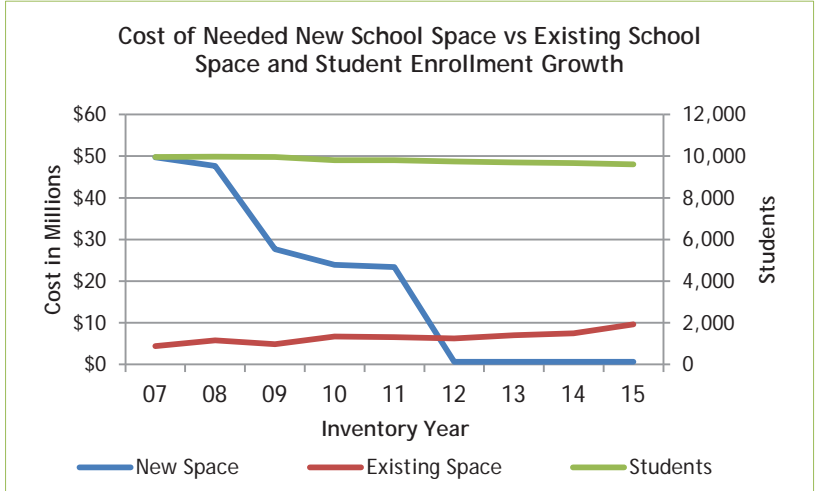
# TOP 3



■ = Local  
■ = Regional (Serves Multiple Counties)

### Estimated Cost of Needed Infrastructure for Greene County Five-year period July 2015 through June 2020

| Project Type                         | Conceptual            | Planning & Design + Construction |
|--------------------------------------|-----------------------|----------------------------------|
| Transportation                       | \$ 106,919,000        | \$ 121,606,042                   |
| Water and Wastewater                 | 63,442,000            | 12,155,700                       |
| Post-secondary Education             | -                     | 28,178,285                       |
| Storm Water                          | 25,500,000            | -                                |
| Other Utilities                      | 8,800,000             | 7,000,000                        |
| Law Enforcement                      | 12,000,000            | -                                |
| School Renovations                   | 7,169,000             | 2,460,128                        |
| Libraries, Museums, & Historic Sites | 7,320,000             | 220,000                          |
| Fire Protection                      | 6,250,000             | 700,000                          |
| Industrial Sites and Parks           | 6,000,000             | -                                |
| Public Health Facilities             | 2,850,000             | -                                |
| Recreation                           | 620,000               | 2,119,500                        |
| Community Development                | 1,500,000             | 500,000                          |
| Housing                              | 800,000               | -                                |
| Public Buildings                     | 779,000               | -                                |
| New Public Schools & Additions       | 600,000               | -                                |
| Other Facilities                     | 550,000               | -                                |
| Business District Development        | -                     | -                                |
| Other Education                      | -                     | -                                |
| School-System-wide                   | -                     | -                                |
| Solid Waste                          | -                     | -                                |
| <b>Total</b>                         | <b>\$ 251,099,000</b> | <b>\$ 174,939,655</b>            |



\*Total Estimated Cost = Conceptual + Planning & Design + Construction

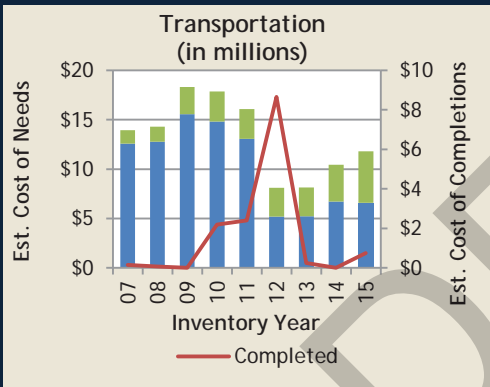


## Grundy County

Total Estimated Cost\* for Infrastructure Improvements

\$41,648,503

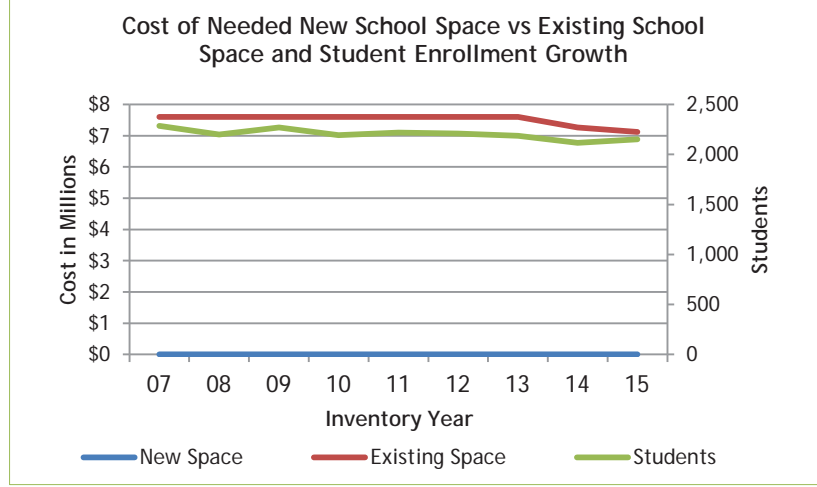
# TOP 3



■ = Local  
■ = Regional (Serves Multiple Counties)

### Estimated Cost of Needed Infrastructure for Grundy County Five-year period July 2015 through June 2020

| Project Type                         | Conceptual           | Planning & Design + Construction |
|--------------------------------------|----------------------|----------------------------------|
| Water and Wastewater                 | \$ 11,475,000        | \$ 1,161,403                     |
| Transportation                       | 9,037,779            | 2,764,521                        |
| Law Enforcement                      | 660,000              | 6,560,000                        |
| School Renovations                   | 5,890,000            | 1,228,000                        |
| Community Development                | 200,000              | 840,000                          |
| Recreation                           | 270,000              | 728,200                          |
| Industrial Sites and Parks           | 500,000              | -                                |
| Fire Protection                      | 333,600              | -                                |
| Business District Development        | -                    | -                                |
| Housing                              | -                    | -                                |
| Libraries, Museums, & Historic Sites | -                    | -                                |
| New Public Schools & Additions       | -                    | -                                |
| Other Education                      | -                    | -                                |
| Other Facilities                     | -                    | -                                |
| Other Utilities                      | -                    | -                                |
| Post-secondary Education             | -                    | -                                |
| Public Buildings                     | -                    | -                                |
| Public Health Facilities             | -                    | -                                |
| School-System-wide                   | -                    | -                                |
| Solid Waste                          | -                    | -                                |
| Storm Water                          | -                    | -                                |
| <b>Total</b>                         | <b>\$ 28,366,379</b> | <b>\$ 13,282,124</b>             |



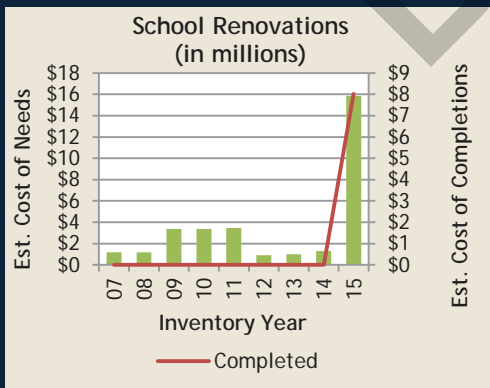
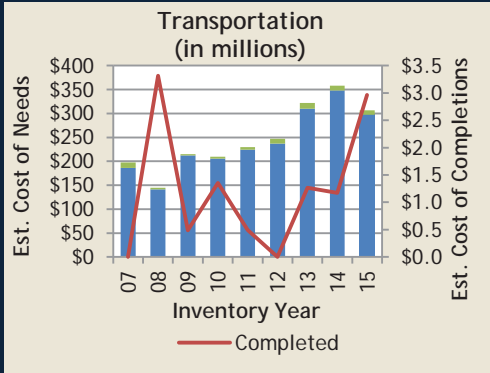
\*Total Estimated Cost = Conceptual + Planning & Design + Construction

## Hamblen County

Total Estimated Cost\* for Infrastructure Improvements

**\$396,934,406**

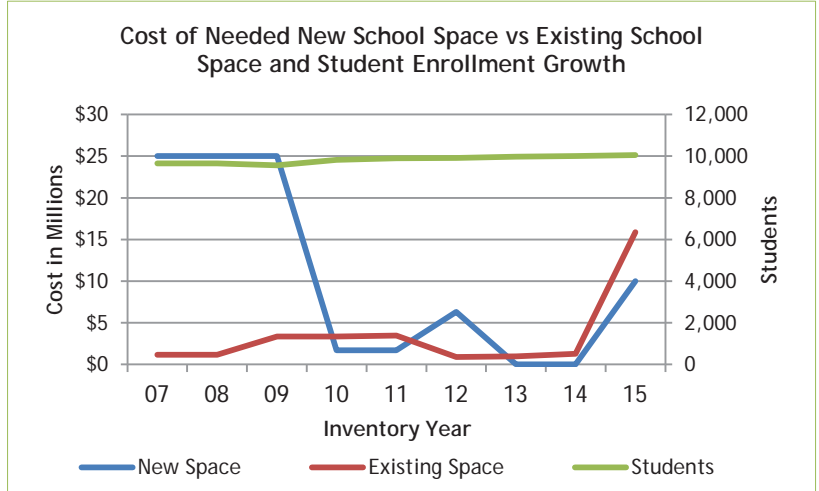
**TOP 3**



■ = Local  
■ = Regional (Serves Multiple Counties)

### Estimated Cost of Needed Infrastructure for Hamblen County Five-year period July 2015 through June 2020

| Project Type                         | Conceptual            | Planning & Design + Construction |
|--------------------------------------|-----------------------|----------------------------------|
| Transportation                       | \$ 89,569,000         | \$ 216,952,655                   |
| Water and Wastewater                 | -                     | 18,475,000                       |
| School Renovations                   | 3,080,000             | 12,787,000                       |
| Community Development                | 12,000,000            | -                                |
| Law Enforcement                      | 10,130,000            | -                                |
| New Public Schools & Additions       | 10,000,000            | -                                |
| Recreation                           | 8,653,000             | 1,328,035                        |
| Other Facilities                     | -                     | 4,500,000                        |
| Fire Protection                      | 4,000,000             | -                                |
| Other Utilities                      | -                     | 3,000,000                        |
| Post-secondary Education             | 1,550,000             | 909,716                          |
| Business District Development        | -                     | -                                |
| Housing                              | -                     | -                                |
| Industrial Sites and Parks           | -                     | -                                |
| Libraries, Museums, & Historic Sites | -                     | -                                |
| Other Education                      | -                     | -                                |
| Public Buildings                     | -                     | -                                |
| Public Health Facilities             | -                     | -                                |
| School-System-wide                   | -                     | -                                |
| Solid Waste                          | -                     | -                                |
| Storm Water                          | -                     | -                                |
| <b>Total</b>                         | <b>\$ 138,982,000</b> | <b>\$ 257,952,406</b>            |



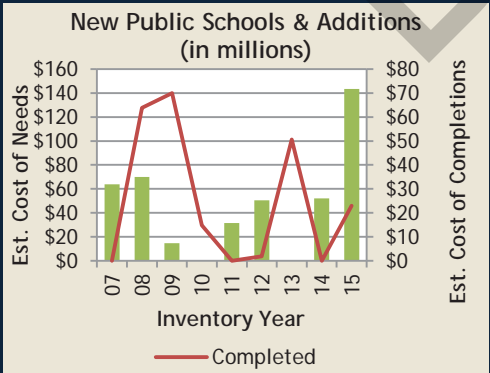
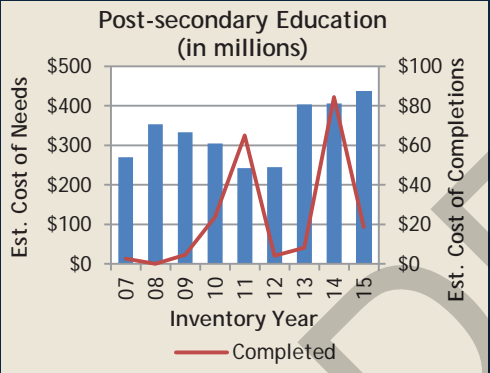
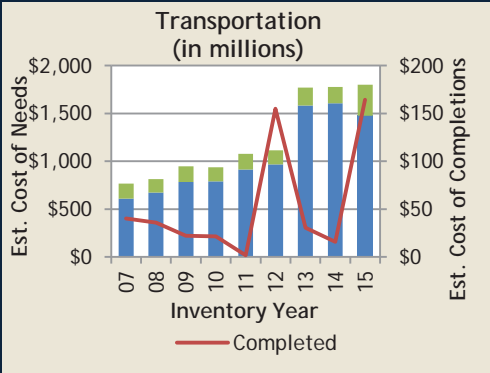
\*Total Estimated Cost = Conceptual + Planning & Design + Construction

# Hamilton County

Total Estimated Cost\* for Infrastructure Improvements

\$2,493,344,323

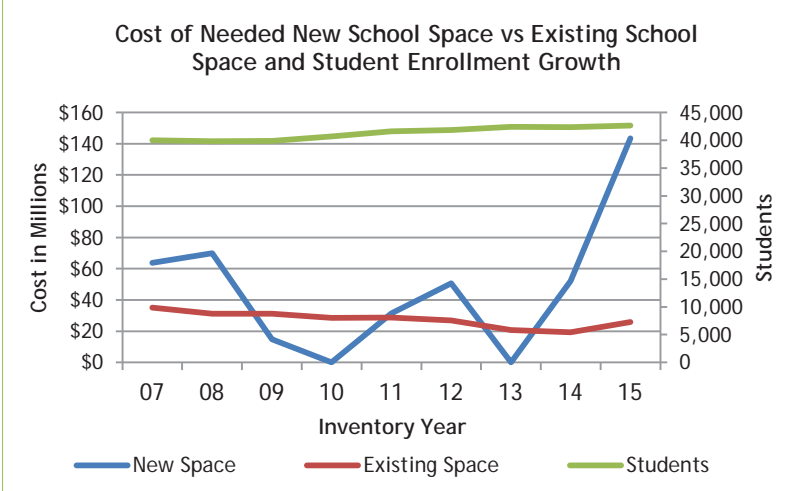
## TOP 3



■ = Local  
■ = Regional (Serves Multiple Counties)

### Estimated Cost of Needed Infrastructure for Hamilton County Five-year period July 2015 through June 2020

| Project Type                         | Conceptual            | Planning & Design + Construction |
|--------------------------------------|-----------------------|----------------------------------|
| Transportation                       | \$ 439,010,992        | \$ 1,360,990,823                 |
| Post-secondary Education             | 270,150,000           | 166,960,321                      |
| New Public Schools & Additions       | 104,000,000           | 39,500,000                       |
| School Renovations                   | 19,150,000            | 6,788,000                        |
| Recreation                           | 10,436,856            | 15,180,393                       |
| Community Development                | 6,200,000             | 13,932,088                       |
| Water and Wastewater                 | 10,041,350            | 7,840,000                        |
| Law Enforcement                      | 8,410,000             | 300,000                          |
| Storm Water                          | 5,200,000             | 1,038,200                        |
| Fire Protection                      | 350,000               | 3,900,000                        |
| Public Health Facilities             | 1,410,000             | 300,000                          |
| Solid Waste                          | 1,255,300             | -                                |
| Public Buildings                     | -                     | 1,000,000                        |
| Business District Development        | -                     | -                                |
| Housing                              | -                     | -                                |
| Industrial Sites and Parks           | -                     | -                                |
| Libraries, Museums, & Historic Sites | -                     | -                                |
| Other Education                      | -                     | -                                |
| Other Facilities                     | -                     | -                                |
| Other Utilities                      | -                     | -                                |
| School-System-wide                   | -                     | -                                |
| <b>Total</b>                         | <b>\$ 875,614,498</b> | <b>\$ 1,617,729,825</b>          |



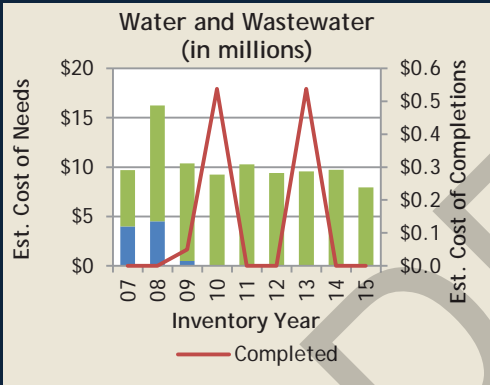
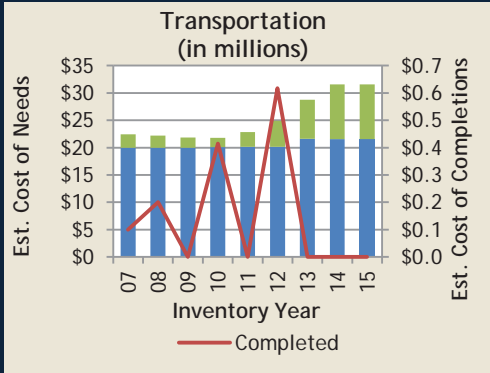
\*Total Estimated Cost = Conceptual + Planning & Design + Construction

## Hancock County

Total Estimated Cost\* for Infrastructure Improvements

\$44,772,612

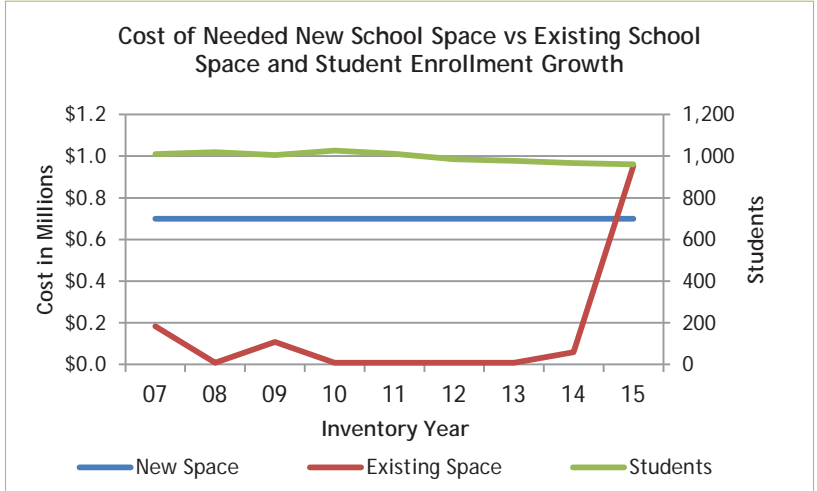
TOP 3



■ = Local  
■ = Regional (Serves Multiple Counties)

### Estimated Cost of Needed Infrastructure for Hancock County Five-year period July 2015 through June 2020

| Project Type                         | Conceptual           | Planning & Design + Construction |
|--------------------------------------|----------------------|----------------------------------|
| Transportation                       | \$ 24,915,000        | \$ 6,632,409                     |
| Water and Wastewater                 | 3,379,645            | 4,561,588                        |
| Recreation                           | 2,175,000            | -                                |
| School Renovations                   | 895,271              | 58,400                           |
| New Public Schools & Additions       | -                    | 700,000                          |
| Public Buildings                     | 500,000              | 122,000                          |
| Industrial Sites and Parks           | 500,000              | -                                |
| Other Utilities                      | -                    | 333,299                          |
| Business District Development        | -                    | -                                |
| Community Development                | -                    | -                                |
| Fire Protection                      | -                    | -                                |
| Housing                              | -                    | -                                |
| Law Enforcement                      | -                    | -                                |
| Libraries, Museums, & Historic Sites | -                    | -                                |
| Other Education                      | -                    | -                                |
| Other Facilities                     | -                    | -                                |
| Post-secondary Education             | -                    | -                                |
| Public Health Facilities             | -                    | -                                |
| School-System-wide                   | -                    | -                                |
| Solid Waste                          | -                    | -                                |
| Storm Water                          | -                    | -                                |
| <b>Total</b>                         | <b>\$ 32,364,916</b> | <b>\$ 12,407,696</b>             |



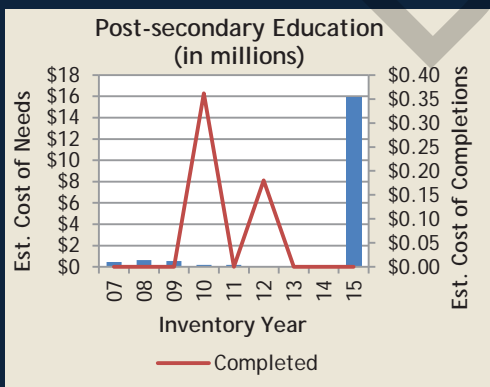
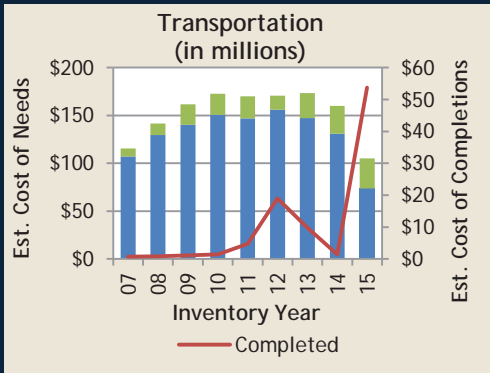
\*Total Estimated Cost = Conceptual + Planning & Design + Construction

## Hardeman County

Total Estimated Cost\* for Infrastructure Improvements

\$147,273,546

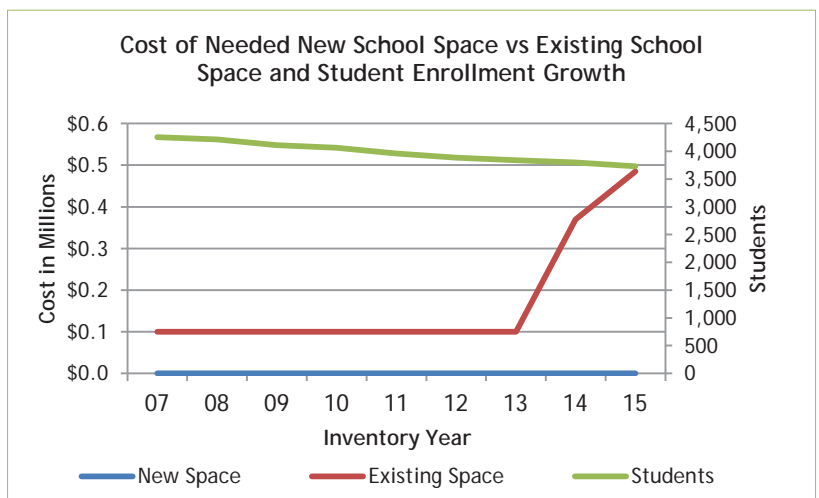
### TOP 3



■ = Local  
■ = Regional (Serves Multiple Counties)

### Estimated Cost of Needed Infrastructure for Hardeman County Five-year period July 2015 through June 2020

| Project Type                         | Conceptual           | Planning & Design + Construction |
|--------------------------------------|----------------------|----------------------------------|
| Transportation                       | \$ 69,030,000        | \$ 36,079,414                    |
| Public Health Facilities             | 19,850,000           | -                                |
| Post-secondary Education             | -                    | 15,900,000                       |
| Libraries, Museums, & Historic Sites | -                    | 1,679,132                        |
| Law Enforcement                      | 1,000,000            | -                                |
| Fire Protection                      | 950,000              | -                                |
| Water and Wastewater                 | 950,000              | -                                |
| Public Buildings                     | -                    | 750,000                          |
| School Renovations                   | 265,000              | 220,000                          |
| Recreation                           | 300,000              | -                                |
| Storm Water                          | -                    | 300,000                          |
| Business District Development        | -                    | -                                |
| Community Development                | -                    | -                                |
| Housing                              | -                    | -                                |
| Industrial Sites and Parks           | -                    | -                                |
| New Public Schools & Additions       | -                    | -                                |
| Other Education                      | -                    | -                                |
| Other Facilities                     | -                    | -                                |
| Other Utilities                      | -                    | -                                |
| School-System-wide                   | -                    | -                                |
| Solid Waste                          | -                    | -                                |
| <b>Total</b>                         | <b>\$ 92,345,000</b> | <b>\$ 54,928,546</b>             |

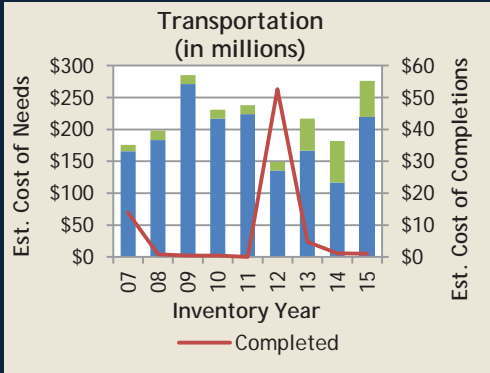


\*Total Estimated Cost = Conceptual + Planning & Design + Construction

## Hardin County

Total Estimated Cost\* for Infrastructure Improvements  
**\$295,233,991**

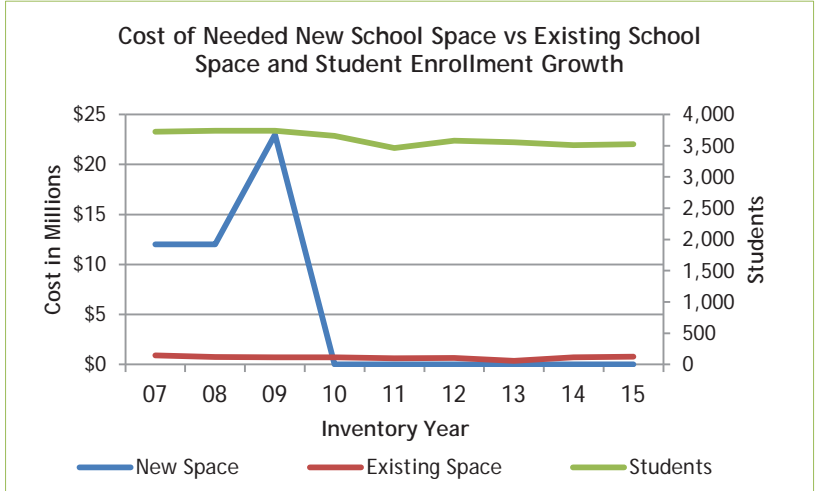
### TOP 3



■ = Local  
■ = Regional (Serves Multiple Counties)

### Estimated Cost of Needed Infrastructure for Hardin County Five-year period July 2015 through June 2020

| Project Type                         | Conceptual            | Planning & Design + Construction |
|--------------------------------------|-----------------------|----------------------------------|
| Transportation                       | \$ 150,278,000        | \$ 125,828,685                   |
| Recreation                           | 4,935,000             | 3,901,900                        |
| Water and Wastewater                 | 605,000               | 6,200,406                        |
| Industrial Sites and Parks           | 1,000,000             | -                                |
| School Renovations                   | 350,000               | 435,000                          |
| Libraries, Museums, & Historic Sites | 100,000               | 600,000                          |
| Business District Development        | 500,000               | 150,000                          |
| Fire Protection                      | 350,000               | -                                |
| Community Development                | -                     | -                                |
| Housing                              | -                     | -                                |
| Law Enforcement                      | -                     | -                                |
| New Public Schools & Additions       | -                     | -                                |
| Other Education                      | -                     | -                                |
| Other Facilities                     | -                     | -                                |
| Other Utilities                      | -                     | -                                |
| Post-secondary Education             | -                     | -                                |
| Public Buildings                     | -                     | -                                |
| Public Health Facilities             | -                     | -                                |
| School-System-wide                   | -                     | -                                |
| Solid Waste                          | -                     | -                                |
| Storm Water                          | -                     | -                                |
| <b>Total</b>                         | <b>\$ 158,118,000</b> | <b>\$ 137,115,991</b>            |



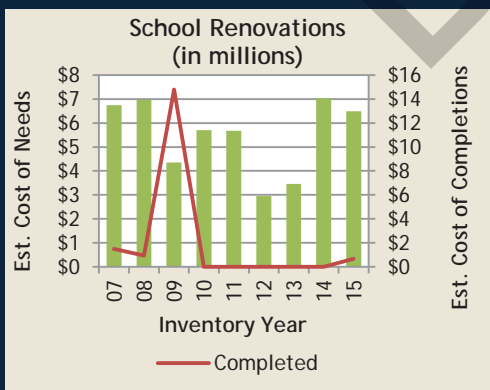
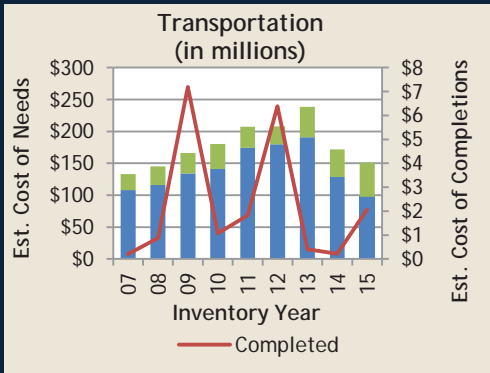
\*Total Estimated Cost = Conceptual + Planning & Design + Construction

## Hawkins County

Total Estimated Cost\* for Infrastructure Improvements

\$211,261,432

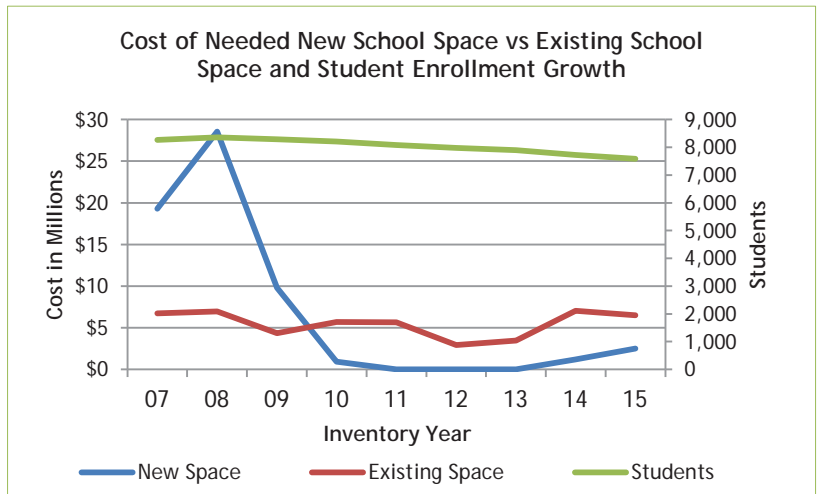
# TOP 3



■ = Local  
■ = Regional (Serves Multiple Counties)

### Estimated Cost of Needed Infrastructure for Hawkins County Five-year period July 2015 through June 2020

| Project Type                         | Conceptual            | Planning & Design + Construction |
|--------------------------------------|-----------------------|----------------------------------|
| Transportation                       | \$ 106,223,000        | \$ 44,258,312                    |
| Water and Wastewater                 | 26,240,000            | 10,210,140                       |
| School Renovations                   | 3,160,500             | 3,323,480                        |
| Community Development                | 3,350,000             | 3,000,000                        |
| New Public Schools & Additions       | 2,500,000             | -                                |
| Other Utilities                      | 1,800,000             | 500,000                          |
| Public Buildings                     | 1,800,000             | -                                |
| Recreation                           | 1,261,000             | 400,000                          |
| Housing                              | -                     | 1,000,000                        |
| Fire Protection                      | 875,000               | -                                |
| Other Facilities                     | 510,000               | -                                |
| Law Enforcement                      | 450,000               | -                                |
| Libraries, Museums, & Historic Sites | 400,000               | -                                |
| Business District Development        | -                     | -                                |
| Industrial Sites and Parks           | -                     | -                                |
| Other Education                      | -                     | -                                |
| Post-secondary Education             | -                     | -                                |
| Public Health Facilities             | -                     | -                                |
| School-System-wide                   | -                     | -                                |
| Solid Waste                          | -                     | -                                |
| Storm Water                          | -                     | -                                |
| <b>Total</b>                         | <b>\$ 148,569,500</b> | <b>\$ 62,691,932</b>             |



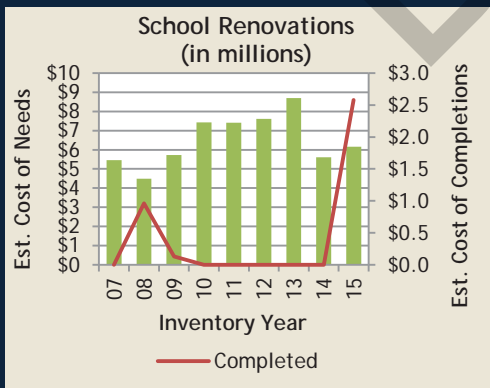
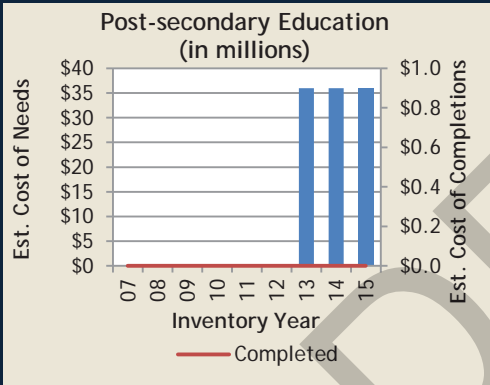
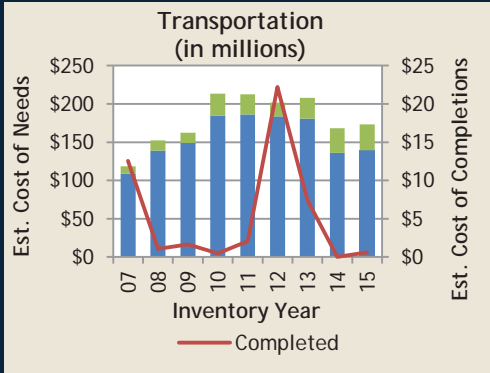
\*Total Estimated Cost = Conceptual + Planning & Design + Construction

## Haywood County

Total Estimated Cost\* for Infrastructure Improvements

\$221,267,539

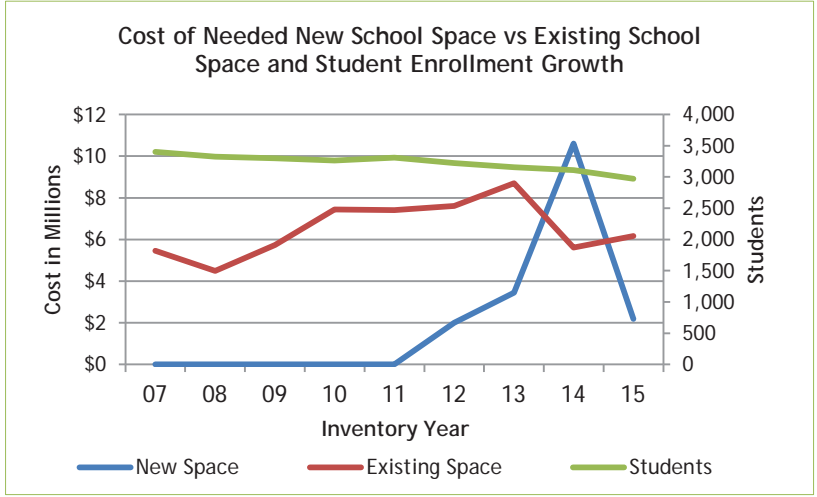
## TOP 3



■ = Local  
■ = Regional (Serves Multiple Counties)

### Estimated Cost of Needed Infrastructure for Haywood County Five-year period July 2015 through June 2020

| Project Type                         | Conceptual            | Planning & Design + Construction |
|--------------------------------------|-----------------------|----------------------------------|
| Transportation                       | \$ 79,856,000         | \$ 93,379,476                    |
| Post-secondary Education             | 36,000,000            | -                                |
| School Renovations                   | 4,709,000             | 1,458,063                        |
| Water and Wastewater                 | 3,500,000             | -                                |
| New Public Schools & Additions       | 2,190,000             | -                                |
| Recreation                           | 175,000               | -                                |
| Business District Development        | -                     | -                                |
| Community Development                | -                     | -                                |
| Fire Protection                      | -                     | -                                |
| Housing                              | -                     | -                                |
| Industrial Sites and Parks           | -                     | -                                |
| Law Enforcement                      | -                     | -                                |
| Libraries, Museums, & Historic Sites | -                     | -                                |
| Other Education                      | -                     | -                                |
| Other Facilities                     | -                     | -                                |
| Other Utilities                      | -                     | -                                |
| Public Buildings                     | -                     | -                                |
| Public Health Facilities             | -                     | -                                |
| School-System-wide                   | -                     | -                                |
| Solid Waste                          | -                     | -                                |
| Storm Water                          | -                     | -                                |
| <b>Total</b>                         | <b>\$ 126,430,000</b> | <b>\$ 94,837,539</b>             |



\*Total Estimated Cost = Conceptual + Planning & Design + Construction

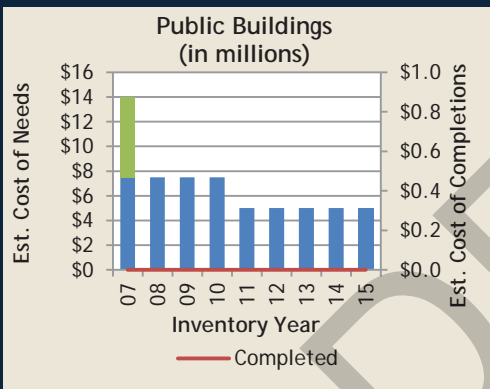
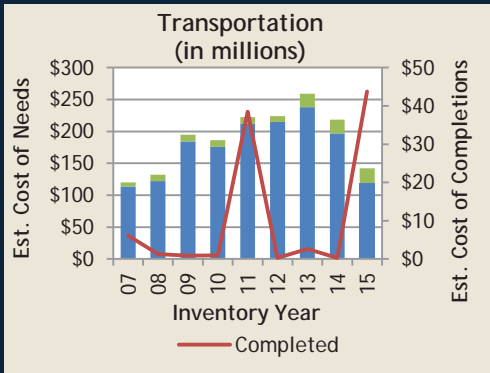


## Henderson County

Total Estimated Cost\* for Infrastructure Improvements

**\$156,437,574**

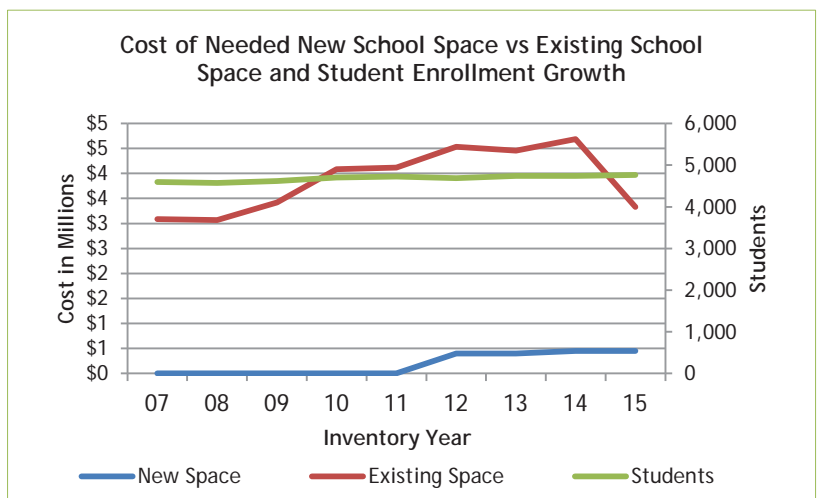
# TOP 3



■ = Local  
■ = Regional (Serves Multiple Counties)

### Estimated Cost of Needed Infrastructure for Henderson County Five-year period July 2015 through June 2020

| Project Type                         | Conceptual           | Planning & Design + Construction |
|--------------------------------------|----------------------|----------------------------------|
| Transportation                       | \$ 40,006,000        | \$ 102,287,295                   |
| Public Buildings                     | 5,000,000            | -                                |
| Recreation                           | -                    | 3,530,000                        |
| School Renovations                   | 845,000              | 2,486,707                        |
| Law Enforcement                      | 710,000              | -                                |
| Water and Wastewater                 | 150,000              | 381,821                          |
| New Public Schools & Additions       | 50,000               | 400,000                          |
| Libraries, Museums, & Historic Sites | -                    | 440,751                          |
| Industrial Sites and Parks           | 150,000              | -                                |
| Business District Development        | -                    | -                                |
| Community Development                | -                    | -                                |
| Fire Protection                      | -                    | -                                |
| Housing                              | -                    | -                                |
| Other Education                      | -                    | -                                |
| Other Facilities                     | -                    | -                                |
| Other Utilities                      | -                    | -                                |
| Post-secondary Education             | -                    | -                                |
| Public Health Facilities             | -                    | -                                |
| School-System-wide                   | -                    | -                                |
| Solid Waste                          | -                    | -                                |
| Storm Water                          | -                    | -                                |
| <b>Total</b>                         | <b>\$ 46,911,000</b> | <b>\$ 109,526,574</b>            |



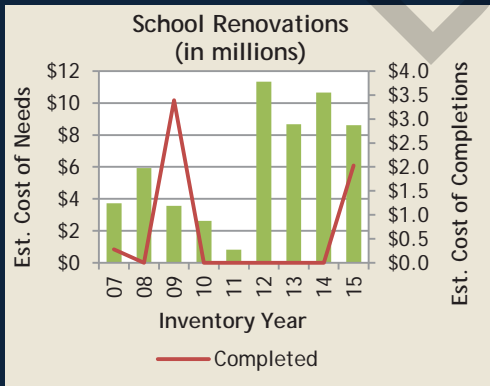
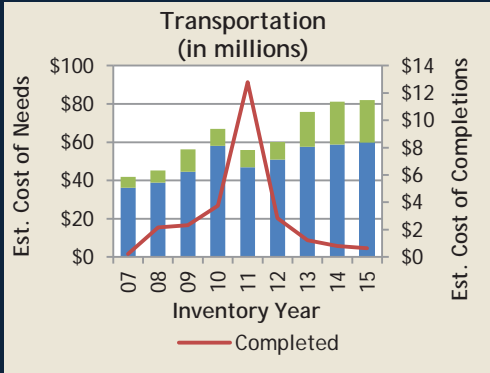
\*Total Estimated Cost = Conceptual + Planning & Design + Construction

## Henry County

Total Estimated Cost\* for Infrastructure Improvements

\$122,727,686

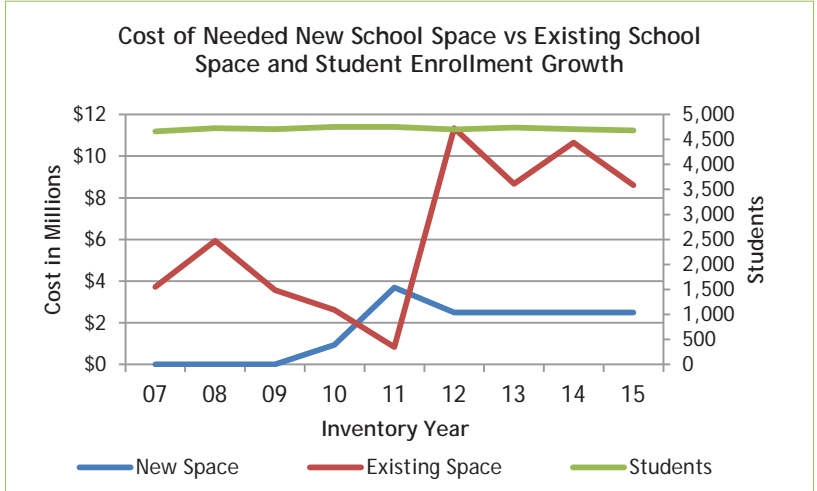
# TOP 3



■ = Local  
■ = Regional (Serves Multiple Counties)

## Estimated Cost of Needed Infrastructure for Henry County Five-year period July 2015 through June 2020

| Project Type                         | Conceptual           | Planning & Design + Construction |
|--------------------------------------|----------------------|----------------------------------|
| Transportation                       | \$ 30,520,000        | \$ 51,458,066                    |
| Recreation                           | 25,780,000           | 500,000                          |
| School Renovations                   | 8,000,000            | 611,654                          |
| New Public Schools & Additions       | -                    | 2,500,000                        |
| Water and Wastewater                 | 337,966              | 1,585,000                        |
| Industrial Sites and Parks           | 500,000              | -                                |
| Libraries, Museums, & Historic Sites | -                    | 500,000                          |
| Solid Waste                          | -                    | 350,000                          |
| Fire Protection                      | 85,000               | -                                |
| Business District Development        | -                    | -                                |
| Community Development                | -                    | -                                |
| Housing                              | -                    | -                                |
| Law Enforcement                      | -                    | -                                |
| Other Education                      | -                    | -                                |
| Other Facilities                     | -                    | -                                |
| Other Utilities                      | -                    | -                                |
| Post-secondary Education             | -                    | -                                |
| Public Buildings                     | -                    | -                                |
| Public Health Facilities             | -                    | -                                |
| School-System-wide                   | -                    | -                                |
| Storm Water                          | -                    | -                                |
| <b>Total</b>                         | <b>\$ 65,222,966</b> | <b>\$ 57,504,720</b>             |



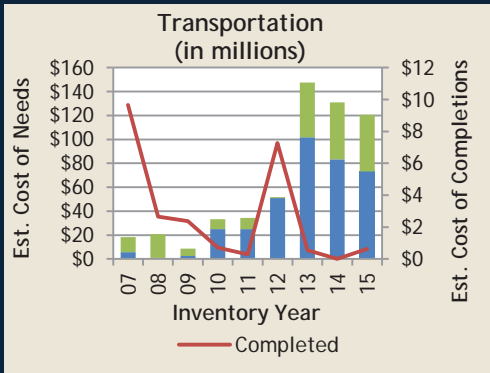
\*Total Estimated Cost = Conceptual + Planning & Design + Construction

## Hickman County

Total Estimated Cost\* for Infrastructure Improvements

\$188,133,735

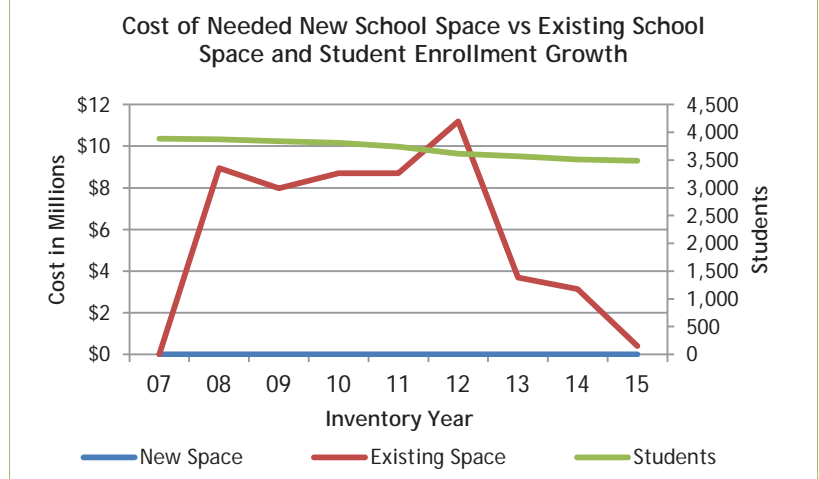
# TOP 3



■ = Local  
■ = Regional (Serves Multiple Counties)

### Estimated Cost of Needed Infrastructure for Hickman County Five-year period July 2015 through June 2020

| Project Type                         | Conceptual            | Planning & Design + Construction |
|--------------------------------------|-----------------------|----------------------------------|
| Transportation                       | \$ 82,503,000         | \$ 37,980,735                    |
| Water and Wastewater                 | 48,900,000            | -                                |
| Law Enforcement                      | 9,150,000             | 8,200,000                        |
| Industrial Sites and Parks           | 1,000,000             | -                                |
| School Renovations                   | -                     | 400,000                          |
| Business District Development        | -                     | -                                |
| Community Development                | -                     | -                                |
| Fire Protection                      | -                     | -                                |
| Housing                              | -                     | -                                |
| Libraries, Museums, & Historic Sites | -                     | -                                |
| New Public Schools & Additions       | -                     | -                                |
| Other Education                      | -                     | -                                |
| Other Facilities                     | -                     | -                                |
| Other Utilities                      | -                     | -                                |
| Post-secondary Education             | -                     | -                                |
| Public Buildings                     | -                     | -                                |
| Public Health Facilities             | -                     | -                                |
| Recreation                           | -                     | -                                |
| School-System-wide                   | -                     | -                                |
| Solid Waste                          | -                     | -                                |
| Storm Water                          | -                     | -                                |
| <b>Total</b>                         | <b>\$ 141,553,000</b> | <b>\$ 46,580,735</b>             |



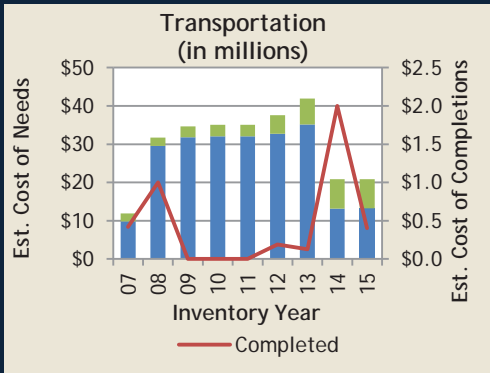
\*Total Estimated Cost = Conceptual + Planning & Design + Construction

## Houston County

Total Estimated Cost\* for Infrastructure Improvements

\$36,272,000

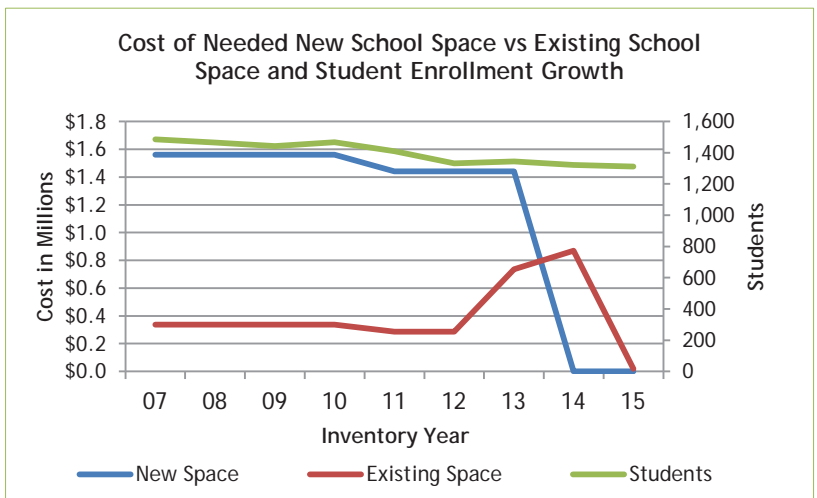
# TOP 3



■ = Local  
■ = Regional (Serves Multiple Counties)

## Estimated Cost of Needed Infrastructure for Houston County Five-year period July 2015 through June 2020

| Project Type                         | Conceptual           | Planning & Design + Construction |
|--------------------------------------|----------------------|----------------------------------|
| Transportation                       | \$ 19,760,000        | \$ 1,077,000                     |
| Water and Wastewater                 | 3,200,000            | 3,830,000                        |
| Public Health Facilities             | 500,000              | 1,560,000                        |
| Community Development                | 2,000,000            | -                                |
| Libraries, Museums, & Historic Sites | -                    | 1,500,000                        |
| Recreation                           | 1,300,000            | -                                |
| Other Facilities                     | -                    | 975,000                          |
| Fire Protection                      | 350,000              | -                                |
| Public Buildings                     | 50,000               | 50,000                           |
| Solid Waste                          | -                    | 100,000                          |
| School Renovations                   | -                    | 20,000                           |
| Business District Development        | -                    | -                                |
| Housing                              | -                    | -                                |
| Industrial Sites and Parks           | -                    | -                                |
| Law Enforcement                      | -                    | -                                |
| New Public Schools & Additions       | -                    | -                                |
| Other Education                      | -                    | -                                |
| Other Utilities                      | -                    | -                                |
| Post-secondary Education             | -                    | -                                |
| School-System-wide                   | -                    | -                                |
| Storm Water                          | -                    | -                                |
| <b>Total</b>                         | <b>\$ 27,160,000</b> | <b>\$ 9,112,000</b>              |



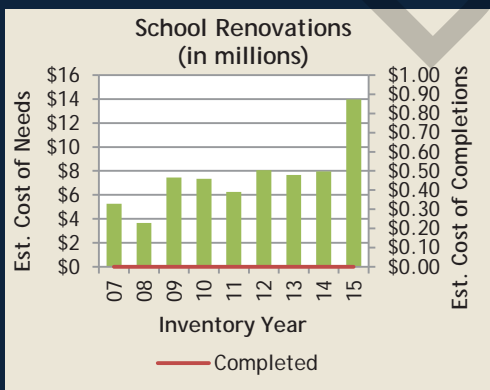
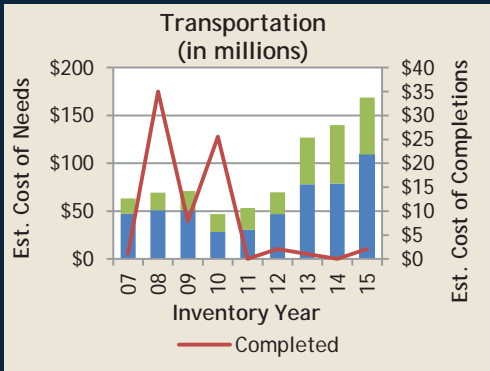
\*Total Estimated Cost = Conceptual + Planning & Design + Construction

## Humphreys County

Total Estimated Cost\* for Infrastructure Improvements

**\$214,095,241**

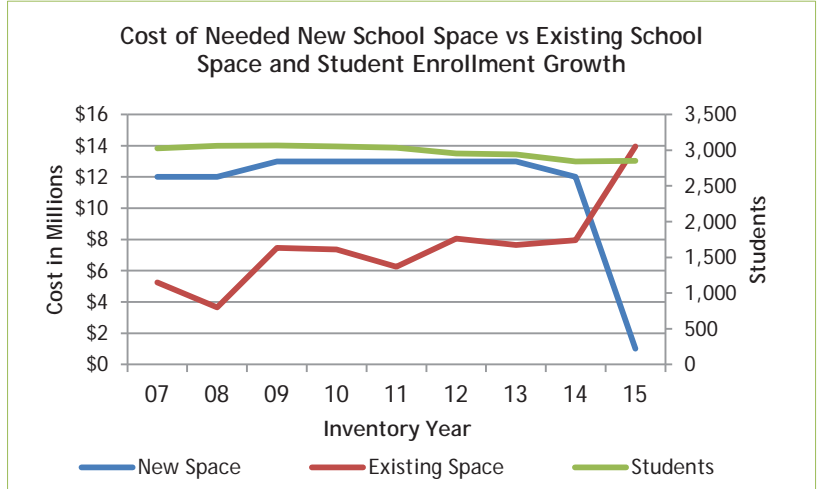
### TOP 3



■ = Local  
■ = Regional (Serves Multiple Counties)

### Estimated Cost of Needed Infrastructure for Humphreys County Five-year period July 2015 through June 2020

| Project Type                         | Conceptual            | Planning & Design + Construction |
|--------------------------------------|-----------------------|----------------------------------|
| Transportation                       | \$ 132,569,000        | \$ 36,080,869                    |
| Water and Wastewater                 | 9,250,000             | 8,504,875                        |
| School Renovations                   | 11,500,000            | 2,460,000                        |
| Industrial Sites and Parks           | 1,700,000             | 10,000,000                       |
| Recreation                           | 445,000               | 585,497                          |
| New Public Schools & Additions       | 1,000,000             | -                                |
| Business District Development        | -                     | -                                |
| Community Development                | -                     | -                                |
| Fire Protection                      | -                     | -                                |
| Housing                              | -                     | -                                |
| Law Enforcement                      | -                     | -                                |
| Libraries, Museums, & Historic Sites | -                     | -                                |
| Other Education                      | -                     | -                                |
| Other Facilities                     | -                     | -                                |
| Other Utilities                      | -                     | -                                |
| Post-secondary Education             | -                     | -                                |
| Public Buildings                     | -                     | -                                |
| Public Health Facilities             | -                     | -                                |
| School-System-wide                   | -                     | -                                |
| Solid Waste                          | -                     | -                                |
| Storm Water                          | -                     | -                                |
| <b>Total</b>                         | <b>\$ 156,464,000</b> | <b>\$ 57,631,241</b>             |



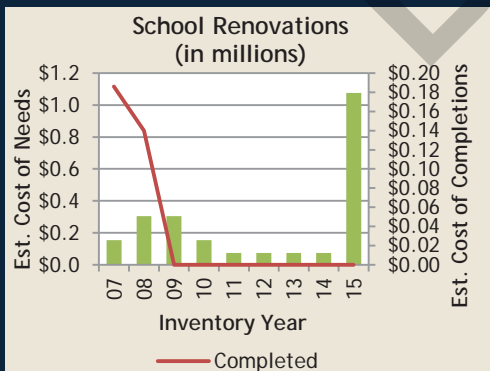
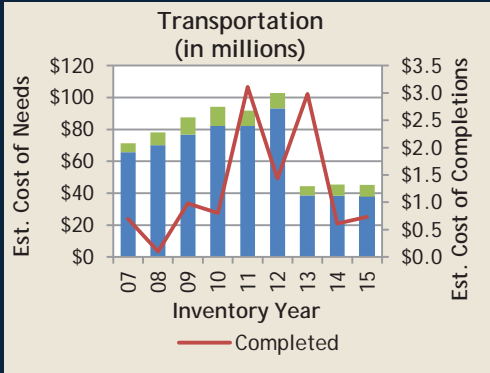
\*Total Estimated Cost = Conceptual + Planning & Design + Construction

## Jackson County

Total Estimated Cost\* for Infrastructure Improvements

\$64,780,108

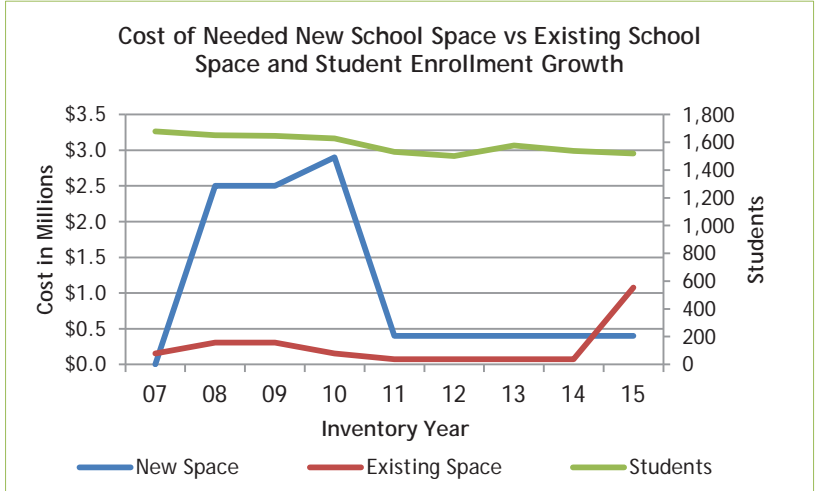
# TOP 3



■ = Local  
■ = Regional (Serves Multiple Counties)

## Estimated Cost of Needed Infrastructure for Jackson County Five-year period July 2015 through June 2020

| Project Type                         | Conceptual           | Planning & Design + Construction |
|--------------------------------------|----------------------|----------------------------------|
| Transportation                       | \$ 44,249,000        | \$ 886,108                       |
| Industrial Sites and Parks           | 1,250,000            | 15,000,000                       |
| School Renovations                   | 625,000              | 450,000                          |
| Community Development                | 1,050,000            | -                                |
| Water and Wastewater                 | 500,000              | -                                |
| New Public Schools & Additions       | 400,000              | -                                |
| Law Enforcement                      | -                    | 300,000                          |
| Libraries, Museums, & Historic Sites | -                    | 70,000                           |
| Business District Development        | -                    | -                                |
| Fire Protection                      | -                    | -                                |
| Housing                              | -                    | -                                |
| Other Education                      | -                    | -                                |
| Other Facilities                     | -                    | -                                |
| Other Utilities                      | -                    | -                                |
| Post-secondary Education             | -                    | -                                |
| Public Buildings                     | -                    | -                                |
| Public Health Facilities             | -                    | -                                |
| Recreation                           | -                    | -                                |
| School-System-wide                   | -                    | -                                |
| Solid Waste                          | -                    | -                                |
| Storm Water                          | -                    | -                                |
| <b>Total</b>                         | <b>\$ 48,074,000</b> | <b>\$ 16,706,108</b>             |



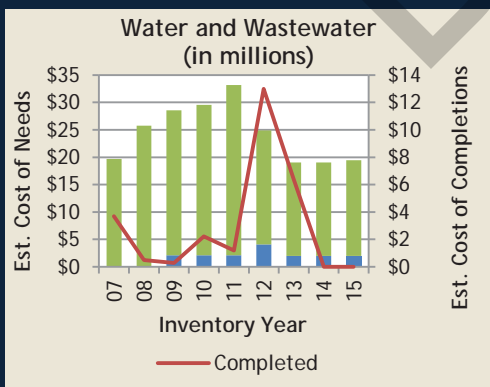
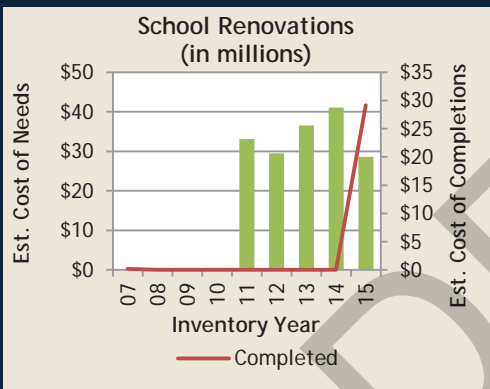
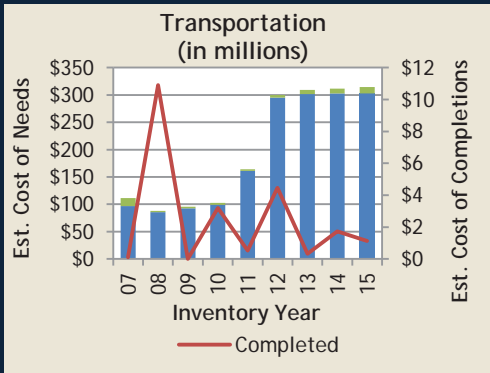
\*Total Estimated Cost = Conceptual + Planning & Design + Construction

## Jefferson County

Total Estimated Cost\* for Infrastructure Improvements

**\$375,706,233**

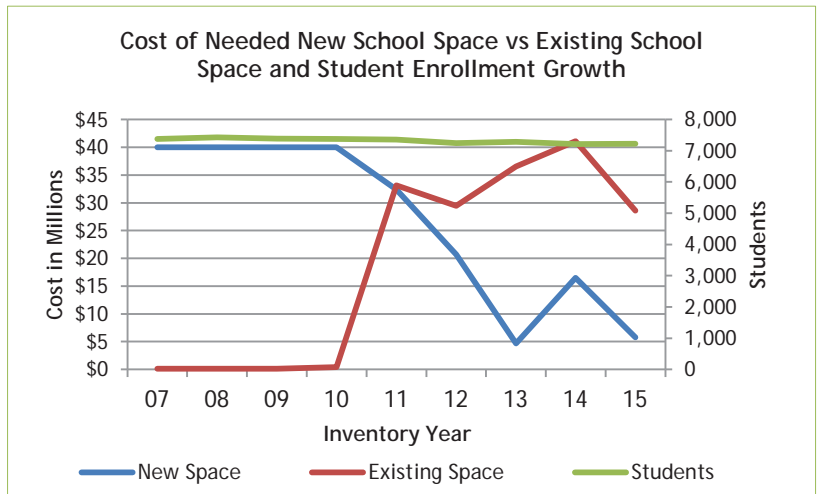
### TOP 3



■ = Local  
■ = Regional (Serves Multiple Counties)

### Estimated Cost of Needed Infrastructure for Jefferson County Five-year period July 2015 through June 2020

| Project Type                         | Conceptual           | Planning & Design + Construction |
|--------------------------------------|----------------------|----------------------------------|
| Transportation                       | \$ 60,192,000        | \$ 254,420,883                   |
| School Renovations                   | 23,637,000           | 4,980,050                        |
| Water and Wastewater                 | 4,991,800            | 14,436,000                       |
| New Public Schools & Additions       | 4,500,000            | 1,250,000                        |
| Libraries, Museums, & Historic Sites | -                    | 3,100,000                        |
| Law Enforcement                      | 1,340,000            | 325,000                          |
| Recreation                           | 1,020,000            | 379,760                          |
| Community Development                | -                    | 883,740                          |
| Other Facilities                     | 150,000              | -                                |
| Business District Development        | 50,000               | -                                |
| Storm Water                          | -                    | 50,000                           |
| Fire Protection                      | -                    | -                                |
| Housing                              | -                    | -                                |
| Industrial Sites and Parks           | -                    | -                                |
| Other Education                      | -                    | -                                |
| Other Utilities                      | -                    | -                                |
| Post-secondary Education             | -                    | -                                |
| Public Buildings                     | -                    | -                                |
| Public Health Facilities             | -                    | -                                |
| School-System-wide                   | -                    | -                                |
| Solid Waste                          | -                    | -                                |
| <b>Total</b>                         | <b>\$ 95,880,800</b> | <b>\$ 279,825,433</b>            |



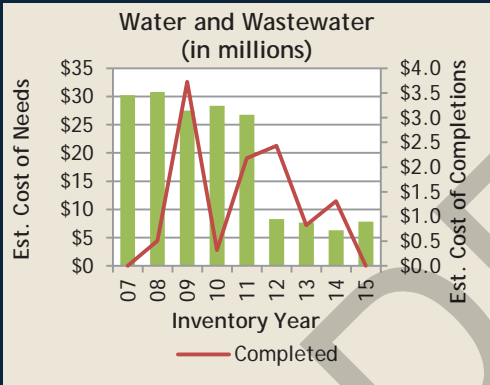
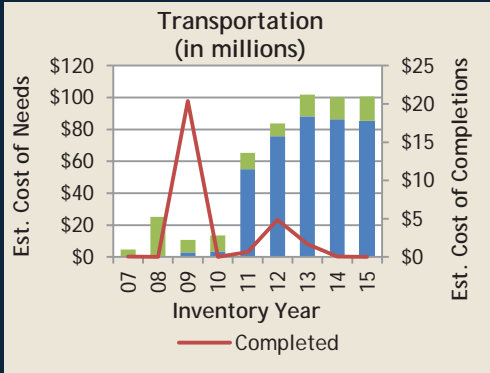
\*Total Estimated Cost = Conceptual + Planning & Design + Construction

## Johnson County

Total Estimated Cost\* for Infrastructure Improvements

\$123,108,615

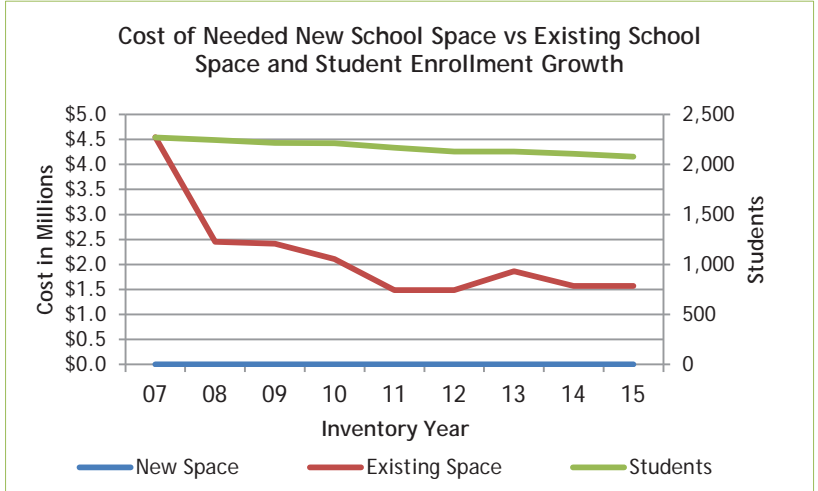
# TOP 3



■ = Local  
■ = Regional (Serves Multiple Counties)

## Estimated Cost of Needed Infrastructure for Johnson County Five-year period July 2015 through June 2020

| Project Type                         | Conceptual           | Planning & Design + Construction |
|--------------------------------------|----------------------|----------------------------------|
| Transportation                       | \$ 21,470,509        | \$ 79,068,964                    |
| Water and Wastewater                 | 7,140,567            | 679,000                          |
| Recreation                           | 6,437,500            | 990,266                          |
| Industrial Sites and Parks           | 2,000,000            | -                                |
| School Renovations                   | 50,000               | 1,520,525                        |
| Fire Protection                      | 1,400,000            | -                                |
| Storm Water                          | 1,000,000            | -                                |
| Law Enforcement                      | 667,284              | -                                |
| Other Facilities                     | 300,000              | -                                |
| Solid Waste                          | 250,000              | -                                |
| Libraries, Museums, & Historic Sites | -                    | 134,000                          |
| Business District Development        | -                    | -                                |
| Community Development                | -                    | -                                |
| Housing                              | -                    | -                                |
| New Public Schools & Additions       | -                    | -                                |
| Other Education                      | -                    | -                                |
| Other Utilities                      | -                    | -                                |
| Post-secondary Education             | -                    | -                                |
| Public Buildings                     | -                    | -                                |
| Public Health Facilities             | -                    | -                                |
| School-System-wide                   | -                    | -                                |
| <b>Total</b>                         | <b>\$ 40,715,860</b> | <b>\$ 82,392,755</b>             |



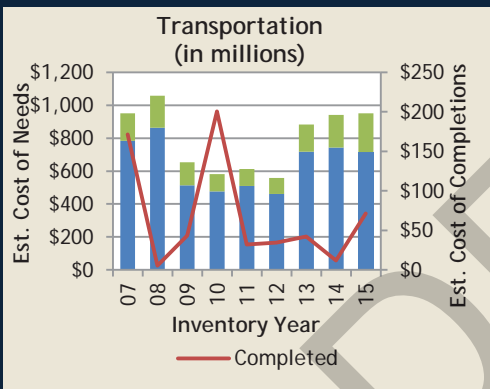
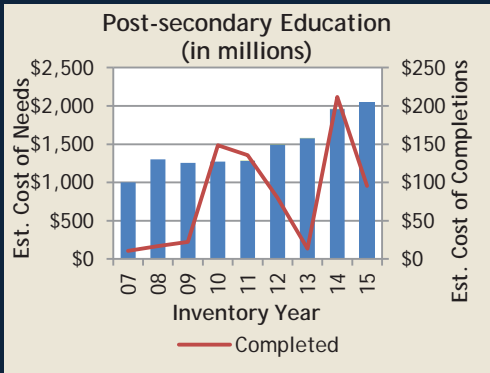
\*Total Estimated Cost = Conceptual + Planning & Design + Construction



## Knox County

Total Estimated Cost\* for  
Infrastructure Improvements  
**\$3,450,422,046**

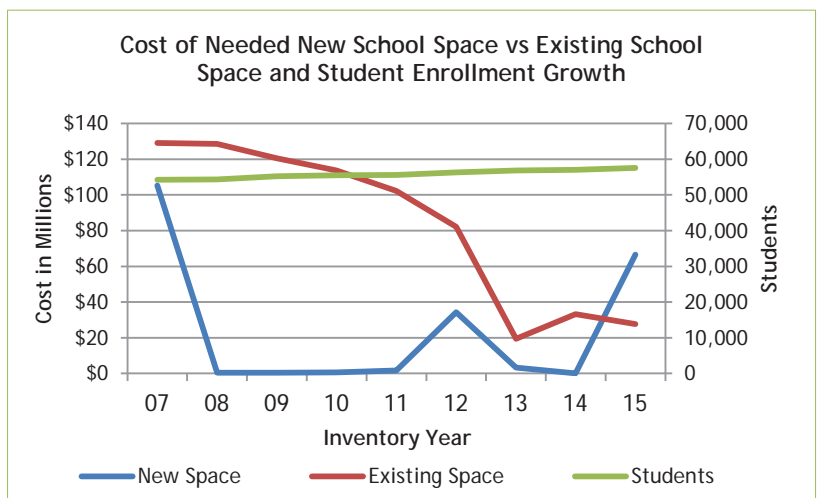
# TOP 3



■ = Local  
■ = Regional (Serves Multiple Counties)

### Estimated Cost of Needed Infrastructure for Knox County Five-year period July 2015 through June 2020

| Project Type                         | Conceptual              | Planning & Design + Construction |
|--------------------------------------|-------------------------|----------------------------------|
| Post-secondary Education             | \$ 815,425,000          | \$ 1,228,984,164                 |
| Transportation                       | 404,610,000             | 547,064,407                      |
| Water and Wastewater                 | 9,950,000               | 141,035,000                      |
| New Public Schools & Additions       | 6,750,000               | 59,745,000                       |
| Other Education                      | 20,740,000              | 29,030,000                       |
| Recreation                           | 5,925,000               | 26,946,199                       |
| Business District Development        | -                       | 29,985,116                       |
| School Renovations                   | 9,442,857               | 18,237,303                       |
| Housing                              | -                       | 23,000,000                       |
| Public Health Facilities             | 22,000,000              | -                                |
| Other Facilities                     | 550,000                 | 20,412,000                       |
| Law Enforcement                      | 11,980,000              | -                                |
| Industrial Sites and Parks           | -                       | 9,800,000                        |
| Other Utilities                      | 70,000                  | 6,000,000                        |
| Libraries, Museums, & Historic Sites | 2,230,000               | 300,000                          |
| Public Buildings                     | -                       | 210,000                          |
| Community Development                | -                       | -                                |
| Fire Protection                      | -                       | -                                |
| School-System-wide                   | -                       | -                                |
| Solid Waste                          | -                       | -                                |
| Storm Water                          | -                       | -                                |
| <b>Total</b>                         | <b>\$ 1,309,672,857</b> | <b>\$ 2,140,749,189</b>          |



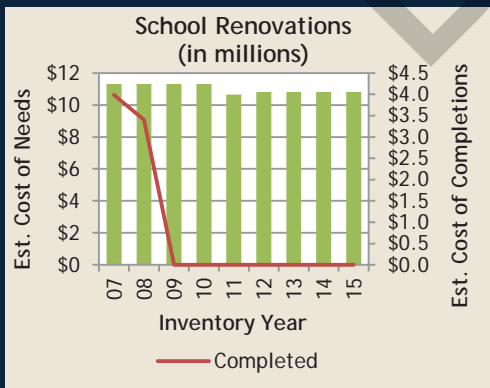
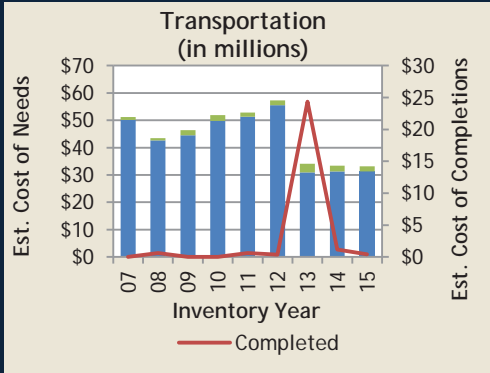
\*Total Estimated Cost = Conceptual + Planning & Design + Construction

## Lake County

Total Estimated Cost\* for Infrastructure Improvements

**\$65,347,312**

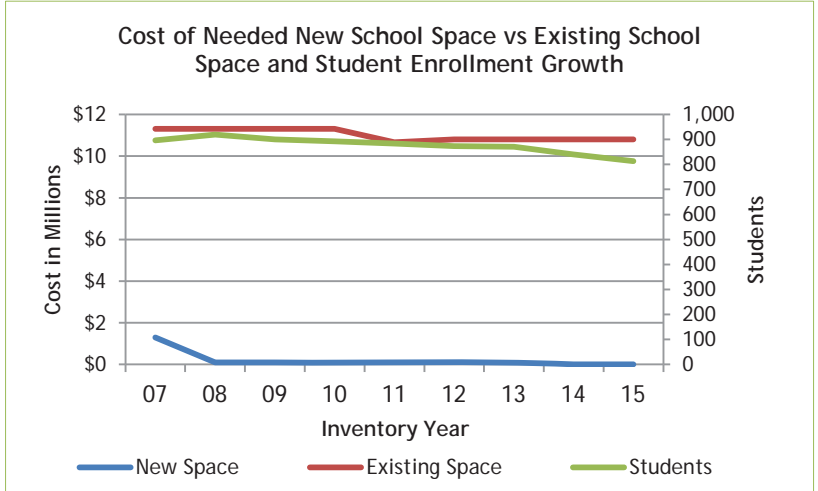
## TOP 3



■ = Local  
■ = Regional (Serves Multiple Counties)

### Estimated Cost of Needed Infrastructure for Lake County Five-year period July 2015 through June 2020

| Project Type                         | Conceptual           | Planning & Design + Construction |
|--------------------------------------|----------------------|----------------------------------|
| Transportation                       | \$ 1,593,000         | \$ 31,559,312                    |
| Law Enforcement                      | -                    | 11,400,000                       |
| School Renovations                   | 10,660,000           | 150,000                          |
| Recreation                           | -                    | 4,390,000                        |
| Public Buildings                     | 3,200,000            | 60,000                           |
| Water and Wastewater                 | 320,000              | 915,000                          |
| Community Development                | 700,000              | -                                |
| Other Facilities                     | 200,000              | -                                |
| Storm Water                          | 150,000              | -                                |
| Fire Protection                      | 50,000               | -                                |
| Business District Development        | -                    | -                                |
| Housing                              | -                    | -                                |
| Industrial Sites and Parks           | -                    | -                                |
| Libraries, Museums, & Historic Sites | -                    | -                                |
| New Public Schools & Additions       | -                    | -                                |
| Other Education                      | -                    | -                                |
| Other Utilities                      | -                    | -                                |
| Post-secondary Education             | -                    | -                                |
| Public Health Facilities             | -                    | -                                |
| School-System-wide                   | -                    | -                                |
| Solid Waste                          | -                    | -                                |
| <b>Total</b>                         | <b>\$ 16,873,000</b> | <b>\$ 48,474,312</b>             |



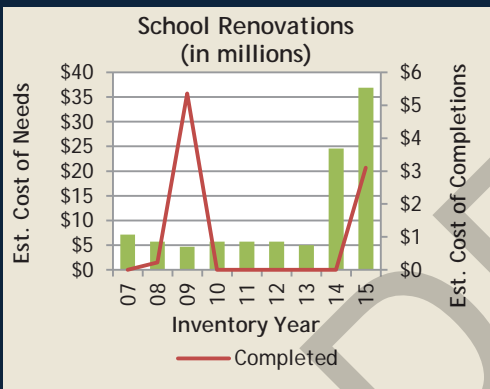
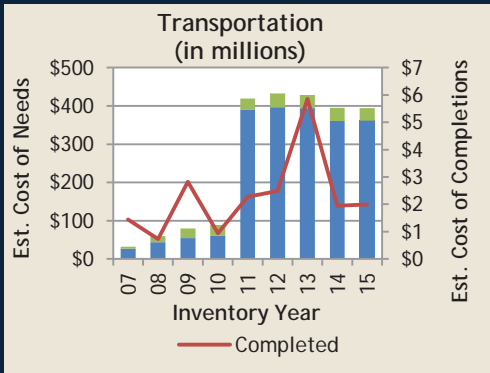
\*Total Estimated Cost = Conceptual + Planning & Design + Construction

## Lauderdale County

Total Estimated Cost\* for Infrastructure Improvements

**\$444,527,907**

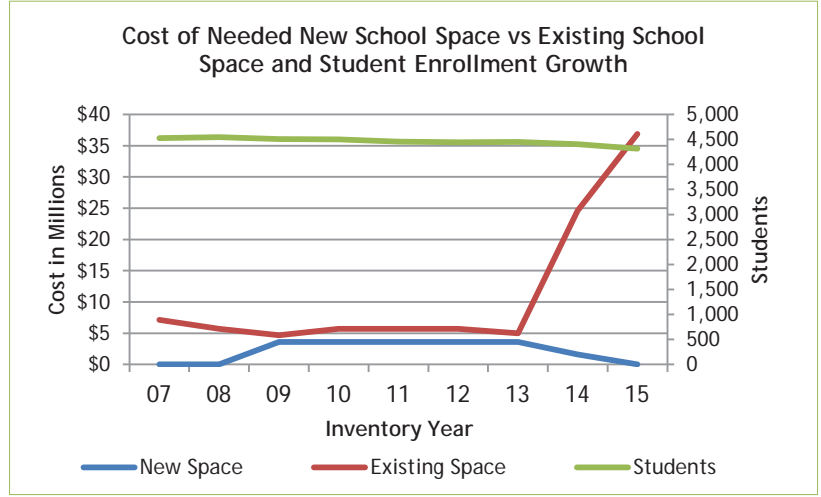
# TOP 3



■ = Local  
■ = Regional (Serves Multiple Counties)

### Estimated Cost of Needed Infrastructure for Lauderdale County Five-year period July 2015 through June 2020

| Project Type                         | Conceptual           | Planning & Design + Construction |
|--------------------------------------|----------------------|----------------------------------|
| Transportation                       | \$ 38,737,000        | \$ 355,300,846                   |
| School Renovations                   | 36,480,000           | 397,500                          |
| Law Enforcement                      | 880,000              | 7,450,000                        |
| Housing                              | 2,500,000            | 50,000                           |
| Libraries, Museums, & Historic Sites | 450,000              | 860,000                          |
| Storm Water                          | 400,000              | 500,000                          |
| Water and Wastewater                 | 522,561              | -                                |
| Business District Development        | -                    | -                                |
| Community Development                | -                    | -                                |
| Fire Protection                      | -                    | -                                |
| Industrial Sites and Parks           | -                    | -                                |
| New Public Schools & Additions       | -                    | -                                |
| Other Education                      | -                    | -                                |
| Other Facilities                     | -                    | -                                |
| Other Utilities                      | -                    | -                                |
| Post-secondary Education             | -                    | -                                |
| Public Buildings                     | -                    | -                                |
| Public Health Facilities             | -                    | -                                |
| Recreation                           | -                    | -                                |
| School-System-wide                   | -                    | -                                |
| Solid Waste                          | -                    | -                                |
| <b>Total</b>                         | <b>\$ 79,969,561</b> | <b>\$ 364,558,346</b>            |



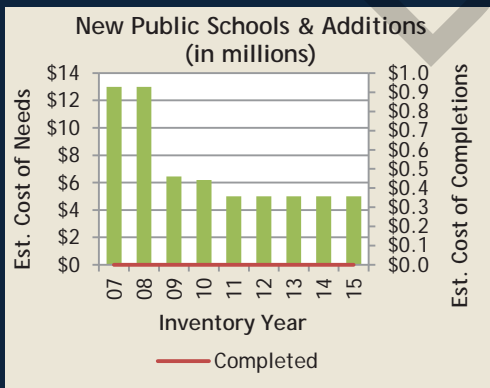
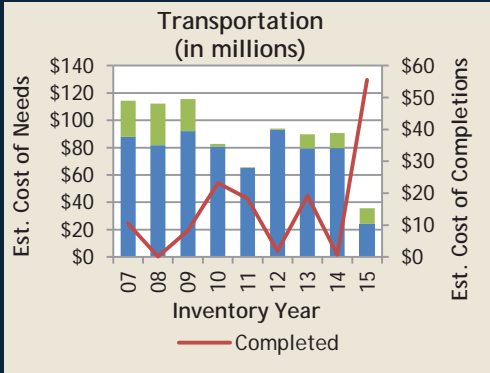
\*Total Estimated Cost = Conceptual + Planning & Design + Construction

## Lawrence County

Total Estimated Cost\* for Infrastructure Improvements

\$55,706,448

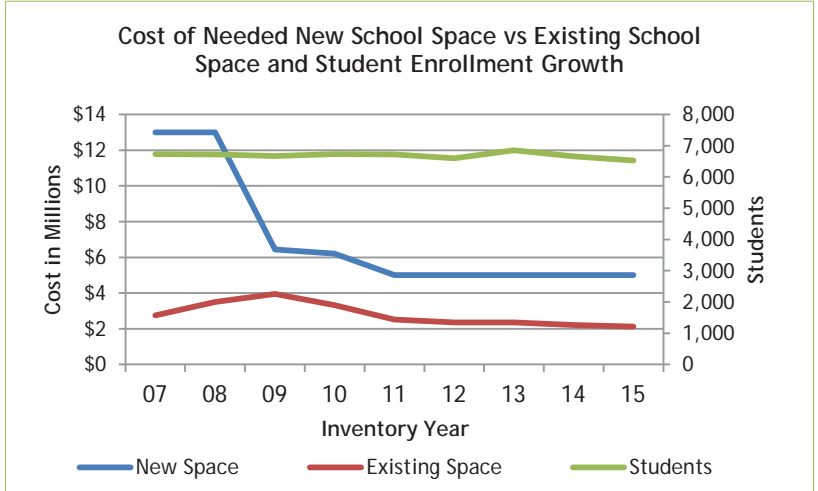
# TOP 3



■ = Local  
■ = Regional (Serves Multiple Counties)

## Estimated Cost of Needed Infrastructure for Lawrence County Five-year period July 2015 through June 2020

| Project Type                         | Conceptual           | Planning & Design + Construction |
|--------------------------------------|----------------------|----------------------------------|
| Transportation                       | \$ 21,865,000        | \$ 13,849,599                    |
| Law Enforcement                      | 5,610,000            | -                                |
| New Public Schools & Additions       | 5,000,000            | -                                |
| Recreation                           | 4,010,000            | -                                |
| School Renovations                   | 1,400,000            | 716,849                          |
| Water and Wastewater                 | 1,000,000            | 1,085,000                        |
| Fire Protection                      | 850,000              | -                                |
| Solid Waste                          | -                    | 320,000                          |
| Business District Development        | -                    | -                                |
| Community Development                | -                    | -                                |
| Housing                              | -                    | -                                |
| Industrial Sites and Parks           | -                    | -                                |
| Libraries, Museums, & Historic Sites | -                    | -                                |
| Other Education                      | -                    | -                                |
| Other Facilities                     | -                    | -                                |
| Other Utilities                      | -                    | -                                |
| Post-secondary Education             | -                    | -                                |
| Public Buildings                     | -                    | -                                |
| Public Health Facilities             | -                    | -                                |
| School-System-wide                   | -                    | -                                |
| Storm Water                          | -                    | -                                |
| <b>Total</b>                         | <b>\$ 39,735,000</b> | <b>\$ 15,971,448</b>             |



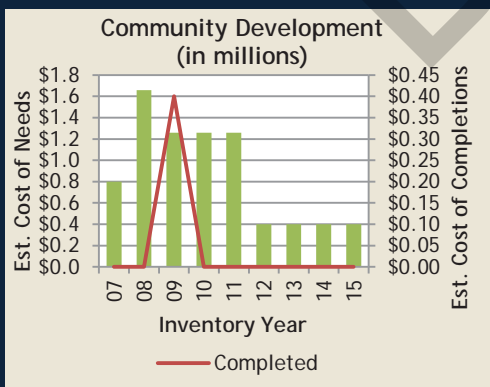
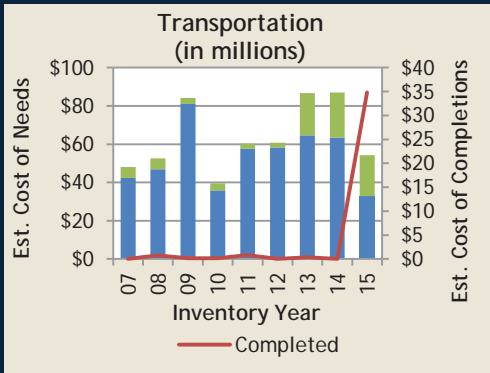
\*Total Estimated Cost = Conceptual + Planning & Design + Construction

## Lewis County

Total Estimated Cost\* for Infrastructure Improvements

\$61,988,202

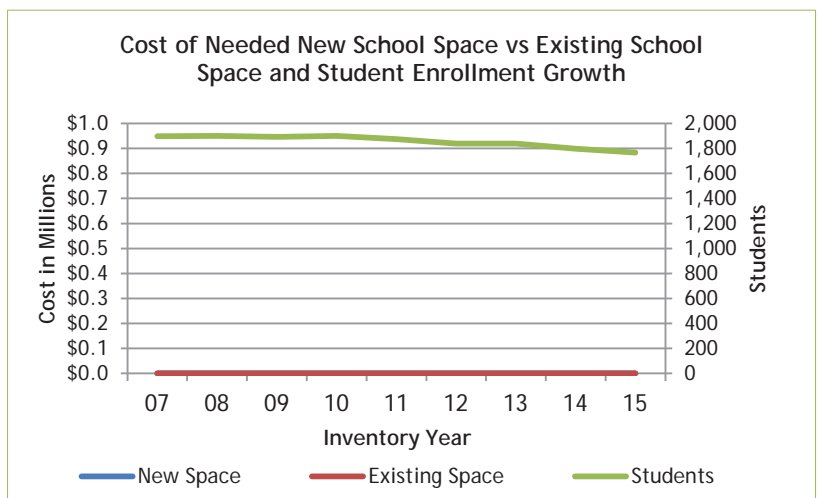
# TOP 3



■ = Local  
■ = Regional (Serves Multiple Counties)

### Estimated Cost of Needed Infrastructure for Lewis County Five-year period July 2015 through June 2020

| Project Type                         | Conceptual           | Planning & Design + Construction |
|--------------------------------------|----------------------|----------------------------------|
| Transportation                       | \$ 25,731,000        | \$ 28,527,202                    |
| Law Enforcement                      | 2,000,000            | 5,000,000                        |
| Community Development                | 400,000              | -                                |
| Industrial Sites and Parks           | 250,000              | -                                |
| Libraries, Museums, & Historic Sites | -                    | 80,000                           |
| Business District Development        | -                    | -                                |
| Fire Protection                      | -                    | -                                |
| Housing                              | -                    | -                                |
| New Public Schools & Additions       | -                    | -                                |
| Other Education                      | -                    | -                                |
| Other Facilities                     | -                    | -                                |
| Other Utilities                      | -                    | -                                |
| Post-secondary Education             | -                    | -                                |
| Public Buildings                     | -                    | -                                |
| Public Health Facilities             | -                    | -                                |
| Recreation                           | -                    | -                                |
| School Renovations                   | -                    | -                                |
| School-System-wide                   | -                    | -                                |
| Solid Waste                          | -                    | -                                |
| Storm Water                          | -                    | -                                |
| Water and Wastewater                 | -                    | -                                |
| <b>Total</b>                         | <b>\$ 28,381,000</b> | <b>\$ 33,607,202</b>             |



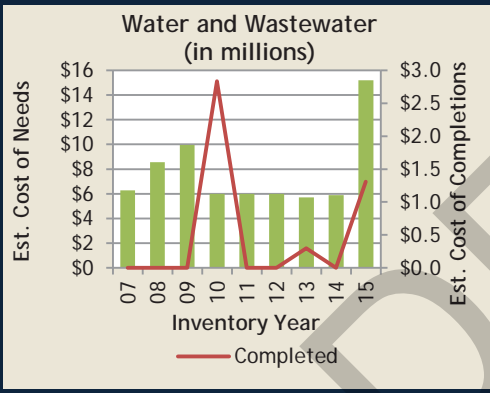
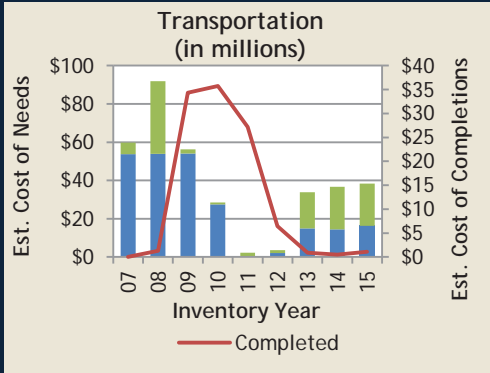
\*Total Estimated Cost = Conceptual + Planning & Design + Construction

## Lincoln County

Total Estimated Cost\* for Infrastructure Improvements

\$61,724,929

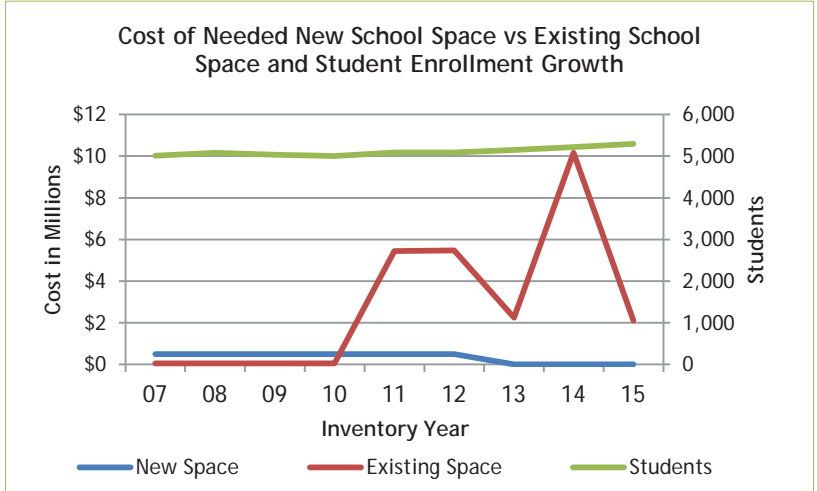
# TOP 3



■ = Local  
■ = Regional (Serves Multiple Counties)

## Estimated Cost of Needed Infrastructure for Lincoln County Five-year period July 2015 through June 2020

| Project Type                         | Conceptual           | Planning & Design + Construction |
|--------------------------------------|----------------------|----------------------------------|
| Transportation                       | \$ 33,707,000        | \$ 4,607,729                     |
| Water and Wastewater                 | 15,090,800           | 104,400                          |
| Recreation                           | 2,610,000            | 140,000                          |
| Law Enforcement                      | -                    | 2,250,000                        |
| School Renovations                   | 2,100,000            | 15,000                           |
| Libraries, Museums, & Historic Sites | -                    | 750,000                          |
| Storm Water                          | 350,000              | -                                |
| Business District Development        | -                    | -                                |
| Community Development                | -                    | -                                |
| Fire Protection                      | -                    | -                                |
| Housing                              | -                    | -                                |
| Industrial Sites and Parks           | -                    | -                                |
| New Public Schools & Additions       | -                    | -                                |
| Other Education                      | -                    | -                                |
| Other Facilities                     | -                    | -                                |
| Other Utilities                      | -                    | -                                |
| Post-secondary Education             | -                    | -                                |
| Public Buildings                     | -                    | -                                |
| Public Health Facilities             | -                    | -                                |
| School-System-wide                   | -                    | -                                |
| Solid Waste                          | -                    | -                                |
| <b>Total</b>                         | <b>\$ 53,857,800</b> | <b>\$ 7,867,129</b>              |

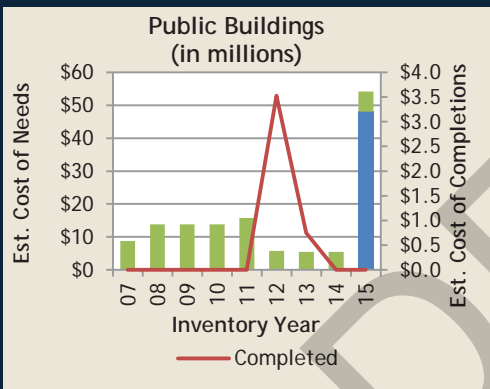
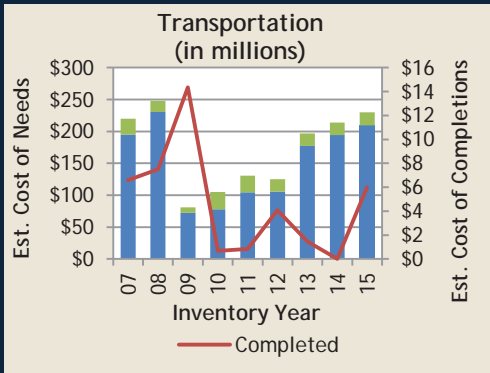


\*Total Estimated Cost = Conceptual + Planning & Design + Construction

## Loudon County

Total Estimated Cost\* for Infrastructure Improvements  
**\$360,249,368**

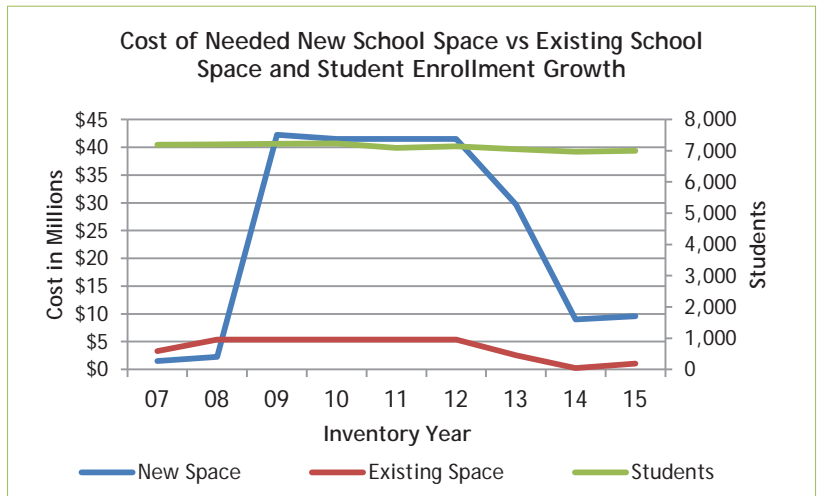
# TOP 3



■ = Local  
■ = Regional (Serves Multiple Counties)

### Estimated Cost of Needed Infrastructure for Loudon County Five-year period July 2015 through June 2020

| Project Type                         | Conceptual           | Planning & Design + Construction |
|--------------------------------------|----------------------|----------------------------------|
| Transportation                       | \$ 54,904,000        | \$ 174,932,942                   |
| Public Buildings                     | -                    | 54,200,000                       |
| Water and Wastewater                 | 3,100,000            | 42,810,000                       |
| Recreation                           | 332,000              | 10,000,000                       |
| New Public Schools & Additions       | 600,000              | 9,000,000                        |
| Other Utilities                      | 1,800,000            | 5,275,000                        |
| Industrial Sites and Parks           | 1,760,000            | -                                |
| School Renovations                   | -                    | 1,050,000                        |
| Community Development                | 485,426              | -                                |
| Business District Development        | -                    | -                                |
| Fire Protection                      | -                    | -                                |
| Housing                              | -                    | -                                |
| Law Enforcement                      | -                    | -                                |
| Libraries, Museums, & Historic Sites | -                    | -                                |
| Other Education                      | -                    | -                                |
| Other Facilities                     | -                    | -                                |
| Post-secondary Education             | -                    | -                                |
| Public Health Facilities             | -                    | -                                |
| School-System-wide                   | -                    | -                                |
| Solid Waste                          | -                    | -                                |
| Storm Water                          | -                    | -                                |
| <b>Total</b>                         | <b>\$ 62,981,426</b> | <b>\$ 297,267,942</b>            |

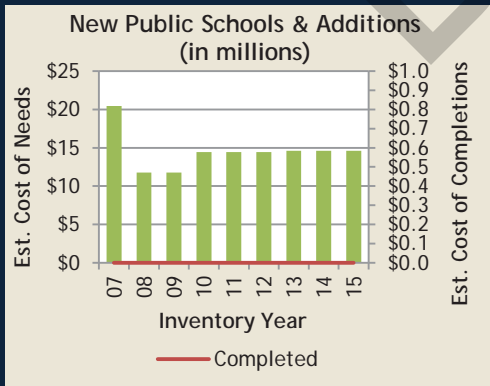
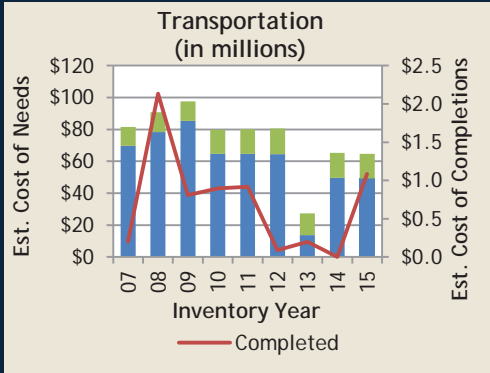


\*Total Estimated Cost = Conceptual + Planning & Design + Construction

## Macon County

Total Estimated Cost\* for  
Infrastructure Improvements  
**\$109,324,718**

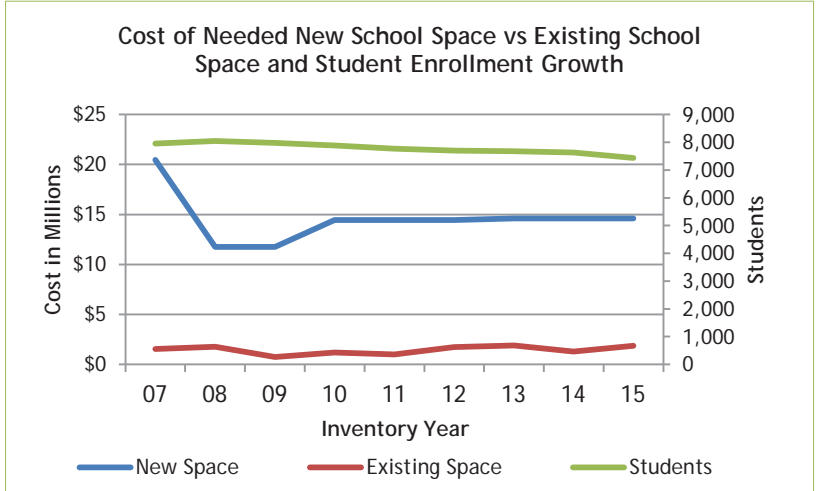
### TOP 3



■ = Local  
■ = Regional (Serves Multiple Counties)

## Estimated Cost of Needed Infrastructure for Macon County Five-year period July 2015 through June 2020

| Project Type                         | Conceptual           | Planning & Design + Construction |
|--------------------------------------|----------------------|----------------------------------|
| Transportation                       | \$ 34,686,000        | \$ 29,914,218                    |
| Water and Wastewater                 | 17,405,000           | 5,000,000                        |
| New Public Schools & Additions       | 14,150,000           | 450,000                          |
| Post-secondary Education             | 3,000,000            | -                                |
| Industrial Sites and Parks           | -                    | 2,000,000                        |
| School Renovations                   | -                    | 1,859,500                        |
| School-System-wide                   | 500,000              | -                                |
| Public Health Facilities             | 300,000              | -                                |
| Recreation                           | 60,000               | -                                |
| Business District Development        | -                    | -                                |
| Community Development                | -                    | -                                |
| Fire Protection                      | -                    | -                                |
| Housing                              | -                    | -                                |
| Law Enforcement                      | -                    | -                                |
| Libraries, Museums, & Historic Sites | -                    | -                                |
| Other Education                      | -                    | -                                |
| Other Facilities                     | -                    | -                                |
| Other Utilities                      | -                    | -                                |
| Public Buildings                     | -                    | -                                |
| Solid Waste                          | -                    | -                                |
| Storm Water                          | -                    | -                                |
| <b>Total</b>                         | <b>\$ 70,101,000</b> | <b>\$ 39,223,718</b>             |



\*Total Estimated Cost = Conceptual + Planning & Design + Construction

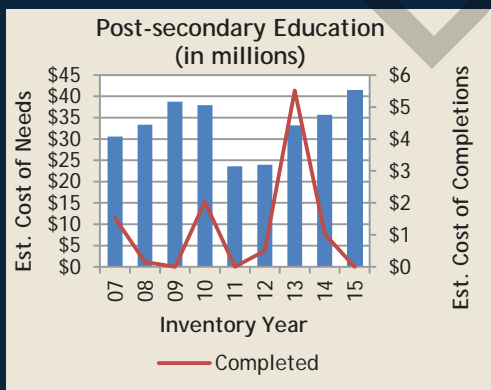
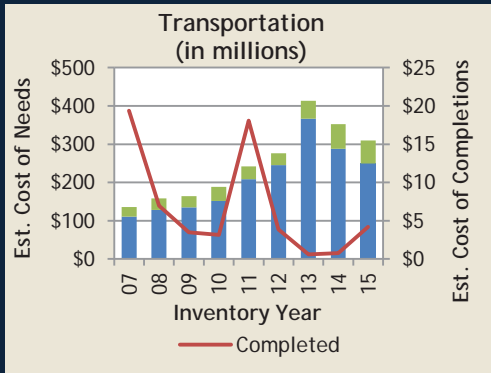


## Madison County

Total Estimated Cost\* for Infrastructure Improvements

\$548,590,480

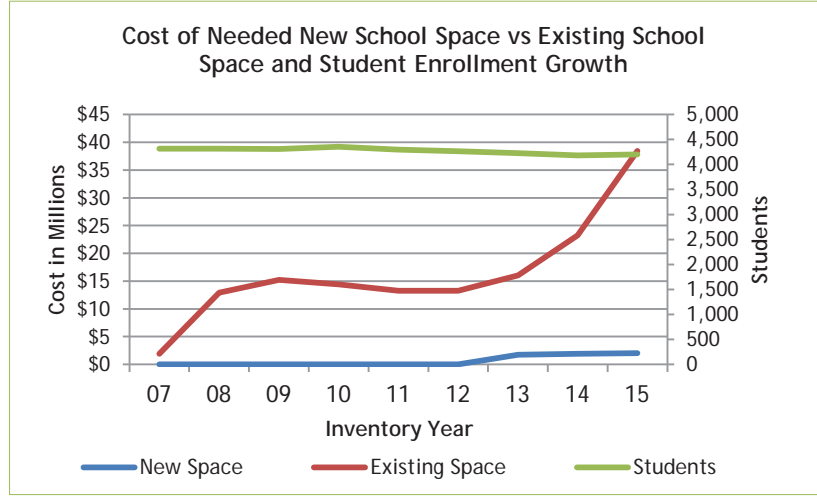
### TOP 3



■ = Local  
■ = Regional (Serves Multiple Counties)

### Estimated Cost of Needed Infrastructure for Madison County Five-year period July 2015 through June 2020

| Project Type                         | Conceptual            | Planning & Design + Construction |
|--------------------------------------|-----------------------|----------------------------------|
| Transportation                       | \$ 138,785,000        | \$ 170,787,739                   |
| Water and Wastewater                 | 46,446,488            | 27,218,800                       |
| Post-secondary Education             | 6,310,000             | 35,222,391                       |
| School Renovations                   | 32,405,562            | 6,029,500                        |
| Public Health Facilities             | 34,330,000            | 260,000                          |
| Law Enforcement                      | 34,210,000            | -                                |
| Other Facilities                     | 7,900,000             | -                                |
| Public Buildings                     | 3,710,000             | 470,000                          |
| New Public Schools & Additions       | 1,935,000             | 75,000                           |
| Industrial Sites and Parks           | -                     | 1,000,000                        |
| Other Education                      | 910,000               | -                                |
| Recreation                           | 585,000               | -                                |
| Business District Development        | -                     | -                                |
| Community Development                | -                     | -                                |
| Fire Protection                      | -                     | -                                |
| Housing                              | -                     | -                                |
| Libraries, Museums, & Historic Sites | -                     | -                                |
| Other Utilities                      | -                     | -                                |
| School-System-wide                   | -                     | -                                |
| Solid Waste                          | -                     | -                                |
| Storm Water                          | -                     | -                                |
| <b>Total</b>                         | <b>\$ 307,527,050</b> | <b>\$ 241,063,430</b>            |

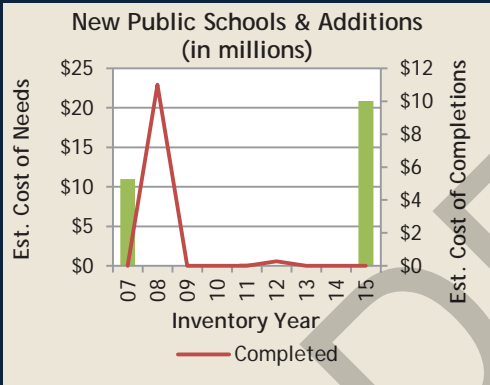
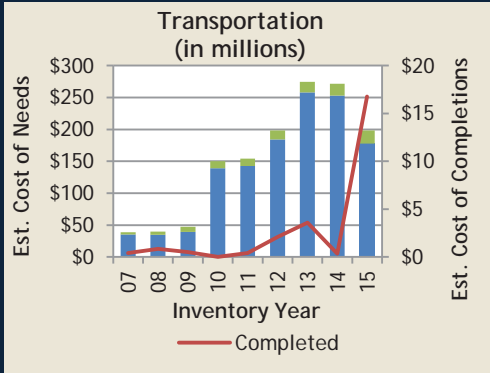


\*Total Estimated Cost = Conceptual + Planning & Design + Construction

## Marion County

Total Estimated Cost\* for Infrastructure Improvements  
**\$257,124,370**

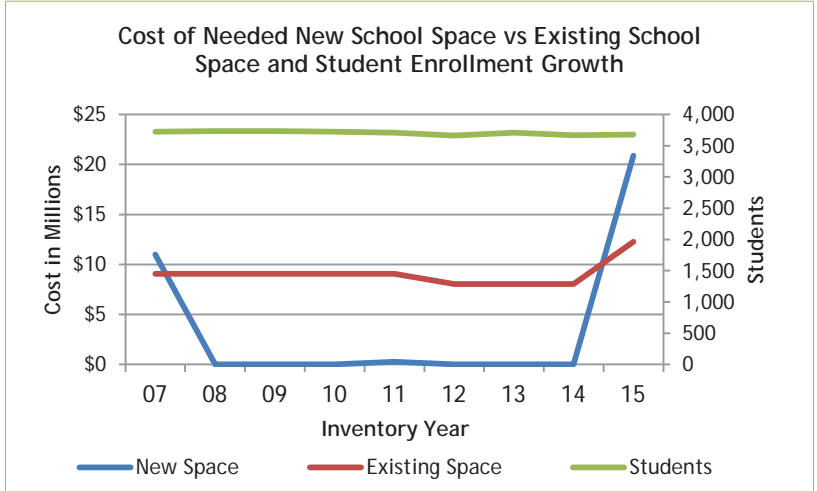
# TOP 3



■ = Local  
■ = Regional (Serves Multiple Counties)

## Estimated Cost of Needed Infrastructure for Marion County Five-year period July 2015 through June 2020

| Project Type                         | Conceptual            | Planning & Design + Construction |
|--------------------------------------|-----------------------|----------------------------------|
| Transportation                       | \$ 140,848,950        | \$ 57,577,881                    |
| New Public Schools & Additions       | 20,871,570            | -                                |
| Water and Wastewater                 | 14,210,539            | 530,000                          |
| School Renovations                   | 10,158,225            | 2,105,000                        |
| Post-secondary Education             | 2,592,000             | -                                |
| Industrial Sites and Parks           | 2,150,000             | -                                |
| Recreation                           | 1,900,000             | 243,205                          |
| Housing                              | -                     | 1,285,000                        |
| Libraries, Museums, & Historic Sites | 752,000               | -                                |
| Storm Water                          | -                     | 750,000                          |
| Business District Development        | 500,000               | 150,000                          |
| Public Buildings                     | -                     | 500,000                          |
| Community Development                | -                     | -                                |
| Fire Protection                      | -                     | -                                |
| Law Enforcement                      | -                     | -                                |
| Other Education                      | -                     | -                                |
| Other Facilities                     | -                     | -                                |
| Other Utilities                      | -                     | -                                |
| Public Health Facilities             | -                     | -                                |
| School-System-wide                   | -                     | -                                |
| Solid Waste                          | -                     | -                                |
| <b>Total</b>                         | <b>\$ 193,983,284</b> | <b>\$ 63,141,086</b>             |



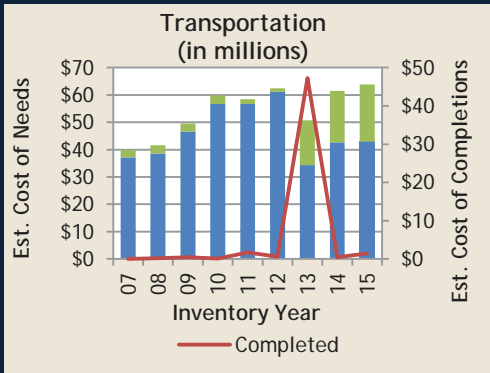
\*Total Estimated Cost = Conceptual + Planning & Design + Construction

## Marshall County

Total Estimated Cost\* for Infrastructure Improvements

**\$83,366,711**

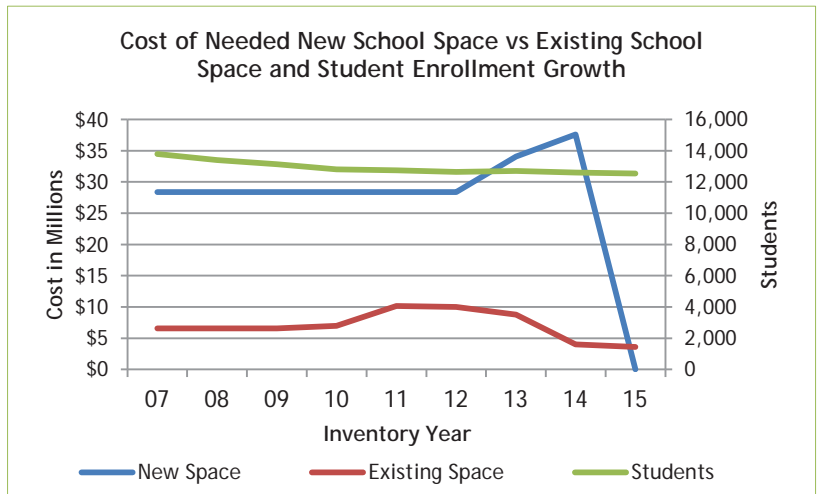
**TOP 3**



■ = Local  
■ = Regional (Serves Multiple Counties)

### Estimated Cost of Needed Infrastructure for Marshall County Five-year period July 2015 through June 2020

| Project Type                         | Conceptual           | Planning & Design + Construction |
|--------------------------------------|----------------------|----------------------------------|
| Transportation                       | \$ 39,589,000        | \$ 24,309,505                    |
| Industrial Sites and Parks           | -                    | 5,000,000                        |
| Water and Wastewater                 | 2,925,000            | 1,302,410                        |
| Recreation                           | 3,590,000            | 500,000                          |
| School Renovations                   | 200,000              | 3,380,796                        |
| Fire Protection                      | 1,200,000            | -                                |
| Community Development                | 970,000              | -                                |
| Public Health Facilities             | 300,000              | -                                |
| Storm Water                          | -                    | 100,000                          |
| Business District Development        | -                    | -                                |
| Housing                              | -                    | -                                |
| Law Enforcement                      | -                    | -                                |
| Libraries, Museums, & Historic Sites | -                    | -                                |
| New Public Schools & Additions       | -                    | -                                |
| Other Education                      | -                    | -                                |
| Other Facilities                     | -                    | -                                |
| Other Utilities                      | -                    | -                                |
| Post-secondary Education             | -                    | -                                |
| Public Buildings                     | -                    | -                                |
| School-System-wide                   | -                    | -                                |
| Solid Waste                          | -                    | -                                |
| <b>Total</b>                         | <b>\$ 48,774,000</b> | <b>\$ 34,592,711</b>             |



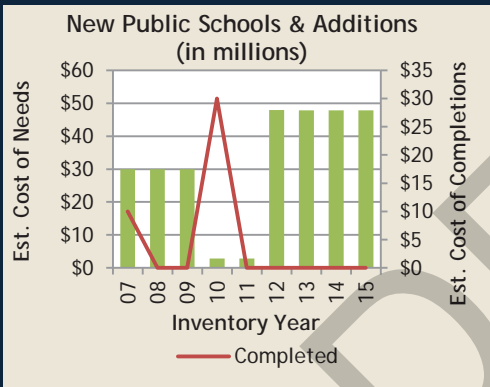
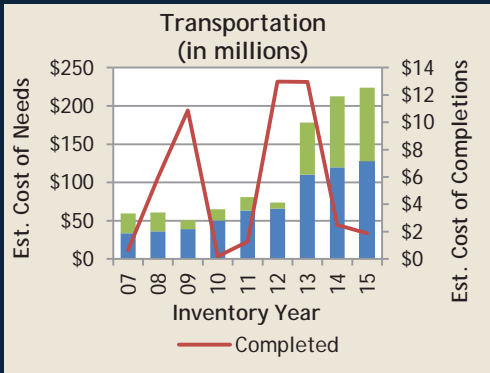
\*Total Estimated Cost = Conceptual + Planning & Design + Construction

## Maury County

Total Estimated Cost\* for Infrastructure Improvements

**\$327,810,006**

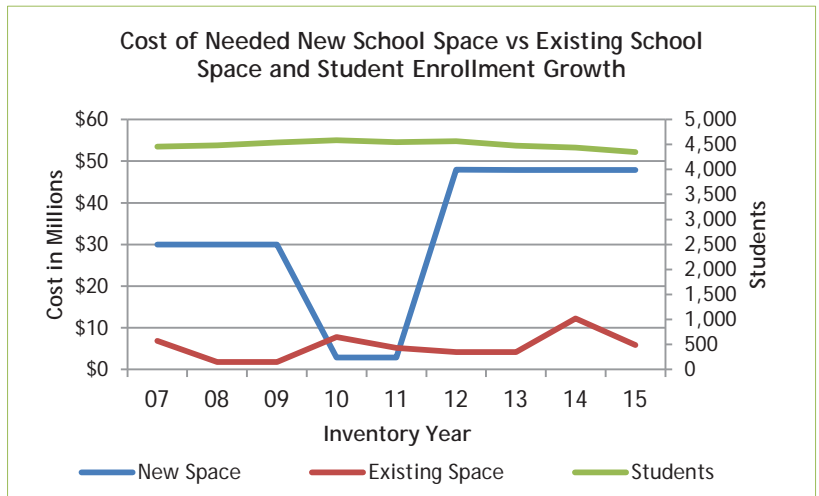
## TOP 3



■ = Local  
■ = Regional (Serves Multiple Counties)

### Estimated Cost of Needed Infrastructure for Maury County Five-year period July 2015 through June 2020

| Project Type                         | Conceptual            | Planning & Design + Construction |
|--------------------------------------|-----------------------|----------------------------------|
| Transportation                       | \$ 130,796,000        | \$ 92,844,323                    |
| New Public Schools & Additions       | 1,387,500             | 46,486,000                       |
| Law Enforcement                      | 1,420,000             | 18,000,000                       |
| Public Health Facilities             | 12,421,700            | -                                |
| Post-secondary Education             | 4,690,000             | 6,001,483                        |
| School Renovations                   | 2,360,000             | 3,503,000                        |
| Water and Wastewater                 | -                     | 3,600,000                        |
| Fire Protection                      | -                     | 2,025,000                        |
| Industrial Sites and Parks           | -                     | 1,200,000                        |
| Recreation                           | 515,000               | -                                |
| Storm Water                          | -                     | 360,000                          |
| Libraries, Museums, & Historic Sites | -                     | 200,000                          |
| Business District Development        | -                     | -                                |
| Community Development                | -                     | -                                |
| Housing                              | -                     | -                                |
| Other Education                      | -                     | -                                |
| Other Facilities                     | -                     | -                                |
| Other Utilities                      | -                     | -                                |
| Public Buildings                     | -                     | -                                |
| School-System-wide                   | -                     | -                                |
| Solid Waste                          | -                     | -                                |
| <b>Total</b>                         | <b>\$ 153,590,200</b> | <b>\$ 174,219,806</b>            |



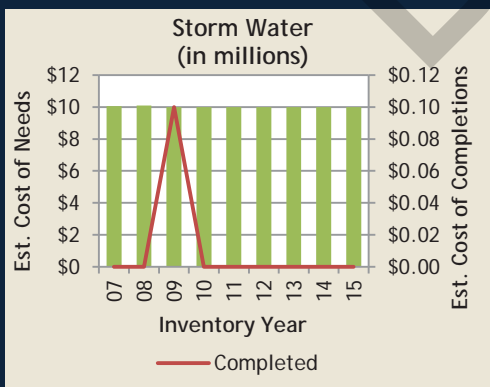
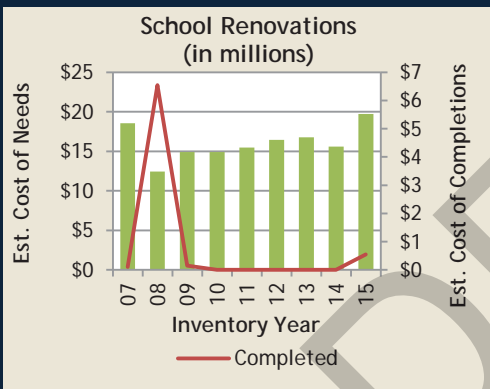
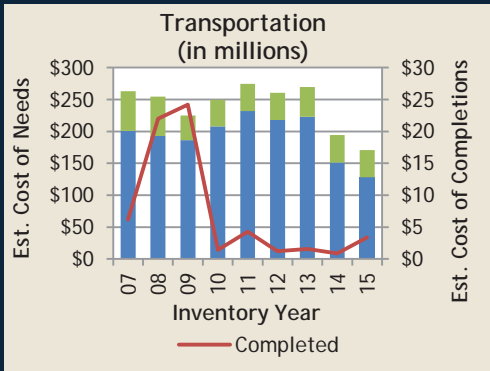
\*Total Estimated Cost = Conceptual + Planning & Design + Construction

## McMinn County

Total Estimated Cost\* for Infrastructure Improvements

**\$247,444,266**

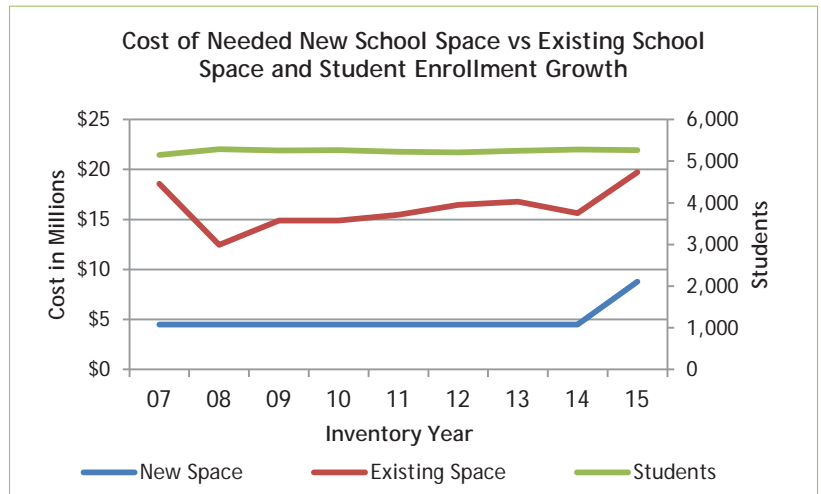
### TOP 3



■ = Local  
■ = Regional (Serves Multiple Counties)

### Estimated Cost of Needed Infrastructure for McMinn County Five-year period July 2015 through June 2020

| Project Type                         | Conceptual            | Planning & Design + Construction |
|--------------------------------------|-----------------------|----------------------------------|
| Transportation                       | \$ 88,184,000         | \$ 82,586,185                    |
| School Renovations                   | 14,125,000            | 5,587,000                        |
| Storm Water                          | 10,000,000            | -                                |
| New Public Schools & Additions       | 3,280,000             | 5,500,000                        |
| Recreation                           | 6,405,950             | 2,215,000                        |
| Other Utilities                      | 8,350,000             | -                                |
| Business District Development        | 6,600,000             | 650,000                          |
| Water and Wastewater                 | 3,574,000             | 1,416,700                        |
| Community Development                | 4,693,340             | 81,091                           |
| Fire Protection                      | 4,000,000             | -                                |
| Libraries, Museums, & Historic Sites | -                     | 196,000                          |
| Housing                              | -                     | -                                |
| Industrial Sites and Parks           | -                     | -                                |
| Law Enforcement                      | -                     | -                                |
| Other Education                      | -                     | -                                |
| Other Facilities                     | -                     | -                                |
| Post-secondary Education             | -                     | -                                |
| Public Buildings                     | -                     | -                                |
| Public Health Facilities             | -                     | -                                |
| School-System-wide                   | -                     | -                                |
| Solid Waste                          | -                     | -                                |
| <b>Total</b>                         | <b>\$ 149,212,290</b> | <b>\$ 98,231,976</b>             |



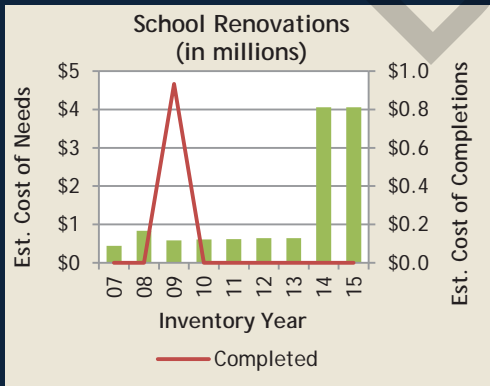
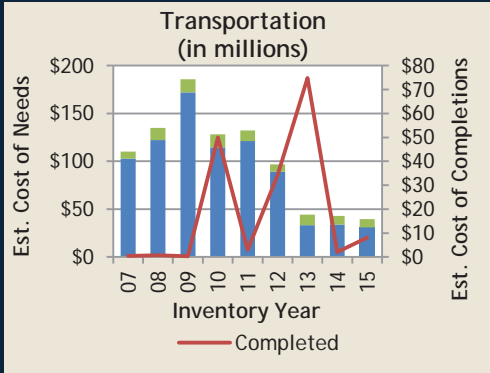
\*Total Estimated Cost = Conceptual + Planning & Design + Construction

## McNairy County

Total Estimated Cost\* for Infrastructure Improvements

**\$70,481,533**

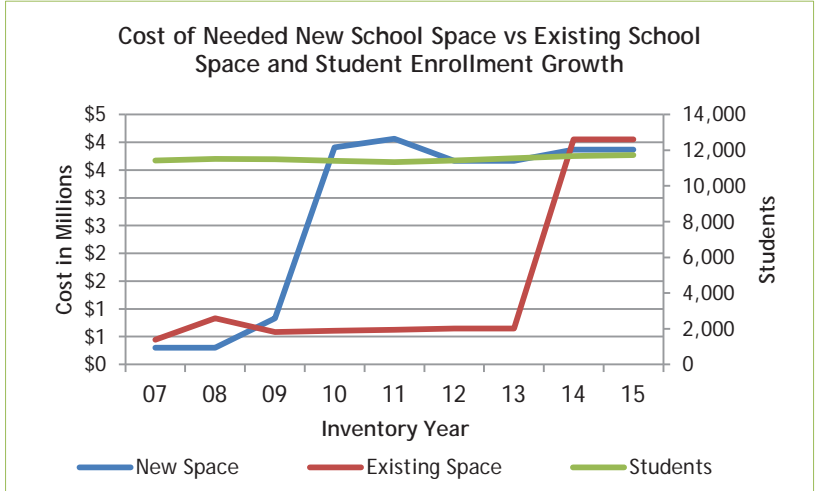
**TOP 3**



■ = Local  
■ = Regional (Serves Multiple Counties)

## Estimated Cost of Needed Infrastructure for McNairy County Five-year period July 2015 through June 2020

| Project Type                         | Conceptual           | Planning & Design + Construction |
|--------------------------------------|----------------------|----------------------------------|
| Transportation                       | \$ 36,613,000        | \$ 2,864,633                     |
| Water and Wastewater                 | 10,120,000           | 8,200,000                        |
| School Renovations                   | 3,702,900            | 351,000                          |
| New Public Schools & Additions       | 3,865,000            | -                                |
| Other Utilities                      | 1,500,000            | -                                |
| Recreation                           | 1,330,000            | -                                |
| Storm Water                          | 800,000              | -                                |
| Law Enforcement                      | -                    | 780,000                          |
| Libraries, Museums, & Historic Sites | 200,000              | -                                |
| Fire Protection                      | 80,000               | 75,000                           |
| Business District Development        | -                    | -                                |
| Community Development                | -                    | -                                |
| Housing                              | -                    | -                                |
| Industrial Sites and Parks           | -                    | -                                |
| Other Education                      | -                    | -                                |
| Other Facilities                     | -                    | -                                |
| Post-secondary Education             | -                    | -                                |
| Public Buildings                     | -                    | -                                |
| Public Health Facilities             | -                    | -                                |
| School-System-wide                   | -                    | -                                |
| Solid Waste                          | -                    | -                                |
| <b>Total</b>                         | <b>\$ 58,210,900</b> | <b>\$ 12,270,633</b>             |



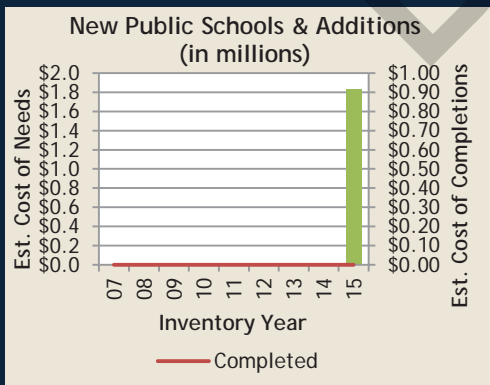
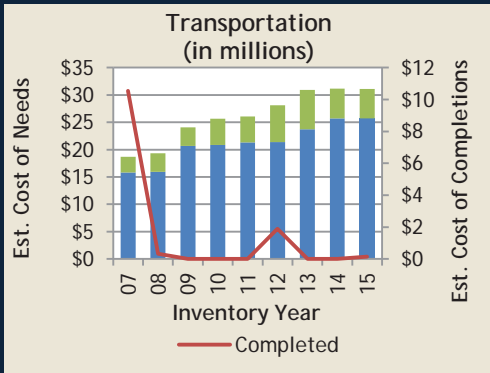
\*Total Estimated Cost = Conceptual + Planning & Design + Construction

## Meigs County

Total Estimated Cost\* for Infrastructure Improvements

\$43,542,150

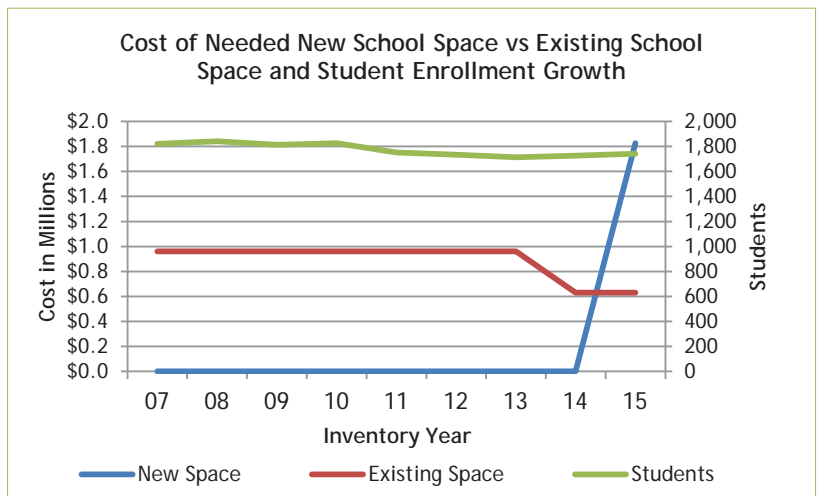
## TOP 3



■ = Local  
■ = Regional (Serves Multiple Counties)

### Estimated Cost of Needed Infrastructure for Meigs County Five-year period July 2015 through June 2020

| Project Type                         | Conceptual           | Planning & Design + Construction |
|--------------------------------------|----------------------|----------------------------------|
| Transportation                       | \$ 10,729,000        | \$ 20,393,724                    |
| Water and Wastewater                 | 3,650,000            | 4,985,000                        |
| New Public Schools & Additions       | 1,113,000            | 714,500                          |
| School Renovations                   | 580,000              | 50,000                           |
| Other Facilities                     | 550,000              | -                                |
| Recreation                           | -                    | 326,926                          |
| Other Utilities                      | 250,000              | -                                |
| School-System-wide                   | 150,000              | -                                |
| Fire Protection                      | 50,000               | -                                |
| Business District Development        | -                    | -                                |
| Community Development                | -                    | -                                |
| Housing                              | -                    | -                                |
| Industrial Sites and Parks           | -                    | -                                |
| Law Enforcement                      | -                    | -                                |
| Libraries, Museums, & Historic Sites | -                    | -                                |
| Other Education                      | -                    | -                                |
| Post-secondary Education             | -                    | -                                |
| Public Buildings                     | -                    | -                                |
| Public Health Facilities             | -                    | -                                |
| Solid Waste                          | -                    | -                                |
| Storm Water                          | -                    | -                                |
| <b>Total</b>                         | <b>\$ 17,072,000</b> | <b>\$ 26,470,150</b>             |



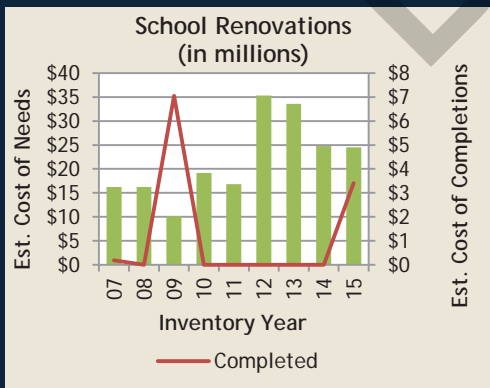
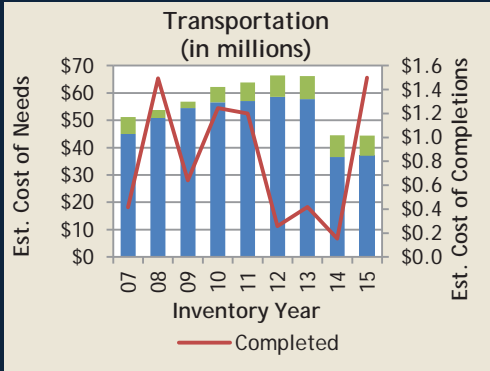
\*Total Estimated Cost = Conceptual + Planning & Design + Construction

## Monroe County

Total Estimated Cost\* for Infrastructure Improvements

**\$136,407,497**

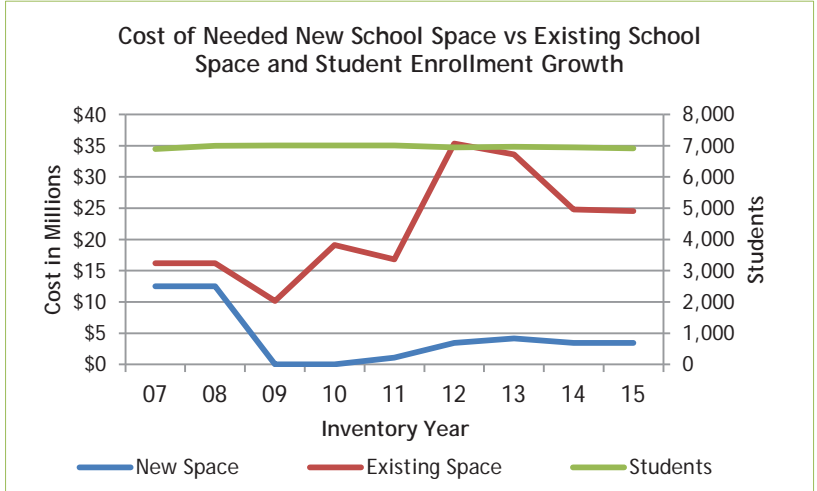
## TOP 3



■ = Local  
■ = Regional (Serves Multiple Counties)

### Estimated Cost of Needed Infrastructure for Monroe County Five-year period July 2015 through June 2020

| Project Type                         | Conceptual           | Planning & Design + Construction |
|--------------------------------------|----------------------|----------------------------------|
| Transportation                       | \$ 14,422,680        | \$ 29,925,523                    |
| Law Enforcement                      | 30,650,000           | -                                |
| School Renovations                   | 24,125,853           | 399,000                          |
| Water and Wastewater                 | 21,742,530           | 2,205,000                        |
| Recreation                           | 1,500,000            | 2,015,000                        |
| New Public Schools & Additions       | 3,467,000            | -                                |
| Libraries, Museums, & Historic Sites | 2,500,000            | 472,000                          |
| Industrial Sites and Parks           | -                    | 1,000,000                        |
| Fire Protection                      | 500,000              | 350,000                          |
| Storm Water                          | -                    | 632,911                          |
| Public Buildings                     | -                    | 500,000                          |
| Business District Development        | -                    | -                                |
| Community Development                | -                    | -                                |
| Housing                              | -                    | -                                |
| Other Education                      | -                    | -                                |
| Other Facilities                     | -                    | -                                |
| Other Utilities                      | -                    | -                                |
| Post-secondary Education             | -                    | -                                |
| Public Health Facilities             | -                    | -                                |
| School-System-wide                   | -                    | -                                |
| Solid Waste                          | -                    | -                                |
| <b>Total</b>                         | <b>\$ 98,908,063</b> | <b>\$ 37,499,434</b>             |



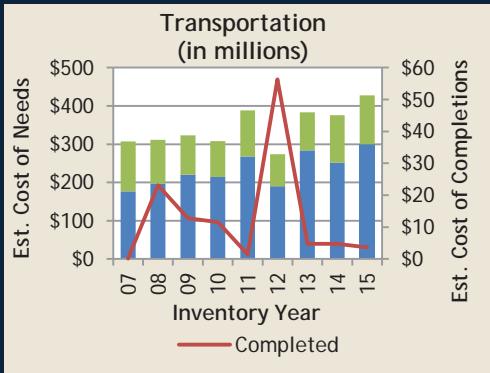
\*Total Estimated Cost = Conceptual + Planning & Design + Construction



## Montgomery County

Total Estimated Cost\* for Infrastructure Improvements  
\$1,160,862,834

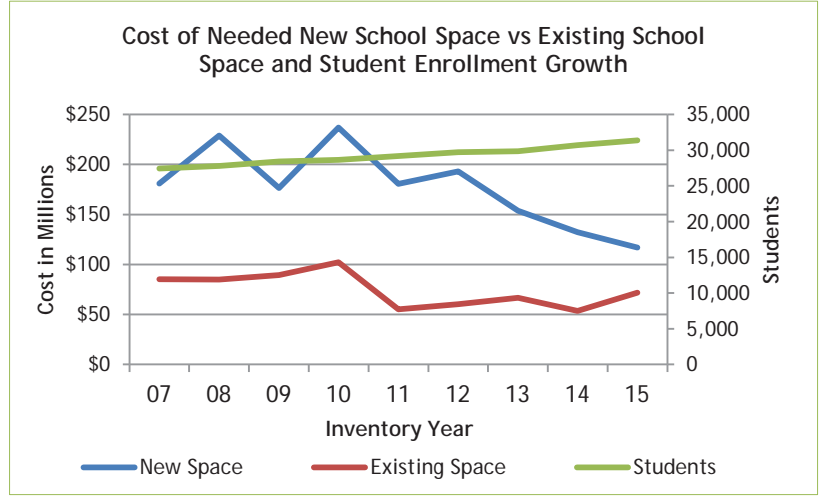
# TOP 3



■ = Local  
■ = Regional (Serves Multiple Counties)

### Estimated Cost of Needed Infrastructure for Montgomery County Five-year period July 2015 through June 2020

| Project Type                         | Conceptual            | Planning & Design + Construction |
|--------------------------------------|-----------------------|----------------------------------|
| Transportation                       | \$ 125,694,000        | \$ 301,939,033                   |
| Recreation                           | 45,553,000            | 157,768,695                      |
| Water and Wastewater                 | 9,547,000             | 139,672,750                      |
| New Public Schools & Additions       | 113,772,362           | 3,000,000                        |
| School Renovations                   | 65,904,314            | 5,764,187                        |
| Post-secondary Education             | 13,890,000            | 50,153,139                       |
| Other Utilities                      | -                     | 33,000,000                       |
| Community Development                | 4,072,982             | 27,798,825                       |
| Public Buildings                     | 7,675,000             | 7,675,000                        |
| Fire Protection                      | 3,300,000             | 8,400,000                        |
| Libraries, Museums, & Historic Sites | 10,815,000            | -                                |
| Law Enforcement                      | 6,567,500             | 2,513,212                        |
| Public Health Facilities             | 4,659,000             | 3,787,835                        |
| Industrial Sites and Parks           | 2,345,000             | 4,000,000                        |
| Other Facilities                     | 600,000               | 995,000                          |
| Business District Development        | -                     | -                                |
| Housing                              | -                     | -                                |
| Other Education                      | -                     | -                                |
| School-System-wide                   | -                     | -                                |
| Solid Waste                          | -                     | -                                |
| Storm Water                          | -                     | -                                |
| <b>Total</b>                         | <b>\$ 414,395,158</b> | <b>\$ 746,467,676</b>            |



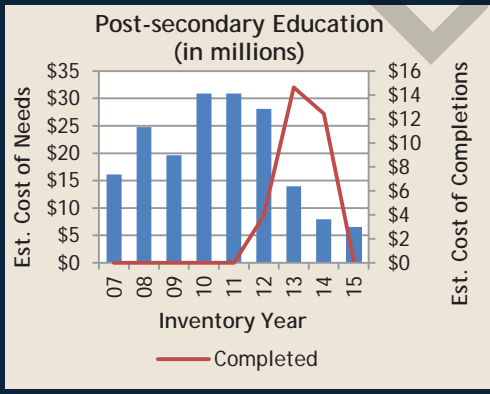
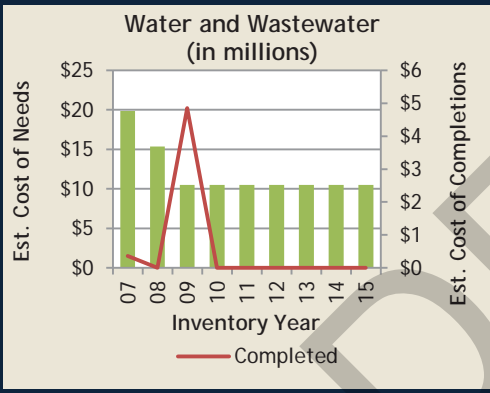
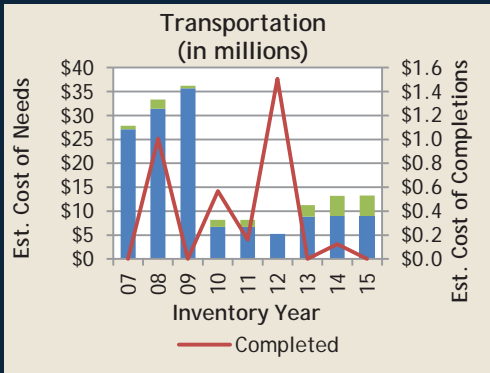
\*Total Estimated Cost = Conceptual + Planning & Design + Construction

## Moore County

Total Estimated Cost\* for Infrastructure Improvements

\$38,271,141

# TOP 3

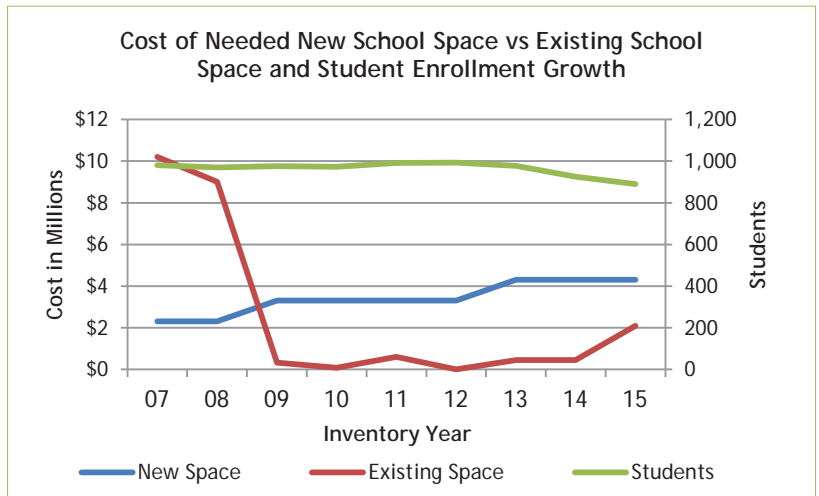


■ = Local  
■ = Regional (Serves Multiple Counties)

## Estimated Cost of Needed Infrastructure for Moore County

Five-year period July 2015 through June 2020

| Project Type                         | Conceptual           | Planning & Design + Construction |
|--------------------------------------|----------------------|----------------------------------|
| Transportation                       | \$ 7,374,000         | \$ 5,898,610                     |
| Water and Wastewater                 | -                    | 10,500,000                       |
| Post-secondary Education             | 1,120,000            | 5,418,531                        |
| New Public Schools & Additions       | 4,310,000            | -                                |
| School Renovations                   | 1,900,000            | 200,000                          |
| Law Enforcement                      | -                    | 800,000                          |
| Public Buildings                     | 750,000              | -                                |
| Business District Development        | -                    | -                                |
| Community Development                | -                    | -                                |
| Fire Protection                      | -                    | -                                |
| Housing                              | -                    | -                                |
| Industrial Sites and Parks           | -                    | -                                |
| Libraries, Museums, & Historic Sites | -                    | -                                |
| Other Education                      | -                    | -                                |
| Other Facilities                     | -                    | -                                |
| Other Utilities                      | -                    | -                                |
| Public Health Facilities             | -                    | -                                |
| Recreation                           | -                    | -                                |
| School-System-wide                   | -                    | -                                |
| Solid Waste                          | -                    | -                                |
| Storm Water                          | -                    | -                                |
| <b>Total</b>                         | <b>\$ 15,454,000</b> | <b>\$ 22,817,141</b>             |



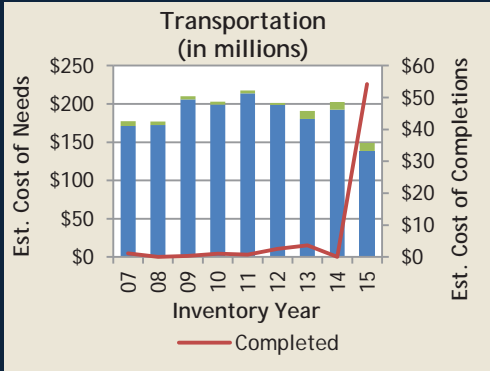
\*Total Estimated Cost = Conceptual + Planning & Design + Construction

## Morgan County

Total Estimated Cost\* for Infrastructure Improvements

\$171,438,722

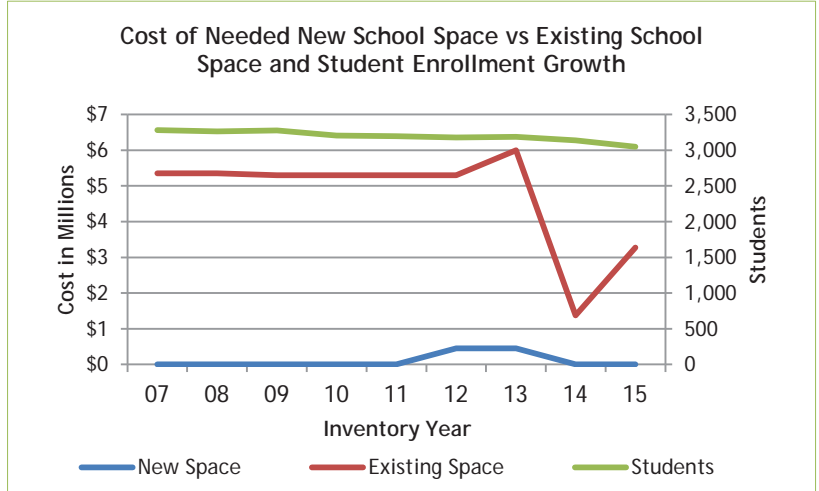
# TOP 3



■ = Local  
■ = Regional (Serves Multiple Counties)

### Estimated Cost of Needed Infrastructure for Morgan County Five-year period July 2015 through June 2020

| Project Type                         | Conceptual           | Planning & Design + Construction |
|--------------------------------------|----------------------|----------------------------------|
| Transportation                       | \$ 21,346,950        | \$ 127,729,142                   |
| Industrial Sites and Parks           | -                    | 9,000,000                        |
| Law Enforcement                      | -                    | 5,310,000                        |
| School Renovations                   | 56,250               | 3,221,500                        |
| Water and Wastewater                 | 285,880              | 2,025,000                        |
| Recreation                           | 1,464,000            | -                                |
| Storm Water                          | 1,000,000            | -                                |
| Business District Development        | -                    | -                                |
| Community Development                | -                    | -                                |
| Fire Protection                      | -                    | -                                |
| Housing                              | -                    | -                                |
| Libraries, Museums, & Historic Sites | -                    | -                                |
| New Public Schools & Additions       | -                    | -                                |
| Other Education                      | -                    | -                                |
| Other Facilities                     | -                    | -                                |
| Other Utilities                      | -                    | -                                |
| Post-secondary Education             | -                    | -                                |
| Public Buildings                     | -                    | -                                |
| Public Health Facilities             | -                    | -                                |
| School-System-wide                   | -                    | -                                |
| Solid Waste                          | -                    | -                                |
| <b>Total</b>                         | <b>\$ 24,153,080</b> | <b>\$ 147,285,642</b>            |

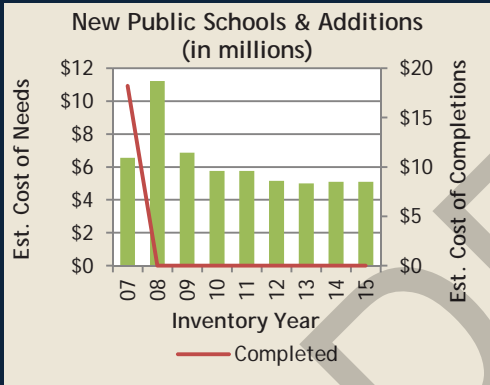
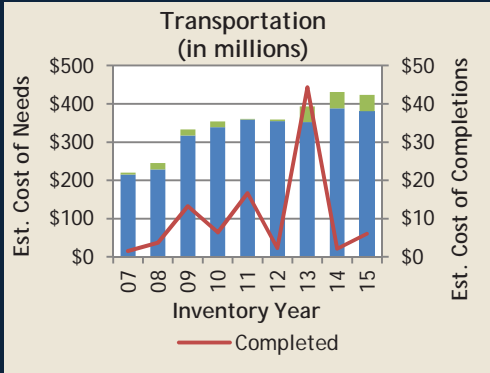


\*Total Estimated Cost = Conceptual + Planning & Design + Construction

## Obion County

Total Estimated Cost\* for Infrastructure Improvements  
\$438,277,413

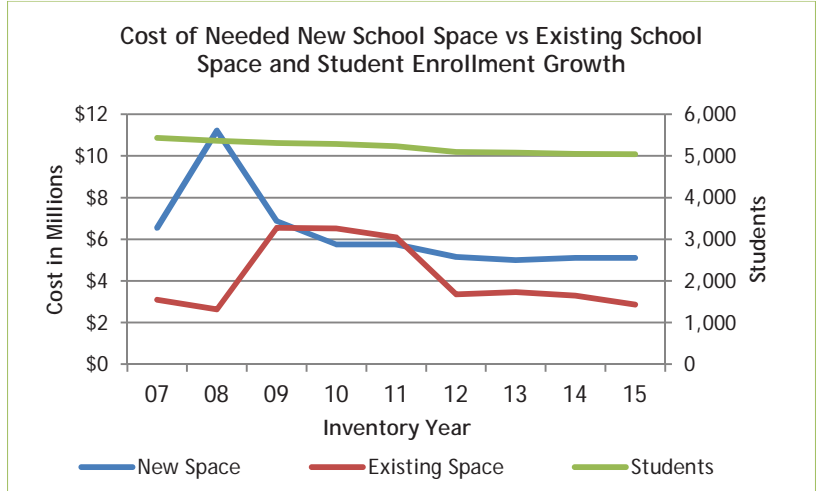
### TOP 3



■ = Local  
■ = Regional (Serves Multiple Counties)

### Estimated Cost of Needed Infrastructure for Obion County Five-year period July 2015 through June 2020

| Project Type                         | Conceptual           | Planning & Design + Construction |
|--------------------------------------|----------------------|----------------------------------|
| Transportation                       | \$ 75,543,819        | \$ 347,700,314                   |
| New Public Schools & Additions       | 4,999,000            | 100,000                          |
| Water and Wastewater                 | 1,272,600            | 1,839,384                        |
| School Renovations                   | 2,461,208            | 406,000                          |
| Recreation                           | 1,050,000            | 203,088                          |
| Law Enforcement                      | 1,200,000            | -                                |
| Industrial Sites and Parks           | 500,000              | -                                |
| Fire Protection                      | 60,000               | 350,000                          |
| Public Buildings                     | 200,000              | -                                |
| Storm Water                          | 200,000              | -                                |
| School-System-wide                   | 192,000              | -                                |
| Business District Development        | -                    | -                                |
| Community Development                | -                    | -                                |
| Housing                              | -                    | -                                |
| Libraries, Museums, & Historic Sites | -                    | -                                |
| Other Education                      | -                    | -                                |
| Other Facilities                     | -                    | -                                |
| Other Utilities                      | -                    | -                                |
| Post-secondary Education             | -                    | -                                |
| Public Health Facilities             | -                    | -                                |
| Solid Waste                          | -                    | -                                |
| <b>Total</b>                         | <b>\$ 87,678,627</b> | <b>\$ 350,598,786</b>            |



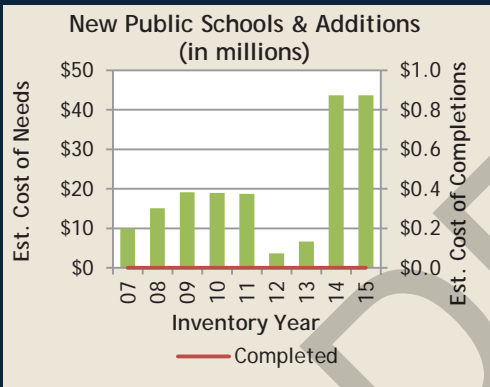
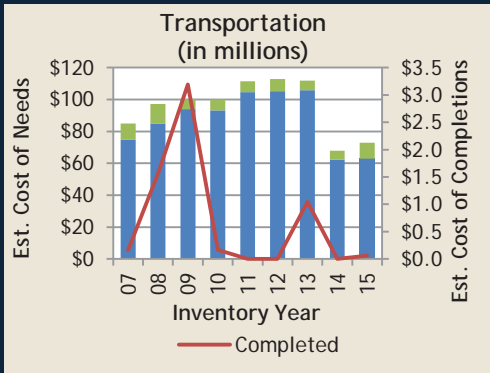
\*Total Estimated Cost = Conceptual + Planning & Design + Construction

## Overton County

Total Estimated Cost\* for Infrastructure Improvements

\$148,741,617

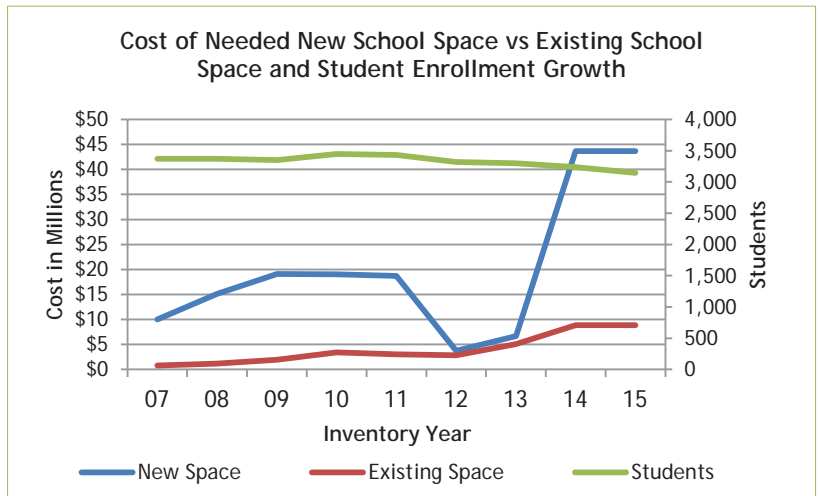
# TOP 3



■ = Local  
■ = Regional (Serves Multiple Counties)

### Estimated Cost of Needed Infrastructure for Overton County Five-year period July 2015 through June 2020

| Project Type                         | Conceptual           | Planning & Design + Construction |
|--------------------------------------|----------------------|----------------------------------|
| Transportation                       | \$ 10,859,000        | \$ 62,002,617                    |
| New Public Schools & Additions       | 40,000,000           | 3,700,000                        |
| Water and Wastewater                 | 14,500,000           | 1,450,000                        |
| School Renovations                   | 7,145,000            | 1,715,000                        |
| Public Buildings                     | 5,000,000            | -                                |
| Recreation                           | 1,500,000            | 670,000                          |
| Law Enforcement                      | 200,000              | -                                |
| Business District Development        | -                    | -                                |
| Community Development                | -                    | -                                |
| Fire Protection                      | -                    | -                                |
| Housing                              | -                    | -                                |
| Industrial Sites and Parks           | -                    | -                                |
| Libraries, Museums, & Historic Sites | -                    | -                                |
| Other Education                      | -                    | -                                |
| Other Facilities                     | -                    | -                                |
| Other Utilities                      | -                    | -                                |
| Post-secondary Education             | -                    | -                                |
| Public Health Facilities             | -                    | -                                |
| School-System-wide                   | -                    | -                                |
| Solid Waste                          | -                    | -                                |
| Storm Water                          | -                    | -                                |
| <b>Total</b>                         | <b>\$ 79,204,000</b> | <b>\$ 69,537,617</b>             |



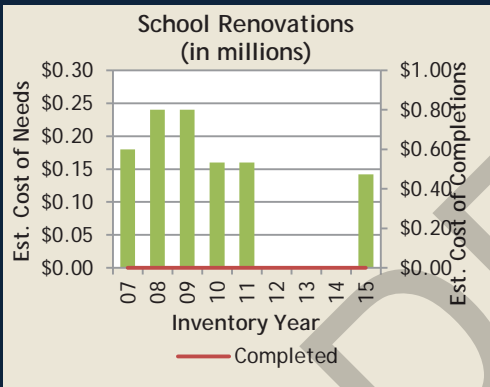
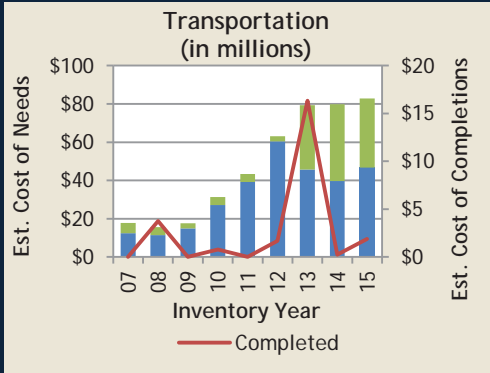
\*Total Estimated Cost = Conceptual + Planning & Design + Construction

## Perry County

Total Estimated Cost\* for Infrastructure Improvements

\$83,115,824

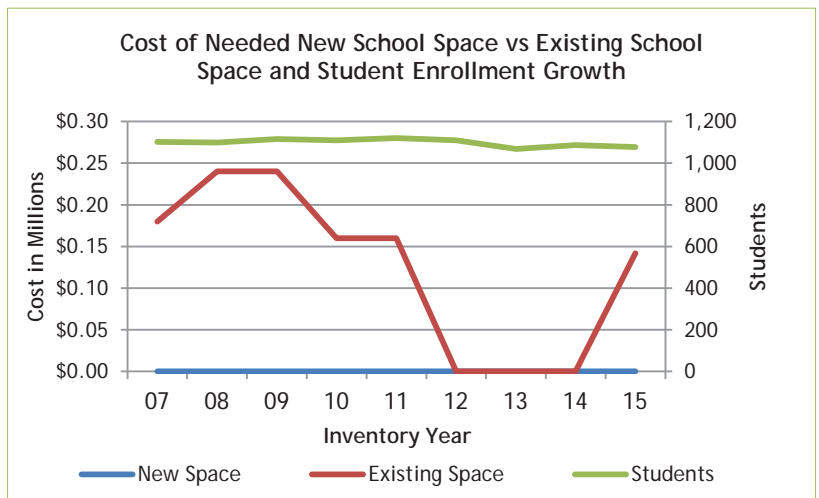
# TOP 3



■ = Local  
■ = Regional (Serves Multiple Counties)

### Estimated Cost of Needed Infrastructure for Perry County Five-year period July 2015 through June 2020

| Project Type                         | Conceptual           | Planning & Design + Construction |
|--------------------------------------|----------------------|----------------------------------|
| Transportation                       | \$ 37,090,000        | \$ 45,773,824                    |
| School Renovations                   | -                    | 142,000                          |
| Recreation                           | 110,000              | -                                |
| Business District Development        | -                    | -                                |
| Community Development                | -                    | -                                |
| Fire Protection                      | -                    | -                                |
| Housing                              | -                    | -                                |
| Industrial Sites and Parks           | -                    | -                                |
| Law Enforcement                      | -                    | -                                |
| Libraries, Museums, & Historic Sites | -                    | -                                |
| New Public Schools & Additions       | -                    | -                                |
| Other Education                      | -                    | -                                |
| Other Facilities                     | -                    | -                                |
| Other Utilities                      | -                    | -                                |
| Post-secondary Education             | -                    | -                                |
| Public Buildings                     | -                    | -                                |
| Public Health Facilities             | -                    | -                                |
| School-System-wide                   | -                    | -                                |
| Solid Waste                          | -                    | -                                |
| Storm Water                          | -                    | -                                |
| Water and Wastewater                 | -                    | -                                |
| <b>Total</b>                         | <b>\$ 37,200,000</b> | <b>\$ 45,915,824</b>             |



\*Total Estimated Cost = Conceptual + Planning & Design + Construction

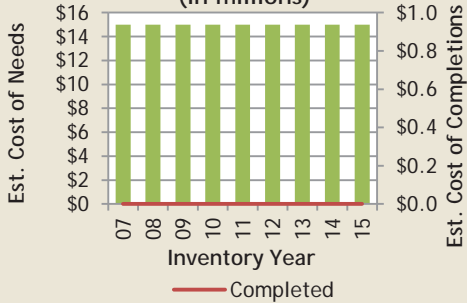
## Pickett County

Total Estimated Cost\* for Infrastructure Improvements

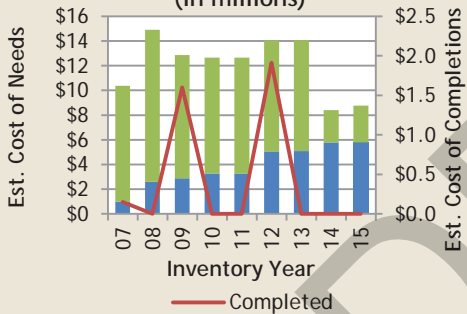
\$37,900,944

# TOP 3

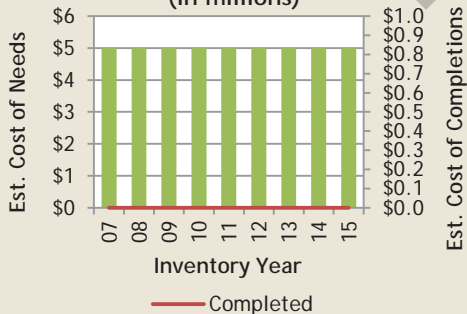
New Public Schools & Additions (in millions)



Transportation (in millions)



Law Enforcement (in millions)

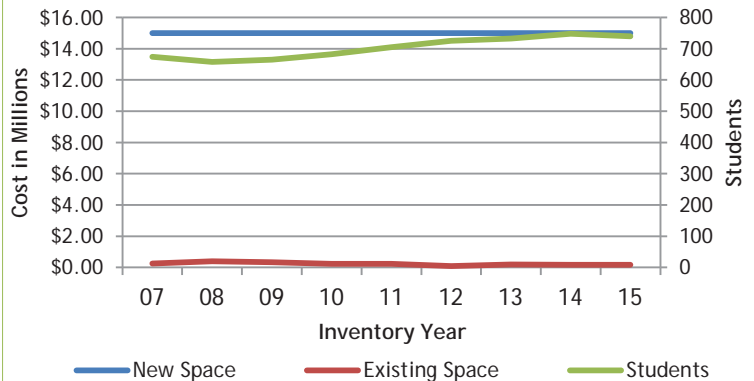


■ = Local  
■ = Regional (Serves Multiple Counties)

### Estimated Cost of Needed Infrastructure for Pickett County Five-year period July 2015 through June 2020

| Project Type                         | Conceptual           | Planning & Design + Construction |
|--------------------------------------|----------------------|----------------------------------|
| New Public Schools & Additions       | \$ 15,000,000        | \$ -                             |
| Transportation                       | 3,081,000            | 5,687,444                        |
| Law Enforcement                      | -                    | 5,000,000                        |
| Libraries, Museums, & Historic Sites | 3,150,000            | -                                |
| Fire Protection                      | -                    | 2,795,000                        |
| Industrial Sites and Parks           | 1,850,000            | -                                |
| Public Buildings                     | 500,000              | -                                |
| Recreation                           | 370,000              | -                                |
| Community Development                | 300,000              | -                                |
| School Renovations                   | 167,500              | -                                |
| Business District Development        | -                    | -                                |
| Housing                              | -                    | -                                |
| Other Education                      | -                    | -                                |
| Other Facilities                     | -                    | -                                |
| Other Utilities                      | -                    | -                                |
| Post-secondary Education             | -                    | -                                |
| Public Health Facilities             | -                    | -                                |
| School-System-wide                   | -                    | -                                |
| Solid Waste                          | -                    | -                                |
| Storm Water                          | -                    | -                                |
| Water and Wastewater                 | -                    | -                                |
| <b>Total</b>                         | <b>\$ 24,418,500</b> | <b>\$ 13,482,444</b>             |

Cost of Needed New School Space vs Existing School Space and Student Enrollment Growth

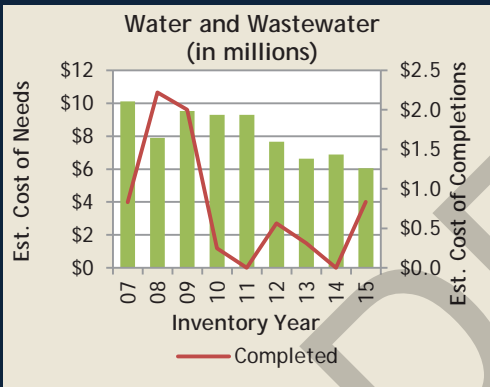
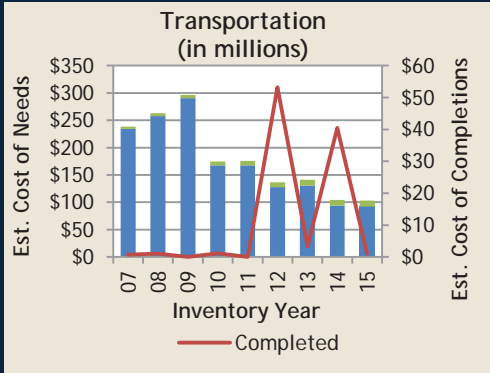


\*Total Estimated Cost = Conceptual + Planning & Design + Construction

## Polk County

Total Estimated Cost\* for Infrastructure Improvements  
**\$113,623,348**

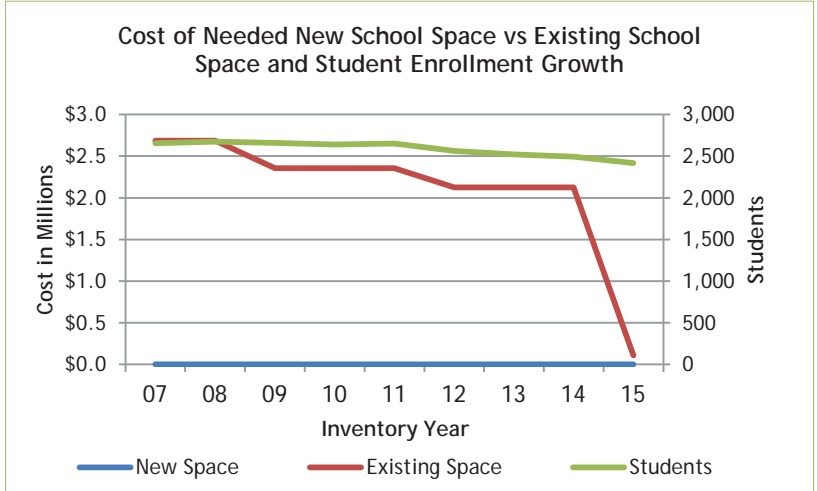
## TOP 3



■ = Local  
■ = Regional (Serves Multiple Counties)

### Estimated Cost of Needed Infrastructure for Polk County Five-year period July 2015 through June 2020

| Project Type                         | Conceptual           | Planning & Design + Construction |
|--------------------------------------|----------------------|----------------------------------|
| Transportation                       | \$ 38,234,000        | \$ 64,936,372                    |
| Water and Wastewater                 | 4,674,250            | 1,377,000                        |
| Recreation                           | 1,650,000            | -                                |
| Libraries, Museums, & Historic Sites | 1,125,000            | -                                |
| Industrial Sites and Parks           | 681,000              | -                                |
| Community Development                | -                    | 435,726                          |
| Public Buildings                     | 250,000              | 100,000                          |
| School Renovations                   | 110,000              | -                                |
| Storm Water                          | -                    | 50,000                           |
| Business District Development        | -                    | -                                |
| Fire Protection                      | -                    | -                                |
| Housing                              | -                    | -                                |
| Law Enforcement                      | -                    | -                                |
| New Public Schools & Additions       | -                    | -                                |
| Other Education                      | -                    | -                                |
| Other Facilities                     | -                    | -                                |
| Other Utilities                      | -                    | -                                |
| Post-secondary Education             | -                    | -                                |
| Public Health Facilities             | -                    | -                                |
| School-System-wide                   | -                    | -                                |
| Solid Waste                          | -                    | -                                |
| <b>Total</b>                         | <b>\$ 46,724,250</b> | <b>\$ 66,899,098</b>             |



\*Total Estimated Cost = Conceptual + Planning & Design + Construction

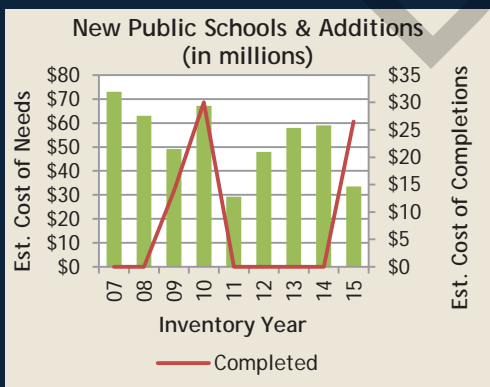
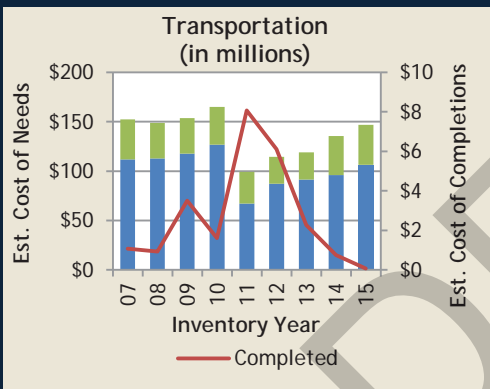
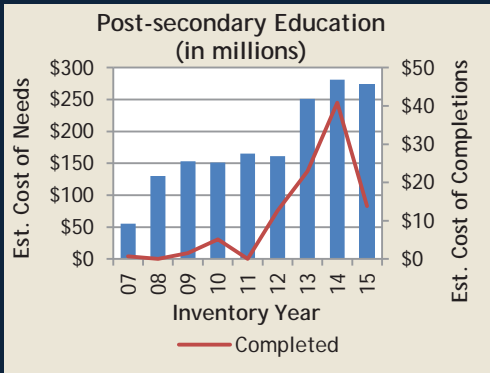


## Putnam County

Total Estimated Cost\* for Infrastructure Improvements

\$507,935,288

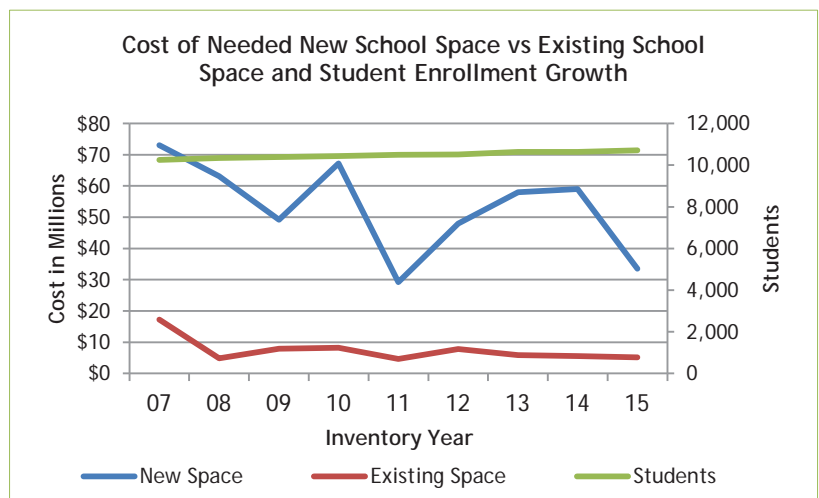
# TOP 3



■ = Local  
■ = Regional (Serves Multiple Counties)

### Estimated Cost of Needed Infrastructure for Putnam County Five-year period July 2015 through June 2020

| Project Type                         | Conceptual            | Planning & Design + Construction |
|--------------------------------------|-----------------------|----------------------------------|
| Post-secondary Education             | \$ 89,410,000         | \$ 183,889,505                   |
| Transportation                       | 52,706,000            | 94,134,233                       |
| New Public Schools & Additions       | 2,000,000             | 31,500,000                       |
| Business District Development        | -                     | 19,400,000                       |
| Water and Wastewater                 | 1,500,000             | 9,474,313                        |
| Other Facilities                     | 6,040,000             | -                                |
| Law Enforcement                      | 5,610,000             | -                                |
| School Renovations                   | 3,587,000             | 1,595,000                        |
| Recreation                           | 870,000               | 3,719,237                        |
| Public Buildings                     | -                     | 2,000,000                        |
| School-System-wide                   | 500,000               | -                                |
| Community Development                | -                     | -                                |
| Fire Protection                      | -                     | -                                |
| Housing                              | -                     | -                                |
| Industrial Sites and Parks           | -                     | -                                |
| Libraries, Museums, & Historic Sites | -                     | -                                |
| Other Education                      | -                     | -                                |
| Other Utilities                      | -                     | -                                |
| Public Health Facilities             | -                     | -                                |
| Solid Waste                          | -                     | -                                |
| Storm Water                          | -                     | -                                |
| <b>Total</b>                         | <b>\$ 162,223,000</b> | <b>\$ 345,712,288</b>            |



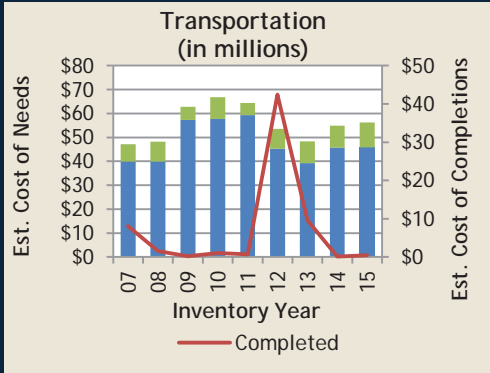
\*Total Estimated Cost = Conceptual + Planning & Design + Construction

## Rhea County

Total Estimated Cost\* for Infrastructure Improvements

**\$72,618,722**

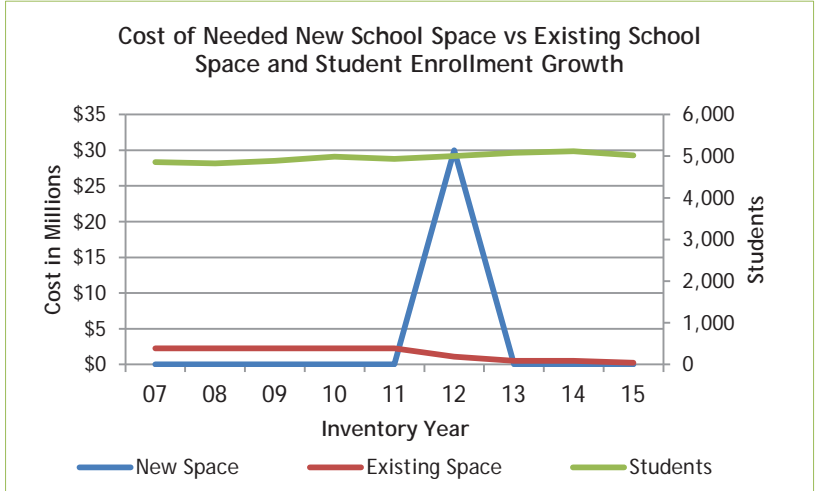
**TOP 3**



■ = Local  
■ = Regional (Serves Multiple Counties)

### Estimated Cost of Needed Infrastructure for Rhea County Five-year period July 2015 through June 2020

| Project Type                         | Conceptual           | Planning & Design + Construction |
|--------------------------------------|----------------------|----------------------------------|
| Transportation                       | \$ 49,483,000        | \$ 6,741,388                     |
| Law Enforcement                      | 5,000,000            | 80,000                           |
| Water and Wastewater                 | 2,000,000            | 2,266,082                        |
| Recreation                           | 1,285,000            | 876,252                          |
| Storm Water                          | 1,750,000            | -                                |
| Industrial Sites and Parks           | 1,500,000            | -                                |
| Public Buildings                     | 800,000              | -                                |
| Fire Protection                      | -                    | 597,000                          |
| School Renovations                   | 100,000              | 140,000                          |
| Business District Development        | -                    | -                                |
| Community Development                | -                    | -                                |
| Housing                              | -                    | -                                |
| Libraries, Museums, & Historic Sites | -                    | -                                |
| New Public Schools & Additions       | -                    | -                                |
| Other Education                      | -                    | -                                |
| Other Facilities                     | -                    | -                                |
| Other Utilities                      | -                    | -                                |
| Post-secondary Education             | -                    | -                                |
| Public Health Facilities             | -                    | -                                |
| School-System-wide                   | -                    | -                                |
| Solid Waste                          | -                    | -                                |
| <b>Total</b>                         | <b>\$ 61,918,000</b> | <b>\$ 10,700,722</b>             |

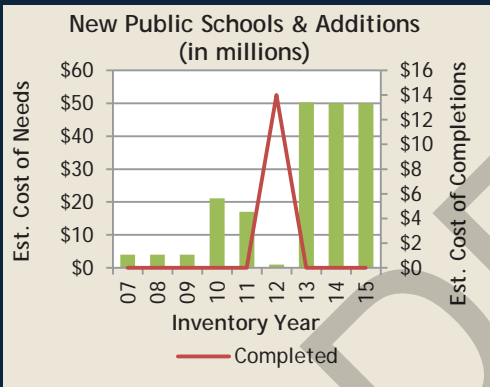
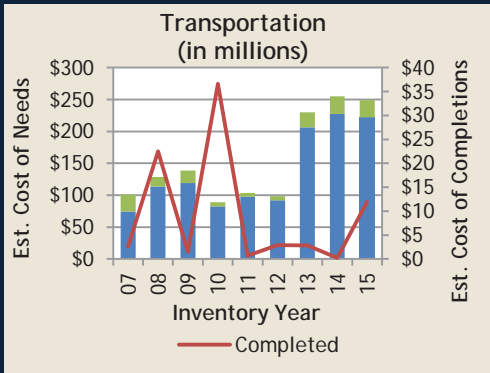


\*Total Estimated Cost = Conceptual + Planning & Design + Construction

## Roane County

Total Estimated Cost\* for  
Infrastructure Improvements  
**\$390,001,265**

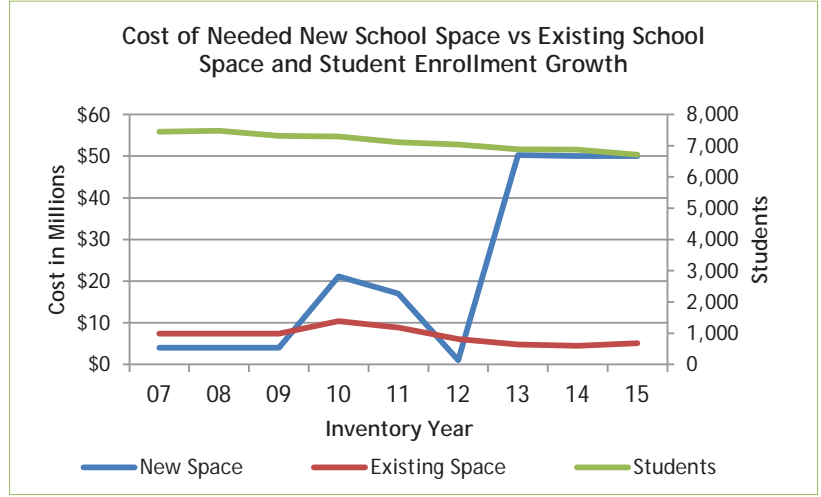
# TOP 3



■ = Local  
■ = Regional (Serves Multiple Counties)

### Estimated Cost of Needed Infrastructure for Roane County Five-year period July 2015 through June 2020

| Project Type                         | Conceptual            | Planning & Design + Construction |
|--------------------------------------|-----------------------|----------------------------------|
| Transportation                       | \$ 74,408,000         | \$ 174,443,236                   |
| New Public Schools & Additions       | 50,000,000            | -                                |
| Recreation                           | 16,902,535            | 7,012,330                        |
| Water and Wastewater                 | 6,090,000             | 13,368,000                       |
| Community Development                | 10,000,000            | -                                |
| Other Facilities                     | -                     | 7,000,000                        |
| Post-secondary Education             | 2,620,000             | 3,052,164                        |
| School Renovations                   | 3,000,000             | 2,115,000                        |
| Storm Water                          | 5,000,000             | -                                |
| Public Buildings                     | 3,300,000             | 1,000,000                        |
| Other Utilities                      | -                     | 4,200,000                        |
| Law Enforcement                      | 4,000,000             | 140,000                          |
| Fire Protection                      | 1,600,000             | -                                |
| Business District Development        | 350,000               | 100,000                          |
| Solid Waste                          | -                     | 300,000                          |
| Housing                              | -                     | -                                |
| Industrial Sites and Parks           | -                     | -                                |
| Libraries, Museums, & Historic Sites | -                     | -                                |
| Other Education                      | -                     | -                                |
| Public Health Facilities             | -                     | -                                |
| School-System-wide                   | -                     | -                                |
| <b>Total</b>                         | <b>\$ 177,270,535</b> | <b>\$ 212,730,730</b>            |



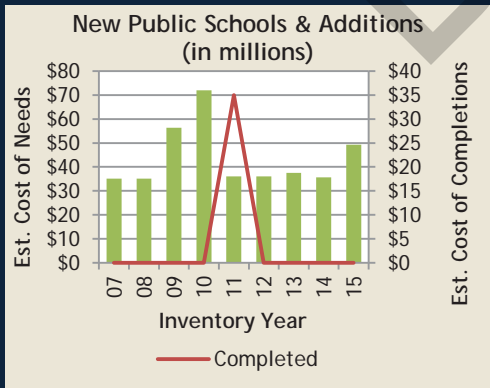
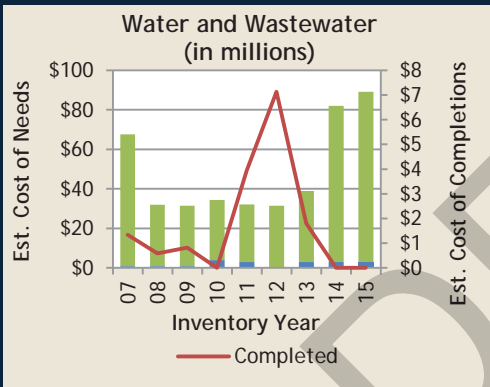
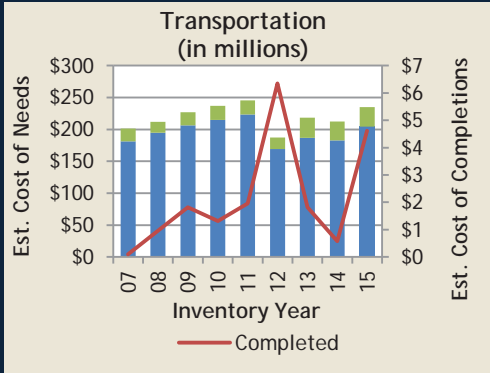
\*Total Estimated Cost = Conceptual + Planning & Design + Construction

## Robertson County

Total Estimated Cost\* for Infrastructure Improvements

\$422,171,730

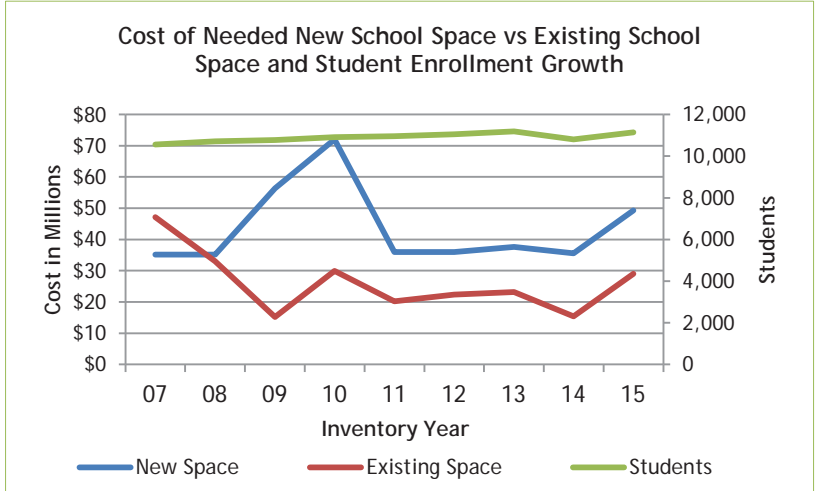
# TOP 3



■ = Local  
■ = Regional (Serves Multiple Counties)

## Estimated Cost of Needed Infrastructure for Robertson County Five-year period July 2015 through June 2020

| Project Type                         | Conceptual            | Planning & Design + Construction |
|--------------------------------------|-----------------------|----------------------------------|
| Transportation                       | \$ 85,960,000         | \$ 148,937,771                   |
| Water and Wastewater                 | 7,710,000             | 81,350,000                       |
| New Public Schools & Additions       | 1,500,000             | 47,800,000                       |
| School Renovations                   | 18,377,000            | 10,635,000                       |
| Recreation                           | 4,787,600             | 3,030,209                        |
| School-System-wide                   | -                     | 3,700,000                        |
| Business District Development        | 2,700,000             | -                                |
| Fire Protection                      | 1,700,000             | -                                |
| Community Development                | 1,600,000             | -                                |
| Public Buildings                     | -                     | 750,000                          |
| Other Utilities                      | 175,000               | 395,000                          |
| Storm Water                          | 414,150               | 150,000                          |
| Industrial Sites and Parks           | -                     | 500,000                          |
| Housing                              | -                     | -                                |
| Law Enforcement                      | -                     | -                                |
| Libraries, Museums, & Historic Sites | -                     | -                                |
| Other Education                      | -                     | -                                |
| Other Facilities                     | -                     | -                                |
| Post-secondary Education             | -                     | -                                |
| Public Health Facilities             | -                     | -                                |
| Solid Waste                          | -                     | -                                |
| <b>Total</b>                         | <b>\$ 124,923,750</b> | <b>\$ 297,247,980</b>            |



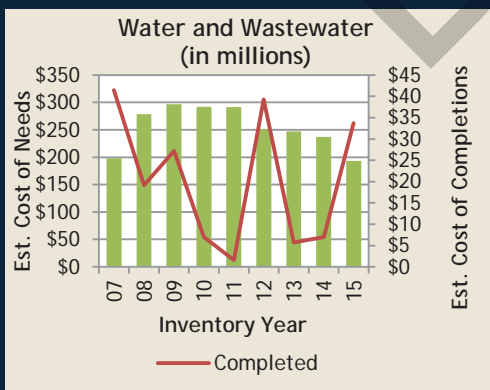
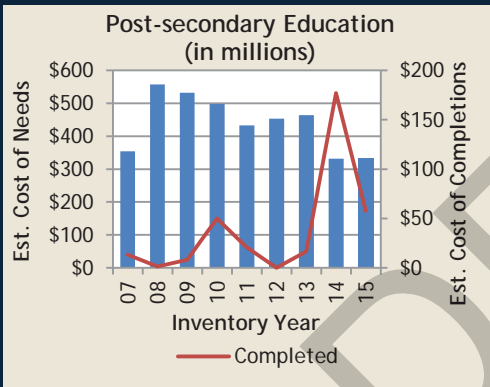
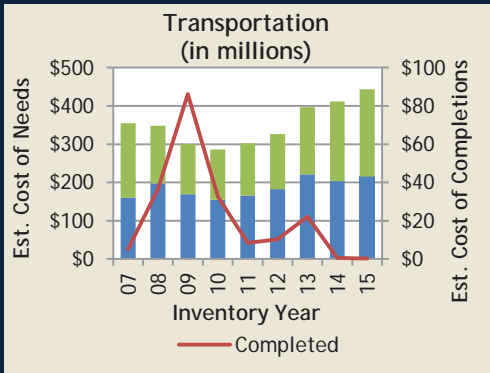
\*Total Estimated Cost = Conceptual + Planning & Design + Construction

## Rutherford County

Total Estimated Cost\* for Infrastructure Improvements

**\$1,319,351,598**

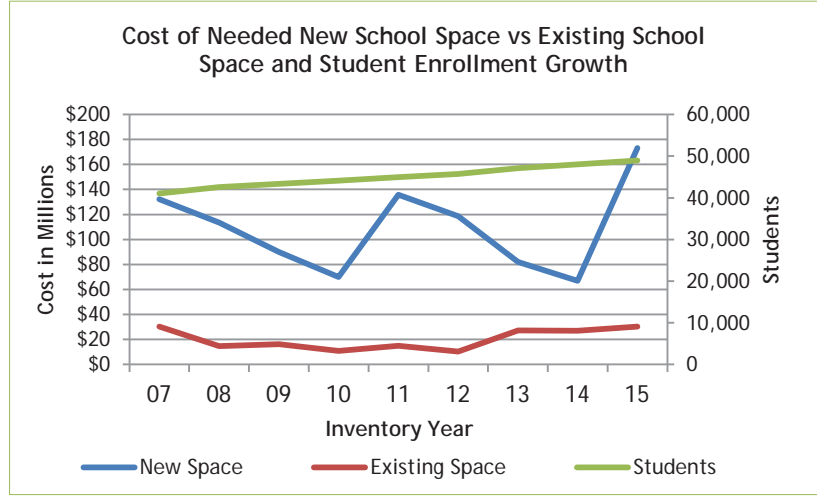
### TOP 3



■ = Local  
■ = Regional (Serves Multiple Counties)

### Estimated Cost of Needed Infrastructure for Rutherford County Five-year period July 2015 through June 2020

| Project Type                         | Conceptual            | Planning & Design + Construction |
|--------------------------------------|-----------------------|----------------------------------|
| Transportation                       | \$ 136,987,000        | \$ 306,786,601                   |
| Post-secondary Education             | 37,940,000            | 293,309,380                      |
| Water and Wastewater                 | 13,868,000            | 179,550,000                      |
| New Public Schools & Additions       | 76,173,499            | 97,110,000                       |
| Law Enforcement                      | 950,000               | 61,420,000                       |
| Recreation                           | 5,220,000             | 39,594,099                       |
| School Renovations                   | 5,393,140             | 24,780,376                       |
| Public Health Facilities             | 10,000,000            | 3,685,000                        |
| Business District Development        | -                     | 7,000,000                        |
| Public Buildings                     | 5,628,000             | 1,295,000                        |
| Fire Protection                      | 5,200,000             | 1,700,000                        |
| School-System-wide                   | 2,500,000             | -                                |
| Other Utilities                      | -                     | 1,675,000                        |
| Industrial Sites and Parks           | -                     | 1,316,503                        |
| Other Facilities                     | 270,000               | -                                |
| Community Development                | -                     | -                                |
| Housing                              | -                     | -                                |
| Libraries, Museums, & Historic Sites | -                     | -                                |
| Other Education                      | -                     | -                                |
| Solid Waste                          | -                     | -                                |
| Storm Water                          | -                     | -                                |
| <b>Total</b>                         | <b>\$ 300,129,639</b> | <b>\$ 1,019,221,959</b>          |

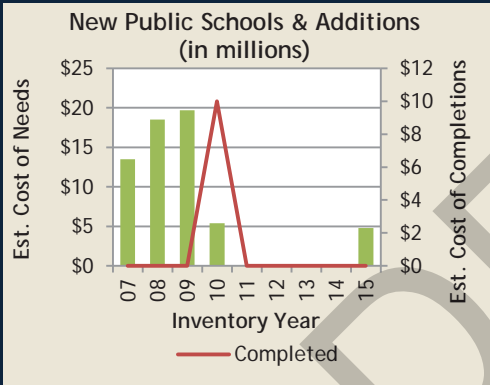
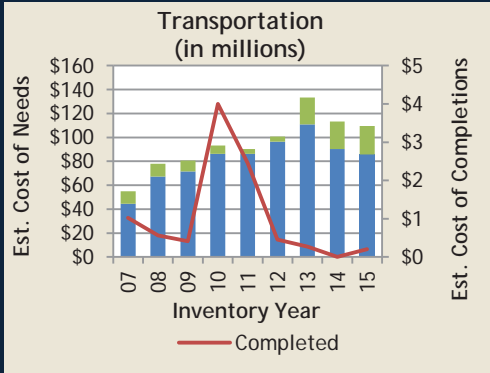


\*Total Estimated Cost = Conceptual + Planning & Design + Construction

## Scott County

Total Estimated Cost\* for Infrastructure Improvements  
**\$120,687,592**

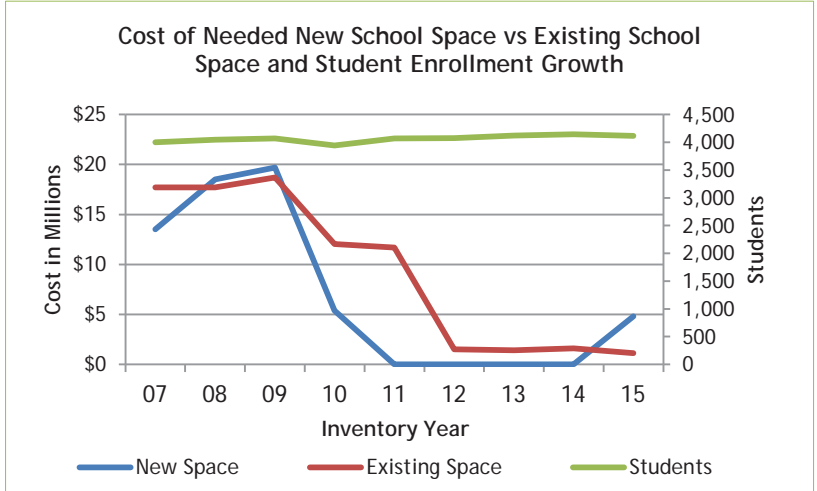
## TOP 3



■ = Local  
■ = Regional (Serves Multiple Counties)

### Estimated Cost of Needed Infrastructure for Scott County Five-year period July 2015 through June 2020

| Project Type                         | Conceptual           | Planning & Design + Construction |
|--------------------------------------|----------------------|----------------------------------|
| Transportation                       | \$ 42,509,000        | \$ 67,020,593                    |
| New Public Schools & Additions       | 4,800,000            | -                                |
| Water and Wastewater                 | 1,599,999            | 1,683,000                        |
| School Renovations                   | 1,025,000            | 100,000                          |
| Law Enforcement                      | -                    | 950,000                          |
| Solid Waste                          | 500,000              | -                                |
| Public Buildings                     | 200,000              | 180,000                          |
| Recreation                           | 120,000              | -                                |
| Business District Development        | -                    | -                                |
| Community Development                | -                    | -                                |
| Fire Protection                      | -                    | -                                |
| Housing                              | -                    | -                                |
| Industrial Sites and Parks           | -                    | -                                |
| Libraries, Museums, & Historic Sites | -                    | -                                |
| Other Education                      | -                    | -                                |
| Other Facilities                     | -                    | -                                |
| Other Utilities                      | -                    | -                                |
| Post-secondary Education             | -                    | -                                |
| Public Health Facilities             | -                    | -                                |
| School-System-wide                   | -                    | -                                |
| Storm Water                          | -                    | -                                |
| <b>Total</b>                         | <b>\$ 50,753,999</b> | <b>\$ 69,933,593</b>             |



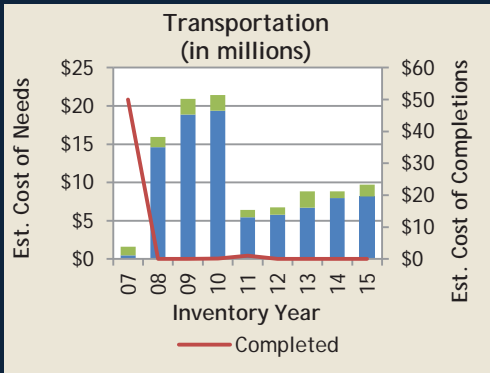
\*Total Estimated Cost = Conceptual + Planning & Design + Construction

## Sequatchie County

Total Estimated Cost\* for Infrastructure Improvements

**\$21,136,398**

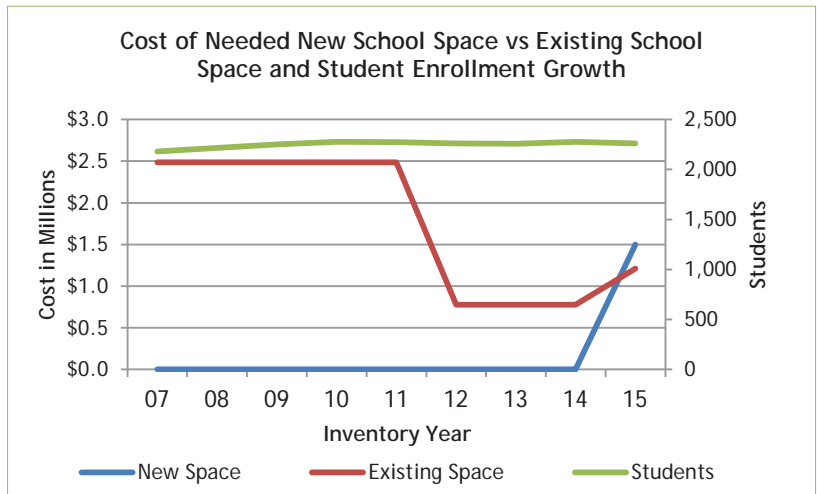
**TOP 3**



■ = Local  
■ = Regional (Serves Multiple Counties)

### Estimated Cost of Needed Infrastructure for Sequatchie County Five-year period July 2015 through June 2020

| Project Type                         | Conceptual           | Planning & Design + Construction |
|--------------------------------------|----------------------|----------------------------------|
| Transportation                       | \$ 8,904,000         | \$ 824,278                       |
| Water and Wastewater                 | 5,750,000            | -                                |
| Recreation                           | 791,141              | 1,056,979                        |
| New Public Schools & Additions       | -                    | 1,500,000                        |
| School Renovations                   | 830,000              | 380,000                          |
| School-System-wide                   | 1,100,000            | -                                |
| Business District Development        | -                    | -                                |
| Community Development                | -                    | -                                |
| Fire Protection                      | -                    | -                                |
| Housing                              | -                    | -                                |
| Industrial Sites and Parks           | -                    | -                                |
| Law Enforcement                      | -                    | -                                |
| Libraries, Museums, & Historic Sites | -                    | -                                |
| Other Education                      | -                    | -                                |
| Other Facilities                     | -                    | -                                |
| Other Utilities                      | -                    | -                                |
| Post-secondary Education             | -                    | -                                |
| Public Buildings                     | -                    | -                                |
| Public Health Facilities             | -                    | -                                |
| Solid Waste                          | -                    | -                                |
| Storm Water                          | -                    | -                                |
| <b>Total</b>                         | <b>\$ 17,375,141</b> | <b>\$ 3,761,257</b>              |



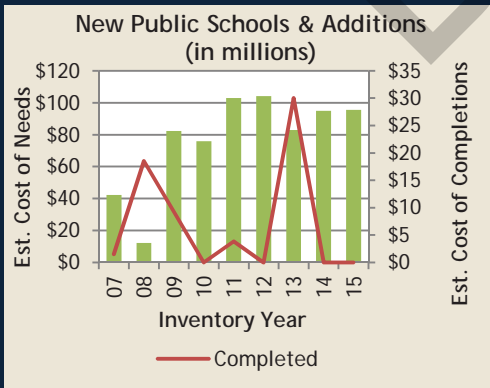
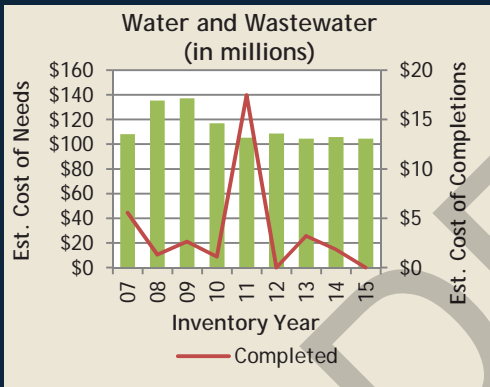
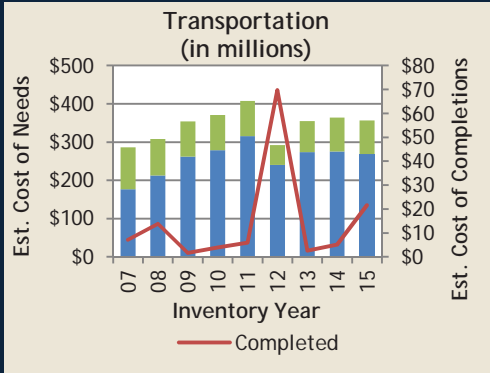
\*Total Estimated Cost = Conceptual + Planning & Design + Construction

## Sevier County

Total Estimated Cost\* for Infrastructure Improvements

**\$691,358,131**

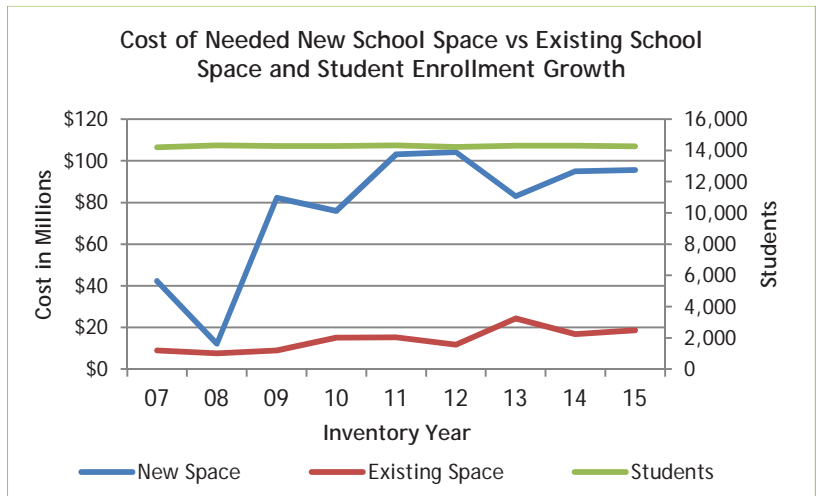
**TOP 3**



■ = Local  
■ = Regional (Serves Multiple Counties)

### Estimated Cost of Needed Infrastructure for Sevier County Five-year period July 2015 through June 2020

| Project Type                         | Conceptual            | Planning & Design + Construction |
|--------------------------------------|-----------------------|----------------------------------|
| Transportation                       | \$ 94,905,000         | \$ 261,805,510                   |
| Water and Wastewater                 | 14,599,985            | 89,989,100                       |
| New Public Schools & Additions       | 71,650,000            | 23,898,000                       |
| Other Utilities                      | -                     | 57,622,750                       |
| Recreation                           | 440,000               | 20,855,341                       |
| School Renovations                   | 16,183,200            | 2,439,819                        |
| Public Buildings                     | 15,256,841            | -                                |
| Industrial Sites and Parks           | -                     | 10,000,000                       |
| Fire Protection                      | 350,000               | 5,500,000                        |
| Community Development                | 770,000               | 4,000,000                        |
| Post-secondary Education             | 420,000               | -                                |
| Storm Water                          | -                     | 386,285                          |
| Other Facilities                     | 91,300                | 140,000                          |
| Law Enforcement                      | 55,000                | -                                |
| Business District Development        | -                     | -                                |
| Housing                              | -                     | -                                |
| Libraries, Museums, & Historic Sites | -                     | -                                |
| Other Education                      | -                     | -                                |
| Public Health Facilities             | -                     | -                                |
| School-System-wide                   | -                     | -                                |
| Solid Waste                          | -                     | -                                |
| <b>Total</b>                         | <b>\$ 214,721,326</b> | <b>\$ 476,636,805</b>            |



\*Total Estimated Cost = Conceptual + Planning & Design + Construction

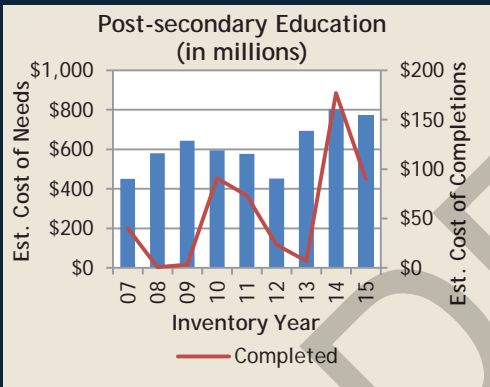
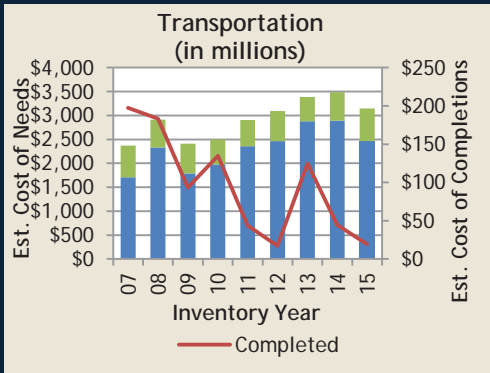


## Shelby County

Total Estimated Cost\* for Infrastructure Improvements

\$5,628,668,788

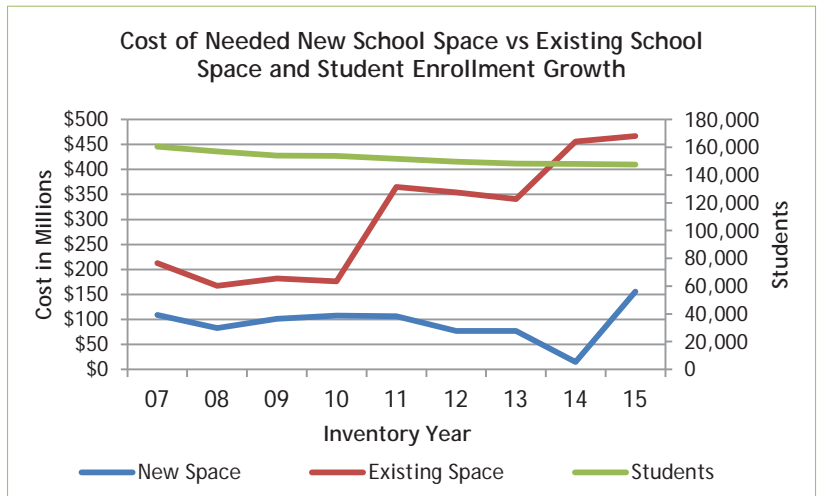
# TOP 3



■ = Local  
■ = Regional (Serves Multiple Counties)

### Estimated Cost of Needed Infrastructure for Shelby County Five-year period July 2015 through June 2020

| Project Type                         | Conceptual              | Planning & Design + Construction |
|--------------------------------------|-------------------------|----------------------------------|
| Transportation                       | \$ 942,255,940          | \$ 2,205,850,180                 |
| Post-secondary Education             | 262,580,000             | 511,008,241                      |
| School Renovations                   | 357,014,945             | 109,661,008                      |
| Water and Wastewater                 | 184,748,306             | 264,300,000                      |
| Housing                              | 171,000,000             | -                                |
| New Public Schools & Additions       | 132,177,000             | 23,459,783                       |
| Recreation                           | 22,295,000              | 91,718,462                       |
| Public Health Facilities             | 97,800,000              | 2,800,000                        |
| Law Enforcement                      | 54,615,800              | 33,602,300                       |
| Fire Protection                      | 22,093,189              | 18,134,038                       |
| Libraries, Museums, & Historic Sites | 10,813,000              | 28,492,019                       |
| Other Facilities                     | 5,800,000               | 23,349,000                       |
| Public Buildings                     | 6,457,000               | 12,113,000                       |
| Community Development                | 6,293,500               | 4,140,527                        |
| Storm Water                          | 6,677,700               | 2,800,850                        |
| Solid Waste                          | 8,000,000               | -                                |
| Business District Development        | 250,000                 | 6,368,000                        |
| Industrial Sites and Parks           | -                       | -                                |
| Other Education                      | -                       | -                                |
| Other Utilities                      | -                       | -                                |
| School-System-wide                   | -                       | -                                |
| <b>Total</b>                         | <b>\$ 2,290,871,380</b> | <b>\$ 3,337,797,408</b>          |



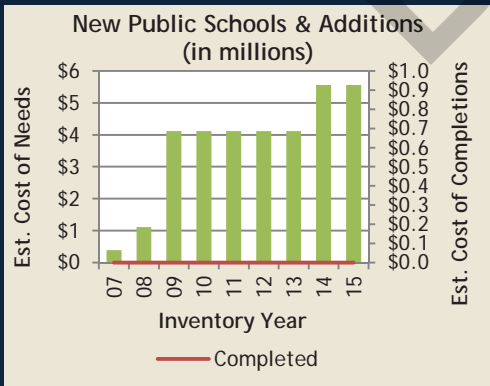
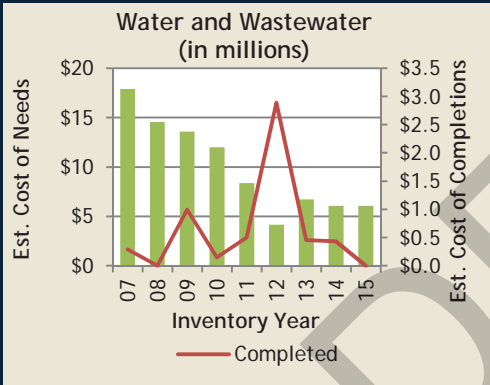
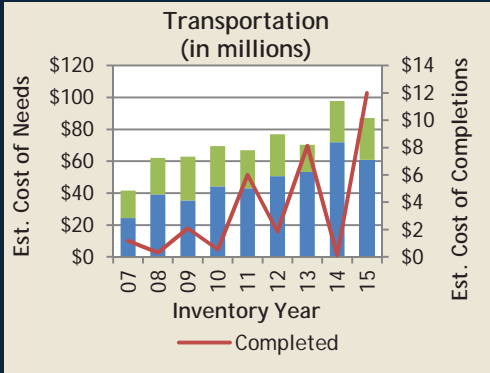
\*Total Estimated Cost = Conceptual + Planning & Design + Construction

## Smith County

Total Estimated Cost\* for Infrastructure Improvements

\$101,945,649

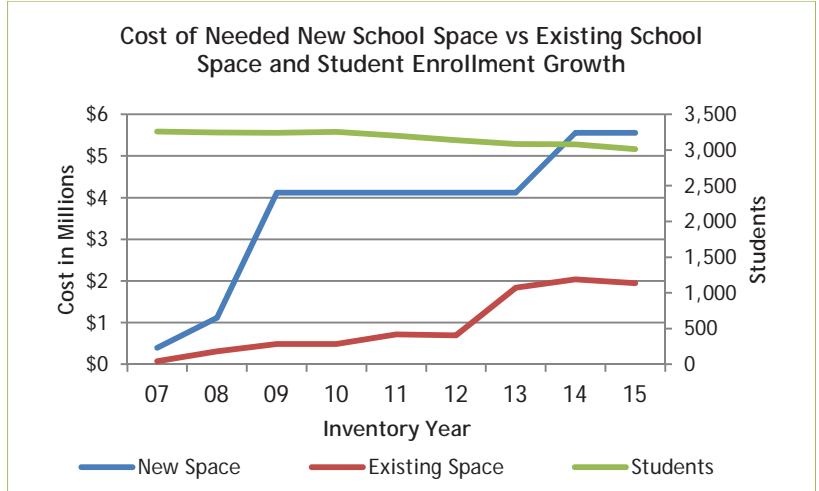
# TOP 3



■ = Local  
■ = Regional (Serves Multiple Counties)

### Estimated Cost of Needed Infrastructure for Smith County Five-year period July 2015 through June 2020

| Project Type                         | Conceptual           | Planning & Design + Construction |
|--------------------------------------|----------------------|----------------------------------|
| Transportation                       | \$ 41,632,000        | \$ 45,431,449                    |
| Water and Wastewater                 | 5,558,000            | 500,000                          |
| New Public Schools & Additions       | 5,556,000            | -                                |
| School Renovations                   | 1,838,200            | 110,000                          |
| Recreation                           | -                    | 620,000                          |
| Community Development                | -                    | 500,000                          |
| Other Facilities                     | 100,000              | -                                |
| Public Buildings                     | 100,000              | -                                |
| Business District Development        | -                    | -                                |
| Fire Protection                      | -                    | -                                |
| Housing                              | -                    | -                                |
| Industrial Sites and Parks           | -                    | -                                |
| Law Enforcement                      | -                    | -                                |
| Libraries, Museums, & Historic Sites | -                    | -                                |
| Other Education                      | -                    | -                                |
| Other Utilities                      | -                    | -                                |
| Post-secondary Education             | -                    | -                                |
| Public Health Facilities             | -                    | -                                |
| School-System-wide                   | -                    | -                                |
| Solid Waste                          | -                    | -                                |
| Storm Water                          | -                    | -                                |
| <b>Total</b>                         | <b>\$ 54,784,200</b> | <b>\$ 47,161,449</b>             |



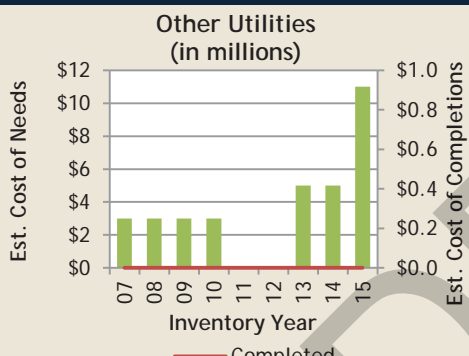
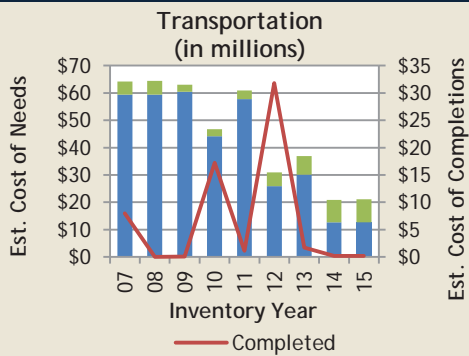
\*Total Estimated Cost = Conceptual + Planning & Design + Construction

## Stewart County

Total Estimated Cost\* for Infrastructure Improvements

\$44,887,696

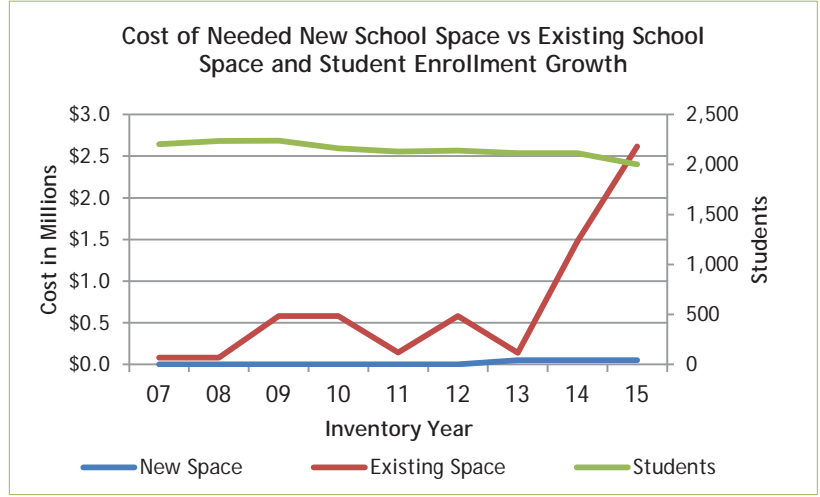
# TOP 3



■ = Local  
■ = Regional (Serves Multiple Counties)

### Estimated Cost of Needed Infrastructure for Stewart County Five-year period July 2015 through June 2020

| Project Type                         | Conceptual           | Planning & Design + Construction |
|--------------------------------------|----------------------|----------------------------------|
| Transportation                       | \$ 20,264,000        | \$ 833,696                       |
| Other Utilities                      | -                    | 11,000,000                       |
| Law Enforcement                      | -                    | 7,700,000                        |
| School Renovations                   | 1,825,000            | 790,000                          |
| Water and Wastewater                 | 500,000              | 450,000                          |
| Public Buildings                     | 150,000              | 600,000                          |
| Recreation                           | 725,000              | -                                |
| New Public Schools & Additions       | -                    | 50,000                           |
| Business District Development        | -                    | -                                |
| Community Development                | -                    | -                                |
| Fire Protection                      | -                    | -                                |
| Housing                              | -                    | -                                |
| Industrial Sites and Parks           | -                    | -                                |
| Libraries, Museums, & Historic Sites | -                    | -                                |
| Other Education                      | -                    | -                                |
| Other Facilities                     | -                    | -                                |
| Post-secondary Education             | -                    | -                                |
| Public Health Facilities             | -                    | -                                |
| School-System-wide                   | -                    | -                                |
| Solid Waste                          | -                    | -                                |
| Storm Water                          | -                    | -                                |
| <b>Total</b>                         | <b>\$ 23,464,000</b> | <b>\$ 21,423,696</b>             |

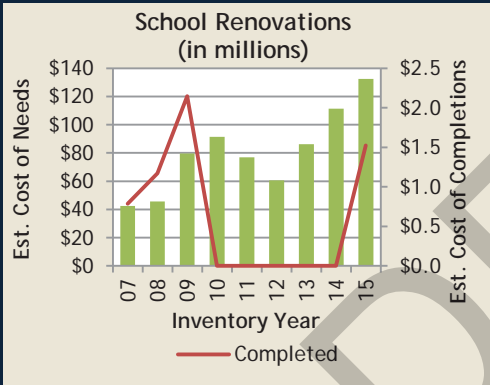
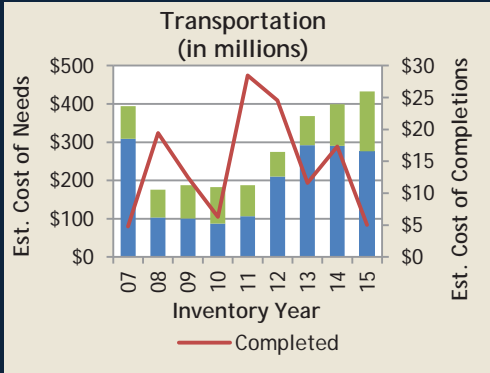


\*Total Estimated Cost = Conceptual + Planning & Design + Construction

## Sullivan County

Total Estimated Cost\* for Infrastructure Improvements  
**\$953,506,450**

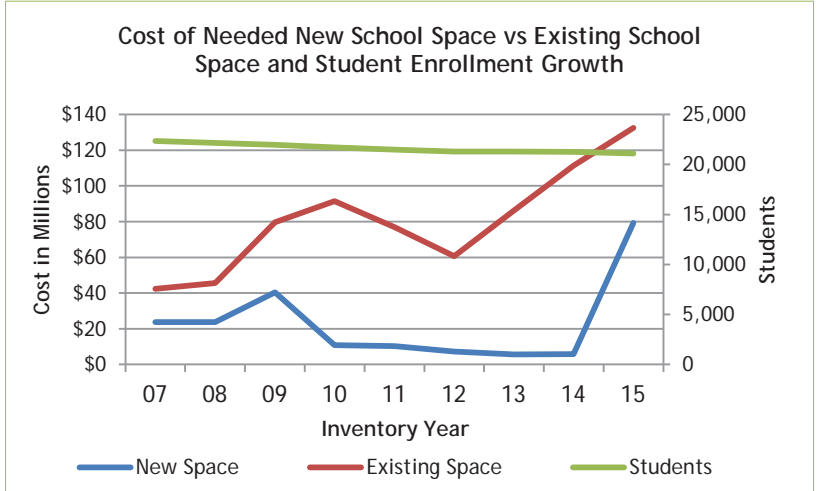
### TOP 3



■ = Local  
■ = Regional (Serves Multiple Counties)

### Estimated Cost of Needed Infrastructure for Sullivan County Five-year period July 2015 through June 2020

| Project Type                         | Conceptual            | Planning & Design + Construction |
|--------------------------------------|-----------------------|----------------------------------|
| Transportation                       | \$ 255,182,150        | \$ 177,413,521                   |
| School Renovations                   | 85,624,000            | 46,858,899                       |
| Water and Wastewater                 | 23,485,000            | 57,239,500                       |
| New Public Schools & Additions       | 43,680,000            | 35,570,000                       |
| Post-secondary Education             | 470,000               | 59,841,910                       |
| Housing                              | 56,400,000            | -                                |
| Public Health Facilities             | 55,000,000            | -                                |
| Business District Development        | -                     | 21,385,000                       |
| Recreation                           | 12,454,000            | 4,379,356                        |
| Industrial Sites and Parks           | 4,400,000             | 3,467,000                        |
| Fire Protection                      | 4,710,000             | 1,000,000                        |
| Storm Water                          | 900,000               | 3,169,000                        |
| Libraries, Museums, & Historic Sites | 300,000               | 362,114                          |
| Public Buildings                     | 90,000                | -                                |
| Community Development                | 65,000                | -                                |
| Other Facilities                     | -                     | 60,000                           |
| Law Enforcement                      | -                     | -                                |
| Other Education                      | -                     | -                                |
| Other Utilities                      | -                     | -                                |
| School-System-wide                   | -                     | -                                |
| Solid Waste                          | -                     | -                                |
| <b>Total</b>                         | <b>\$ 542,760,150</b> | <b>\$ 410,746,300</b>            |



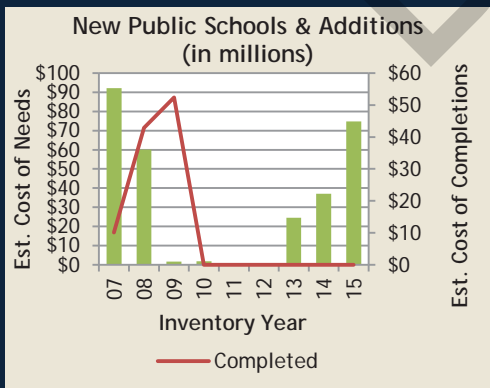
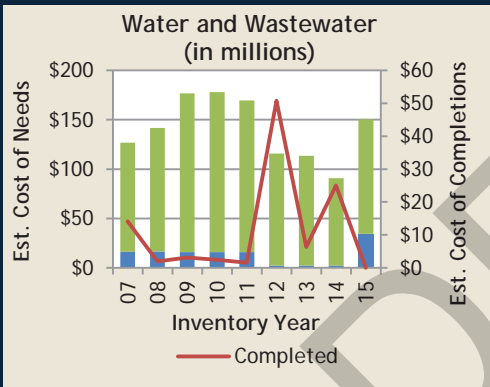
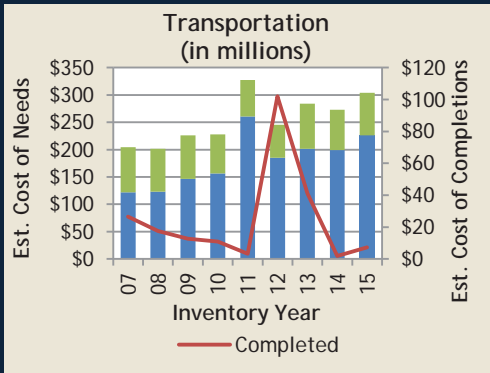
\*Total Estimated Cost = Conceptual + Planning & Design + Construction

## Sumner County

Total Estimated Cost\* for Infrastructure Improvements

\$701,765,926

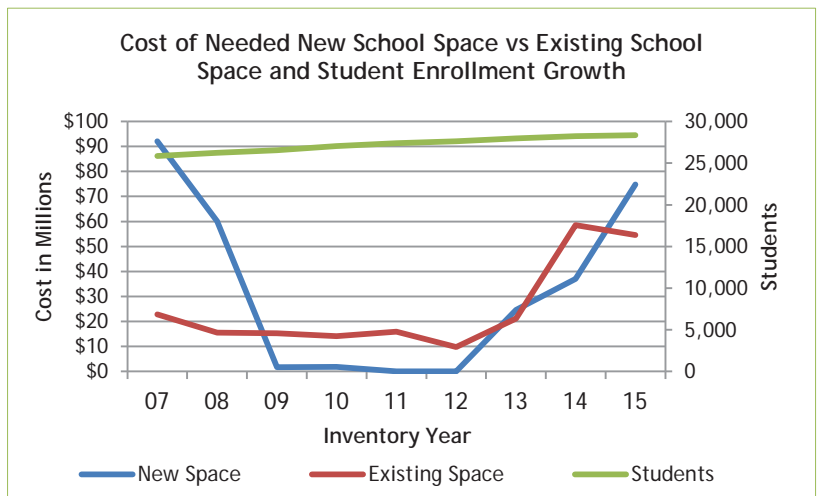
# TOP 3



■ = Local  
■ = Regional (Serves Multiple Counties)

### Estimated Cost of Needed Infrastructure for Sumner County Five-year period July 2015 through June 2020

| Project Type                         | Conceptual            | Planning & Design + Construction |
|--------------------------------------|-----------------------|----------------------------------|
| Transportation                       | \$ 104,068,800        | \$ 199,878,276                   |
| Water and Wastewater                 | 83,846,000            | 66,416,311                       |
| New Public Schools & Additions       | 60,683,000            | 14,074,167                       |
| School Renovations                   | 29,788,500            | 24,831,791                       |
| Post-secondary Education             | 1,060,000             | 42,766,875                       |
| Recreation                           | 10,857,317            | 22,252,628                       |
| Community Development                | 7,300,000             | 6,000,000                        |
| Libraries, Museums, & Historic Sites | 6,300,000             | 992,261                          |
| Fire Protection                      | 1,200,000             | 5,700,000                        |
| Public Buildings                     | 4,500,000             | 250,000                          |
| Law Enforcement                      | 3,000,000             | -                                |
| Storm Water                          | -                     | 3,000,000                        |
| Business District Development        | 2,000,000             | -                                |
| Industrial Sites and Parks           | -                     | 1,000,000                        |
| Housing                              | -                     | -                                |
| Other Education                      | -                     | -                                |
| Other Facilities                     | -                     | -                                |
| Other Utilities                      | -                     | -                                |
| Public Health Facilities             | -                     | -                                |
| School-System-wide                   | -                     | -                                |
| Solid Waste                          | -                     | -                                |
| <b>Total</b>                         | <b>\$ 314,603,617</b> | <b>\$ 387,162,309</b>            |



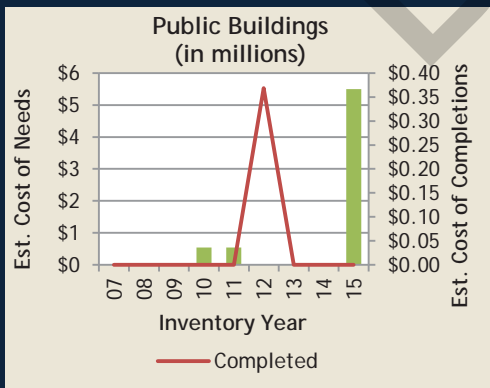
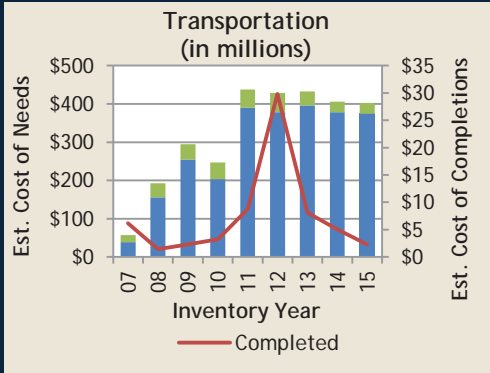
\*Total Estimated Cost = Conceptual + Planning & Design + Construction

## Tipton County

Total Estimated Cost\* for Infrastructure Improvements

**\$433,933,819**

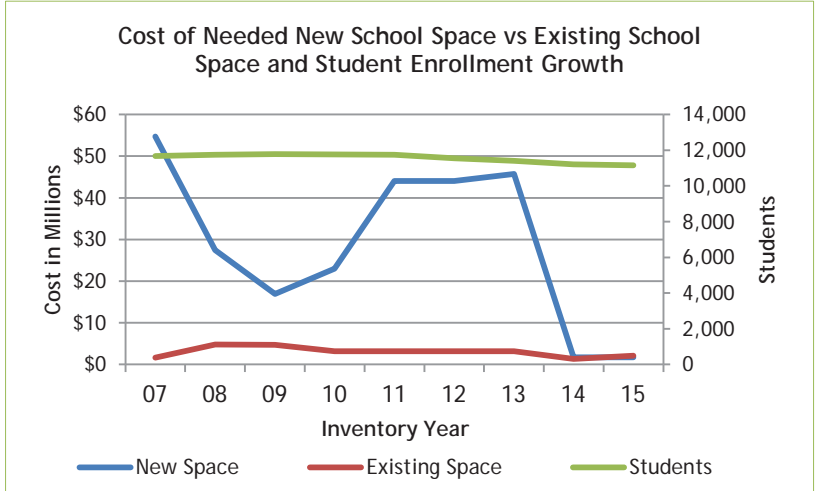
## TOP 3



■ = Local  
■ = Regional (Serves Multiple Counties)

### Estimated Cost of Needed Infrastructure for Tipton County Five-year period July 2015 through June 2020

| Project Type                         | Conceptual            | Planning & Design + Construction |
|--------------------------------------|-----------------------|----------------------------------|
| Transportation                       | \$ 108,700,000        | \$ 293,627,295                   |
| Water and Wastewater                 | 7,200,000             | 5,300,000                        |
| Public Buildings                     | -                     | 5,500,000                        |
| Law Enforcement                      | -                     | 3,500,000                        |
| Recreation                           | 2,330,000             | 499,524                          |
| Post-secondary Education             | 460,000               | 2,170,000                        |
| School Renovations                   | 1,997,000             | 100,000                          |
| New Public Schools & Additions       | -                     | 1,700,000                        |
| Housing                              | -                     | 850,000                          |
| Business District Development        | -                     | -                                |
| Community Development                | -                     | -                                |
| Fire Protection                      | -                     | -                                |
| Industrial Sites and Parks           | -                     | -                                |
| Libraries, Museums, & Historic Sites | -                     | -                                |
| Other Education                      | -                     | -                                |
| Other Facilities                     | -                     | -                                |
| Other Utilities                      | -                     | -                                |
| Public Health Facilities             | -                     | -                                |
| School-System-wide                   | -                     | -                                |
| Solid Waste                          | -                     | -                                |
| Storm Water                          | -                     | -                                |
| <b>Total</b>                         | <b>\$ 120,687,000</b> | <b>\$ 313,246,819</b>            |



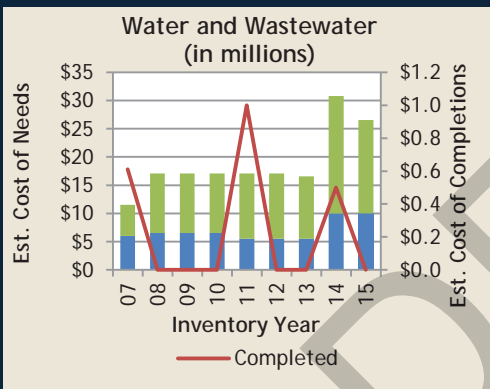
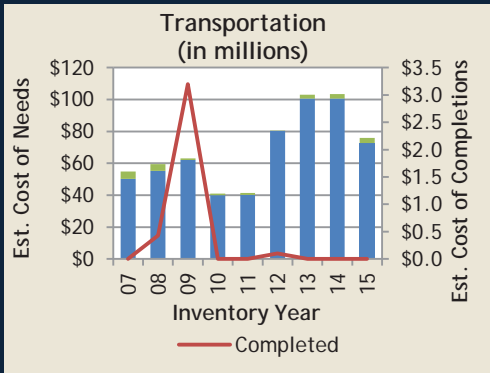
\*Total Estimated Cost = Conceptual + Planning & Design + Construction

## Trousdale County

Total Estimated Cost\* for Infrastructure Improvements

\$116,881,645

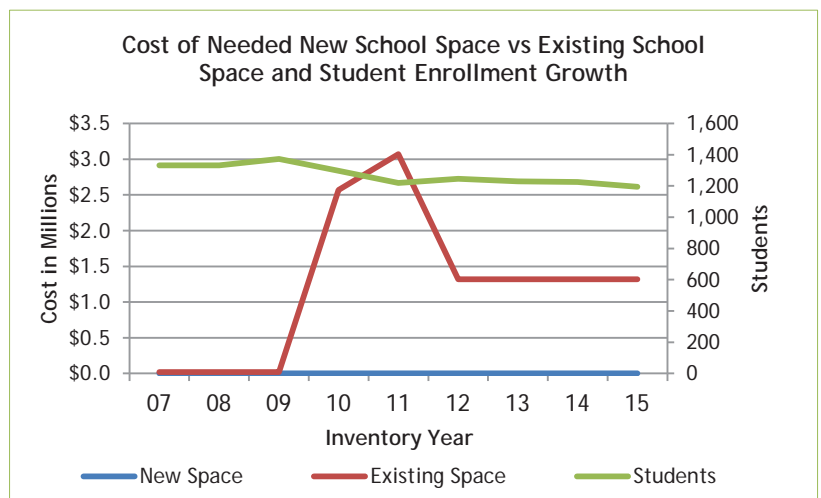
# TOP 3



■ = Local  
■ = Regional (Serves Multiple Counties)

### Estimated Cost of Needed Infrastructure for Trousdale County Five-year period July 2015 through June 2020

| Project Type                         | Conceptual           | Planning & Design + Construction |
|--------------------------------------|----------------------|----------------------------------|
| Transportation                       | \$ 23,574,000        | \$ 52,292,645                    |
| Water and Wastewater                 | -                    | 26,535,000                       |
| Industrial Sites and Parks           | 1,000,000            | 6,336,000                        |
| Business District Development        | -                    | 2,890,000                        |
| Law Enforcement                      | 1,500,000            | -                                |
| Public Buildings                     | -                    | 1,434,000                        |
| School Renovations                   | 800,000              | 520,000                          |
| Community Development                | -                    | -                                |
| Fire Protection                      | -                    | -                                |
| Housing                              | -                    | -                                |
| Libraries, Museums, & Historic Sites | -                    | -                                |
| New Public Schools & Additions       | -                    | -                                |
| Other Education                      | -                    | -                                |
| Other Facilities                     | -                    | -                                |
| Other Utilities                      | -                    | -                                |
| Post-secondary Education             | -                    | -                                |
| Public Health Facilities             | -                    | -                                |
| Recreation                           | -                    | -                                |
| School-System-wide                   | -                    | -                                |
| Solid Waste                          | -                    | -                                |
| Storm Water                          | -                    | -                                |
| <b>Total</b>                         | <b>\$ 26,874,000</b> | <b>\$ 90,007,645</b>             |

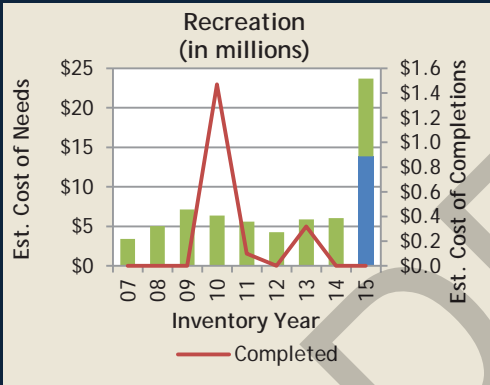
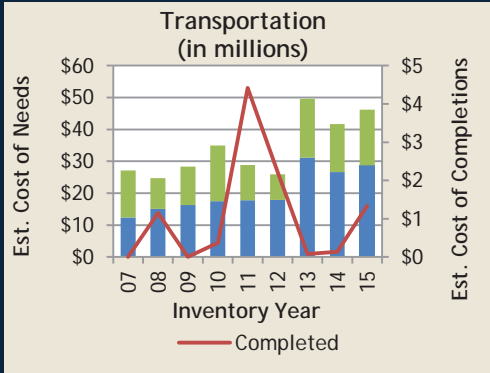


\*Total Estimated Cost = Conceptual + Planning & Design + Construction

## Unicoi County

Total Estimated Cost\* for Infrastructure Improvements  
\$110,067,748

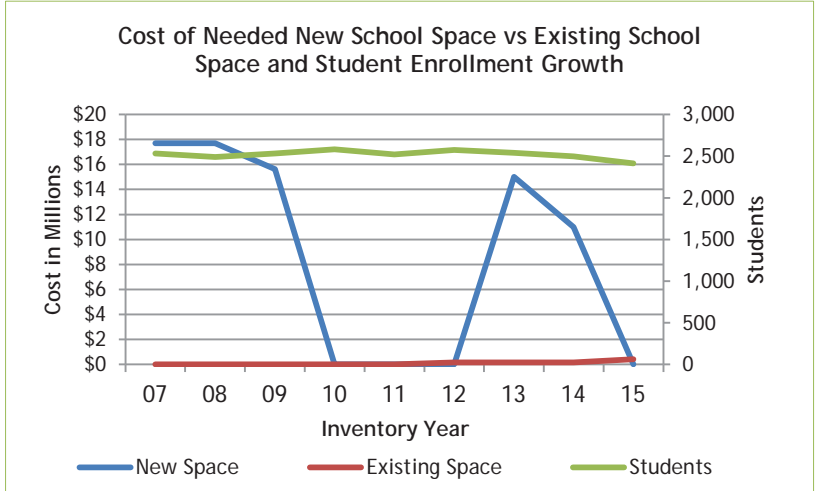
### TOP 3



■ = Local  
■ = Regional (Serves Multiple Counties)

### Estimated Cost of Needed Infrastructure for Unicoi County Five-year period July 2015 through June 2020

| Project Type                         | Conceptual           | Planning & Design + Construction |
|--------------------------------------|----------------------|----------------------------------|
| Transportation                       | \$ 24,223,000        | \$ 21,995,124                    |
| Recreation                           | 22,827,355           | 887,529                          |
| Water and Wastewater                 | 16,954,200           | 1,615,000                        |
| Community Development                | 16,000,000           | 165,000                          |
| Business District Development        | 1,084,000            | 1,500,000                        |
| Storm Water                          | 1,000,000            | 250,000                          |
| Industrial Sites and Parks           | 650,000              | -                                |
| School Renovations                   | 150,000              | 266,000                          |
| Housing                              | 150,000              | 250,540                          |
| Libraries, Museums, & Historic Sites | -                    | 100,000                          |
| Fire Protection                      | -                    | -                                |
| Law Enforcement                      | -                    | -                                |
| New Public Schools & Additions       | -                    | -                                |
| Other Education                      | -                    | -                                |
| Other Facilities                     | -                    | -                                |
| Other Utilities                      | -                    | -                                |
| Post-secondary Education             | -                    | -                                |
| Public Buildings                     | -                    | -                                |
| Public Health Facilities             | -                    | -                                |
| School-System-wide                   | -                    | -                                |
| Solid Waste                          | -                    | -                                |
| <b>Total</b>                         | <b>\$ 83,038,555</b> | <b>\$ 27,029,193</b>             |



\*Total Estimated Cost = Conceptual + Planning & Design + Construction

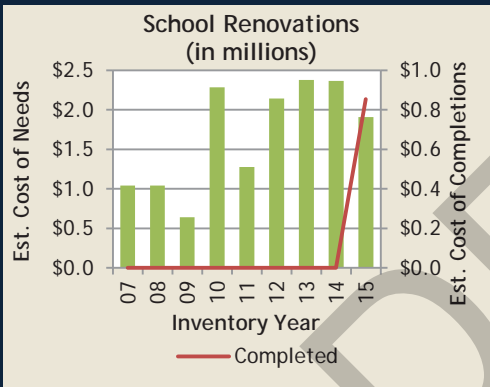
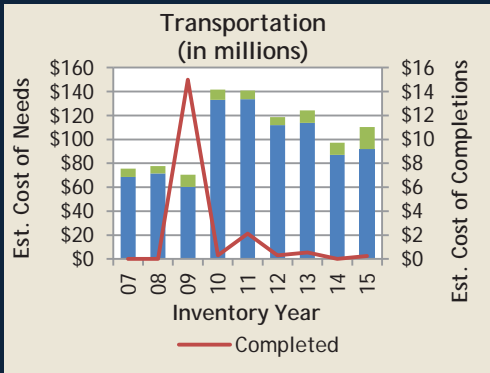


## Union County

Total Estimated Cost\* for Infrastructure Improvements

**\$115,849,854**

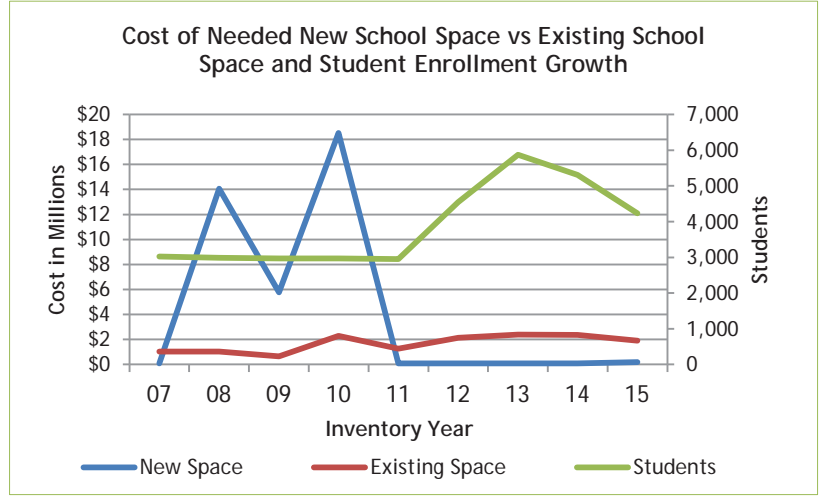
## TOP 3



■ = Local  
■ = Regional (Serves Multiple Counties)

### Estimated Cost of Needed Infrastructure for Union County Five-year period July 2015 through June 2020

| Project Type                         | Conceptual           | Planning & Design + Construction |
|--------------------------------------|----------------------|----------------------------------|
| Transportation                       | \$ 10,504,523        | \$ 99,795,331                    |
| School Renovations                   | 1,624,700            | 284,300                          |
| Industrial Sites and Parks           | 1,200,000            | -                                |
| Recreation                           | 875,000              | 150,000                          |
| Water and Wastewater                 | 410,000              | -                                |
| Community Development                | 300,000              | -                                |
| Public Buildings                     | -                    | 281,000                          |
| Public Health Facilities             | 250,000              | -                                |
| New Public Schools & Additions       | 175,000              | -                                |
| Business District Development        | -                    | -                                |
| Fire Protection                      | -                    | -                                |
| Housing                              | -                    | -                                |
| Law Enforcement                      | -                    | -                                |
| Libraries, Museums, & Historic Sites | -                    | -                                |
| Other Education                      | -                    | -                                |
| Other Facilities                     | -                    | -                                |
| Other Utilities                      | -                    | -                                |
| Post-secondary Education             | -                    | -                                |
| School-System-wide                   | -                    | -                                |
| Solid Waste                          | -                    | -                                |
| Storm Water                          | -                    | -                                |
| <b>Total</b>                         | <b>\$ 15,339,223</b> | <b>\$ 100,510,631</b>            |



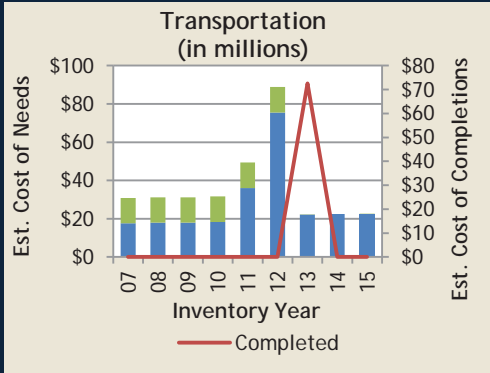
\*Total Estimated Cost = Conceptual + Planning & Design + Construction

## Van Buren County

Total Estimated Cost\* for Infrastructure Improvements

\$77,021,486

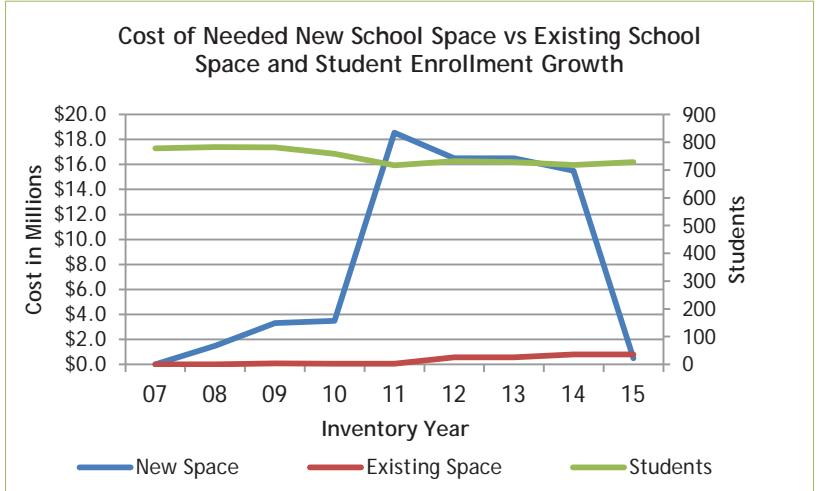
# TOP 3



■ = Local  
■ = Regional (Serves Multiple Counties)

### Estimated Cost of Needed Infrastructure for Van Buren County Five-year period July 2015 through June 2020

| Project Type                         | Conceptual           | Planning & Design + Construction |
|--------------------------------------|----------------------|----------------------------------|
| Transportation                       | \$ 633,000           | \$ 21,990,468                    |
| Water and Wastewater                 | 10,300,000           | -                                |
| Industrial Sites and Parks           | 10,000,000           | -                                |
| Community Development                | 500,000              | 8,117,018                        |
| Law Enforcement                      | -                    | 7,000,000                        |
| Recreation                           | 4,550,000            | 2,000,000                        |
| Public Health Facilities             | 6,000,000            | -                                |
| Public Buildings                     | 4,000,000            | -                                |
| School Renovations                   | -                    | 800,000                          |
| Other Utilities                      | -                    | 631,000                          |
| New Public Schools & Additions       | 500,000              | -                                |
| Business District Development        | -                    | -                                |
| Fire Protection                      | -                    | -                                |
| Housing                              | -                    | -                                |
| Libraries, Museums, & Historic Sites | -                    | -                                |
| Other Education                      | -                    | -                                |
| Other Facilities                     | -                    | -                                |
| Post-secondary Education             | -                    | -                                |
| School-System-wide                   | -                    | -                                |
| Solid Waste                          | -                    | -                                |
| Storm Water                          | -                    | -                                |
| <b>Total</b>                         | <b>\$ 36,483,000</b> | <b>\$ 40,538,486</b>             |



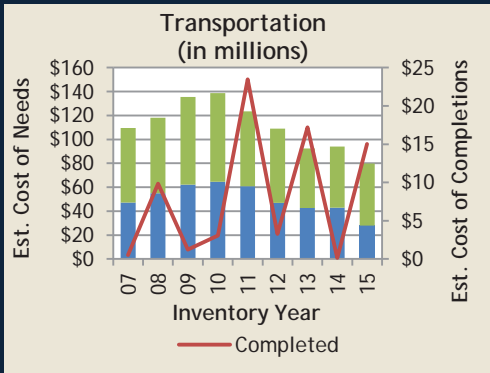
\*Total Estimated Cost = Conceptual + Planning & Design + Construction

## Warren County

Total Estimated Cost\* for Infrastructure Improvements

**\$129,947,539**

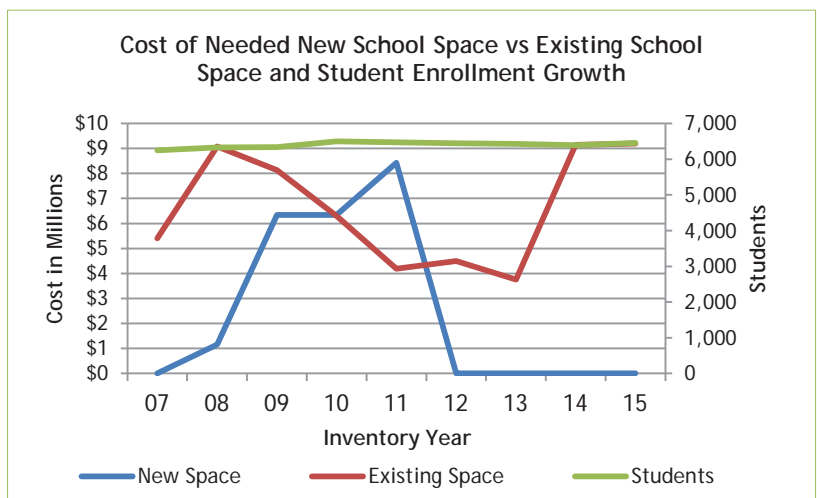
## TOP 3



■ = Local  
■ = Regional (Serves Multiple Counties)

### Estimated Cost of Needed Infrastructure for Warren County Five-year period July 2015 through June 2020

| Project Type                         | Conceptual           | Planning & Design + Construction |
|--------------------------------------|----------------------|----------------------------------|
| Transportation                       | \$ 25,968,000        | \$ 53,982,539                    |
| Other Facilities                     | 12,000,000           | -                                |
| Water and Wastewater                 | 6,750,000            | 5,115,000                        |
| School Renovations                   | 3,995,000            | 5,205,000                        |
| Post-secondary Education             | 5,960,000            | 932,000                          |
| Recreation                           | 4,000,000            | -                                |
| Industrial Sites and Parks           | 3,000,000            | -                                |
| Law Enforcement                      | 1,740,000            | -                                |
| Public Buildings                     | 1,000,000            | -                                |
| Fire Protection                      | 300,000              | -                                |
| Business District Development        | -                    | -                                |
| Community Development                | -                    | -                                |
| Housing                              | -                    | -                                |
| Libraries, Museums, & Historic Sites | -                    | -                                |
| New Public Schools & Additions       | -                    | -                                |
| Other Education                      | -                    | -                                |
| Other Utilities                      | -                    | -                                |
| Public Health Facilities             | -                    | -                                |
| School-System-wide                   | -                    | -                                |
| Solid Waste                          | -                    | -                                |
| Storm Water                          | -                    | -                                |
| <b>Total</b>                         | <b>\$ 64,713,000</b> | <b>\$ 65,234,539</b>             |



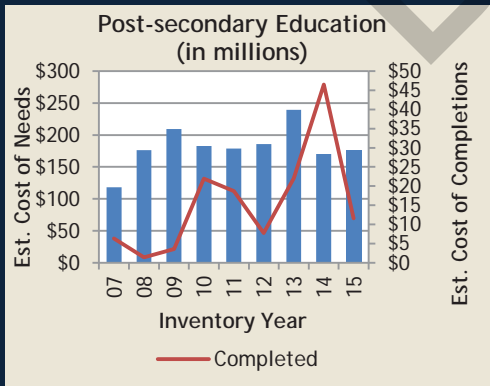
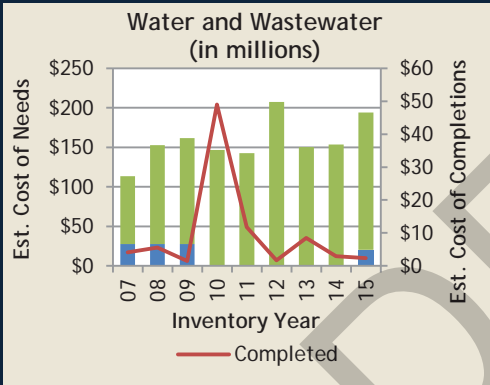
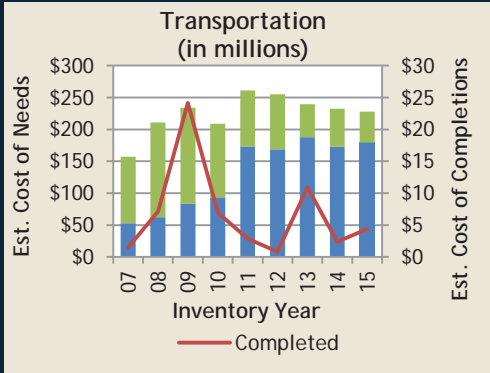
\*Total Estimated Cost = Conceptual + Planning & Design + Construction

## Washington County

Total Estimated Cost\* for Infrastructure Improvements

**\$836,676,288**

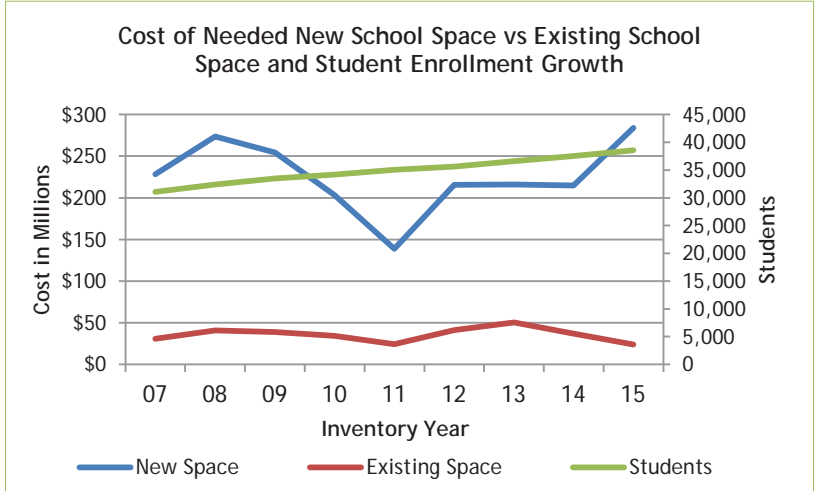
**TOP 3**



■ = Local  
■ = Regional (Serves Multiple Counties)

### Estimated Cost of Needed Infrastructure for Washington County Five-year period July 2015 through June 2020

| Project Type                         | Conceptual            | Planning & Design + Construction |
|--------------------------------------|-----------------------|----------------------------------|
| Transportation                       | \$ 96,509,000         | \$ 131,248,354                   |
| Water and Wastewater                 | 127,249,000           | 66,905,000                       |
| Post-secondary Education             | 8,550,000             | 167,761,879                      |
| New Public Schools & Additions       | 96,175,500            | 500,000                          |
| Recreation                           | 12,045,000            | 27,523,000                       |
| School Renovations                   | 20,589,000            | 16,231,550                       |
| Housing                              | 9,530,000             | 13,000,000                       |
| Other Facilities                     | -                     | 8,000,000                        |
| Storm Water                          | -                     | 7,000,000                        |
| Libraries, Museums, & Historic Sites | 3,580,000             | 2,700,000                        |
| School-System-wide                   | 4,300,000             | -                                |
| Law Enforcement                      | 3,729,005             | 300,000                          |
| Community Development                | -                     | 3,400,000                        |
| Public Health Facilities             | 2,800,000             | -                                |
| Public Buildings                     | 350,000               | 2,300,000                        |
| Business District Development        | 2,000,000             | -                                |
| Industrial Sites and Parks           | 1,000,000             | 900,000                          |
| Fire Protection                      | 440,000               | -                                |
| Solid Waste                          | 60,000                | -                                |
| Other Education                      | -                     | -                                |
| Other Utilities                      | -                     | -                                |
| <b>Total</b>                         | <b>\$ 388,906,505</b> | <b>\$ 447,769,783</b>            |



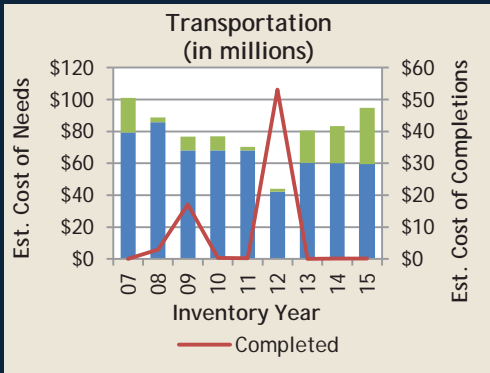
\*Total Estimated Cost = Conceptual + Planning & Design + Construction

## Wayne County

Total Estimated Cost\* for Infrastructure Improvements

**\$129,541,386**

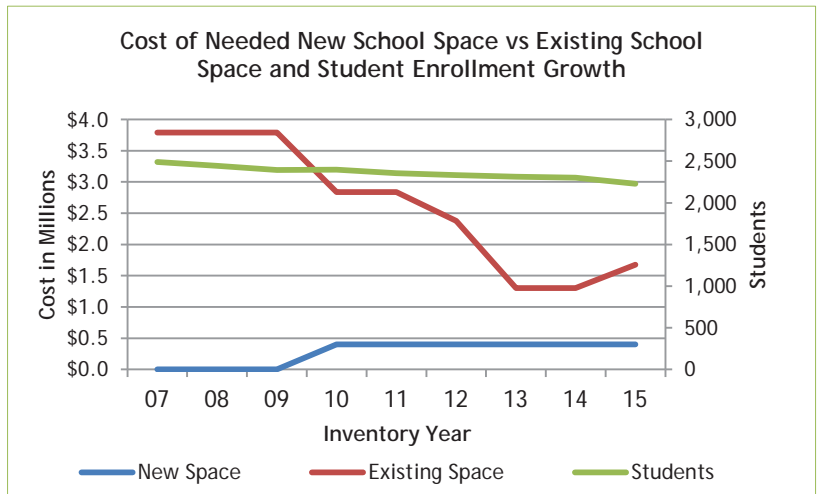
## TOP 3



■ = Local  
■ = Regional (Serves Multiple Counties)

### Estimated Cost of Needed Infrastructure for Wayne County Five-year period July 2015 through June 2020

| Project Type                         | Conceptual           | Planning & Design + Construction |
|--------------------------------------|----------------------|----------------------------------|
| Transportation                       | \$ 46,422,000        | \$ 48,455,796                    |
| Law Enforcement                      | -                    | 22,200,000                       |
| Water and Wastewater                 | -                    | 6,888,590                        |
| Industrial Sites and Parks           | 2,000,000            | -                                |
| School Renovations                   | 1,675,000            | -                                |
| Community Development                | 1,500,000            | -                                |
| New Public Schools & Additions       | 400,000              | -                                |
| Business District Development        | -                    | -                                |
| Fire Protection                      | -                    | -                                |
| Housing                              | -                    | -                                |
| Libraries, Museums, & Historic Sites | -                    | -                                |
| Other Education                      | -                    | -                                |
| Other Facilities                     | -                    | -                                |
| Other Utilities                      | -                    | -                                |
| Post-secondary Education             | -                    | -                                |
| Public Buildings                     | -                    | -                                |
| Public Health Facilities             | -                    | -                                |
| Recreation                           | -                    | -                                |
| School-System-wide                   | -                    | -                                |
| Solid Waste                          | -                    | -                                |
| Storm Water                          | -                    | -                                |
| <b>Total</b>                         | <b>\$ 51,997,000</b> | <b>\$ 77,544,386</b>             |



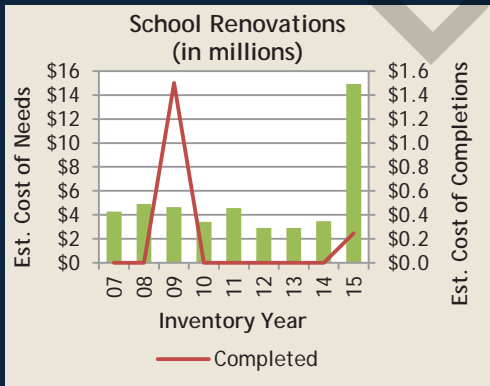
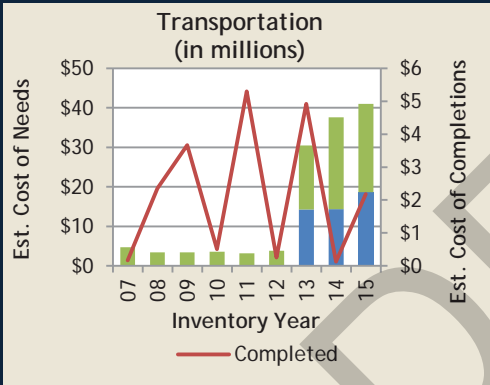
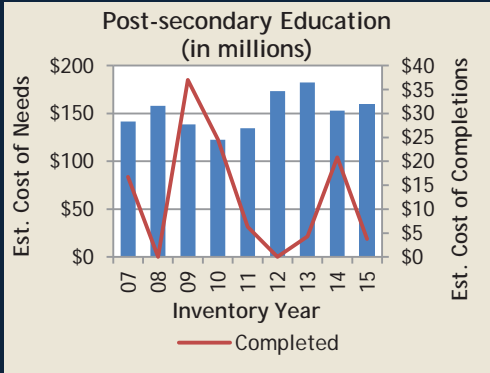
\*Total Estimated Cost = Conceptual + Planning & Design + Construction

## Weakley County

Total Estimated Cost\* for Infrastructure Improvements

**\$233,474,973**

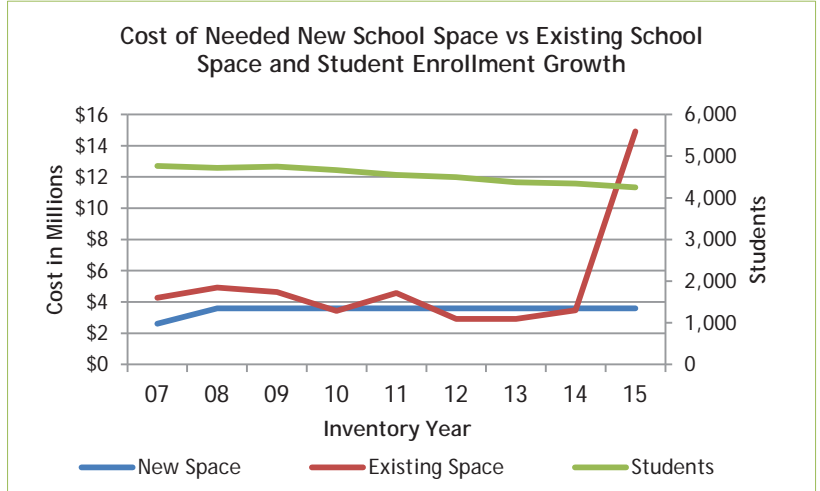
**TOP 3**



■ = Local  
■ = Regional (Serves Multiple Counties)

### Estimated Cost of Needed Infrastructure for Weakley County Five-year period July 2015 through June 2020

| Project Type                         | Conceptual            | Planning & Design + Construction |
|--------------------------------------|-----------------------|----------------------------------|
| Post-secondary Education             | \$ 114,631,000        | \$ 44,710,000                    |
| Transportation                       | 37,989,000            | 3,011,445                        |
| School Renovations                   | 1,725,000             | 13,194,976                       |
| New Public Schools & Additions       | 3,600,000             | -                                |
| Law Enforcement                      | 3,100,000             | 450,000                          |
| Water and Wastewater                 | 2,998,920             | 180,000                          |
| Recreation                           | 850,000               | 1,284,632                        |
| Industrial Sites and Parks           | 1,900,000             | -                                |
| Public Buildings                     | 1,550,000             | -                                |
| Fire Protection                      | 1,300,000             | -                                |
| Storm Water                          | 1,000,000             | -                                |
| Business District Development        | -                     | -                                |
| Community Development                | -                     | -                                |
| Housing                              | -                     | -                                |
| Libraries, Museums, & Historic Sites | -                     | -                                |
| Other Education                      | -                     | -                                |
| Other Facilities                     | -                     | -                                |
| Other Utilities                      | -                     | -                                |
| Public Health Facilities             | -                     | -                                |
| School-System-wide                   | -                     | -                                |
| Solid Waste                          | -                     | -                                |
| <b>Total</b>                         | <b>\$ 170,643,920</b> | <b>\$ 62,831,053</b>             |



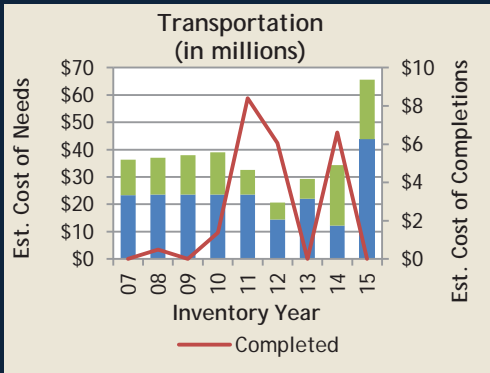
\*Total Estimated Cost = Conceptual + Planning & Design + Construction

## White County

Total Estimated Cost\* for Infrastructure Improvements

**\$137,140,589**

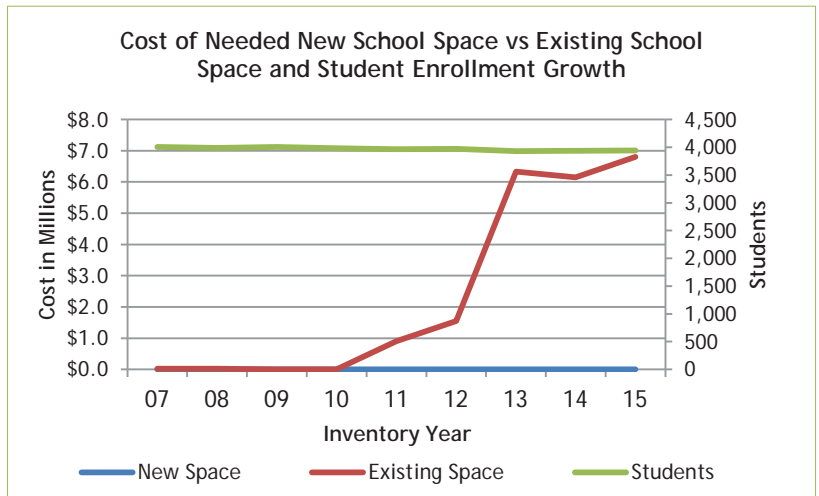
## TOP 3



■ = Local  
■ = Regional (Serves Multiple Counties)

### Estimated Cost of Needed Infrastructure for White County Five-year period July 2015 through June 2020

| Project Type                         | Conceptual            | Planning & Design + Construction |
|--------------------------------------|-----------------------|----------------------------------|
| Transportation                       | \$ 54,217,000         | \$ 11,409,000                    |
| Industrial Sites and Parks           | 40,000,000            | -                                |
| Water and Wastewater                 | 11,500,000            | -                                |
| School Renovations                   | 1,850,000             | 4,950,000                        |
| Public Buildings                     | 4,000,000             | -                                |
| Law Enforcement                      | 3,000,000             | -                                |
| Solid Waste                          | -                     | 3,000,000                        |
| Other Utilities                      | 2,000,000             | -                                |
| Fire Protection                      | 800,000               | -                                |
| Recreation                           | -                     | 267,000                          |
| Libraries, Museums, & Historic Sites | -                     | 147,589                          |
| Business District Development        | -                     | -                                |
| Community Development                | -                     | -                                |
| Housing                              | -                     | -                                |
| New Public Schools & Additions       | -                     | -                                |
| Other Education                      | -                     | -                                |
| Other Facilities                     | -                     | -                                |
| Post-secondary Education             | -                     | -                                |
| Public Health Facilities             | -                     | -                                |
| School-System-wide                   | -                     | -                                |
| Storm Water                          | -                     | -                                |
| <b>Total</b>                         | <b>\$ 117,367,000</b> | <b>\$ 19,773,589</b>             |



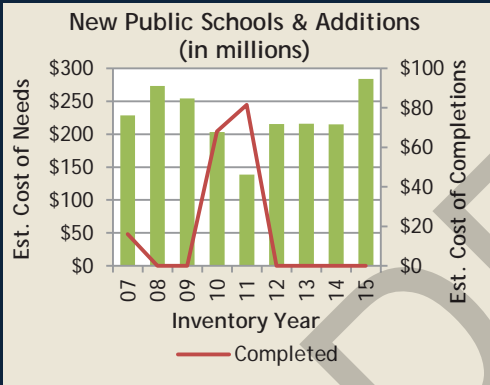
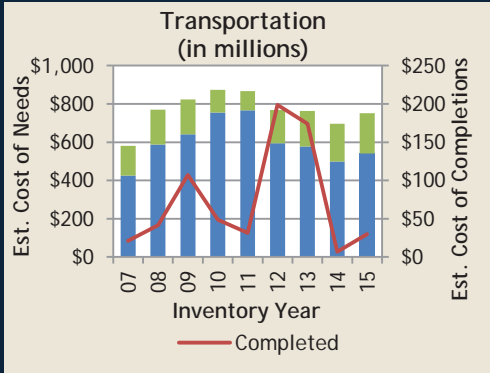
\*Total Estimated Cost = Conceptual + Planning & Design + Construction

## Williamson County

Total Estimated Cost\* for Infrastructure Improvements

\$1,345,130,211

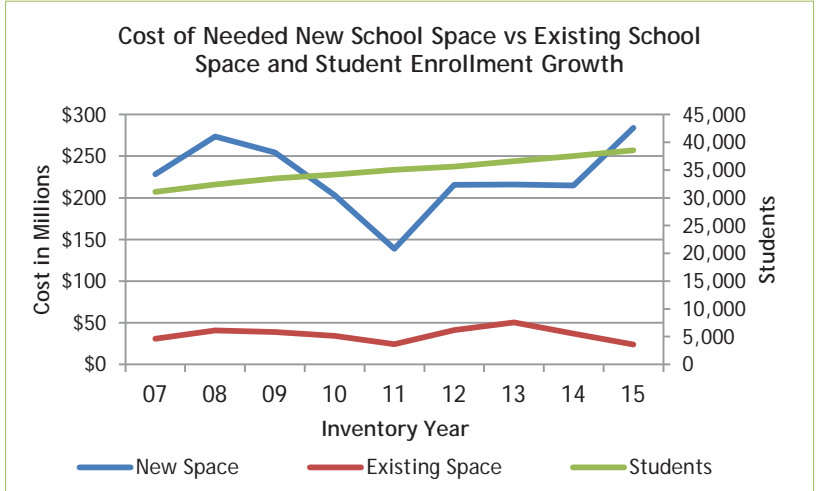
# TOP 3



■ = Local  
■ = Regional (Serves Multiple Counties)

### Estimated Cost of Needed Infrastructure for Williamson County Five-year period July 2015 through June 2020

| Project Type                         | Conceptual            | Planning & Design + Construction |
|--------------------------------------|-----------------------|----------------------------------|
| Transportation                       | \$ 279,885,000        | \$ 470,944,146                   |
| New Public Schools & Additions       | 71,000,000            | 213,120,000                      |
| Water and Wastewater                 | 45,471,037            | 42,182,000                       |
| Recreation                           | 19,645,000            | 57,791,128                       |
| Fire Protection                      | 30,408,000            | 13,926,100                       |
| Post-secondary Education             | 2,050,000             | 38,500,000                       |
| Public Buildings                     | -                     | 26,500,000                       |
| School Renovations                   | 16,478,000            | 7,541,000                        |
| Community Development                | 5,000,000             | 284,000                          |
| Libraries, Museums, & Historic Sites | -                     | 2,377,800                        |
| Solid Waste                          | -                     | 1,262,000                        |
| Storm Water                          | 590,000               | -                                |
| Business District Development        | -                     | 175,000                          |
| Housing                              | -                     | -                                |
| Industrial Sites and Parks           | -                     | -                                |
| Law Enforcement                      | -                     | -                                |
| Other Education                      | -                     | -                                |
| Other Facilities                     | -                     | -                                |
| Other Utilities                      | -                     | -                                |
| Public Health Facilities             | -                     | -                                |
| School-System-wide                   | -                     | -                                |
| <b>Total</b>                         | <b>\$ 470,527,037</b> | <b>\$ 874,603,174</b>            |



\*Total Estimated Cost = Conceptual + Planning & Design + Construction

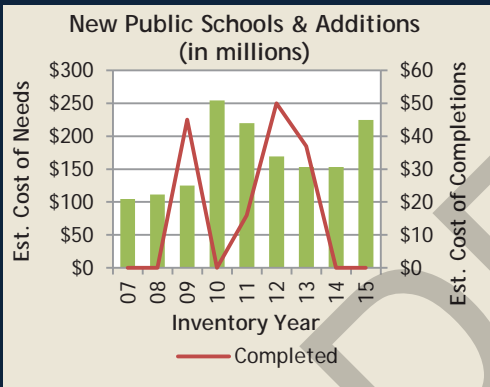
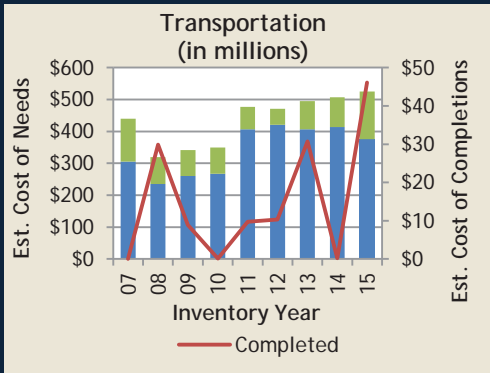


## Wilson County

Total Estimated Cost\* for Infrastructure Improvements

**\$972,357,296**

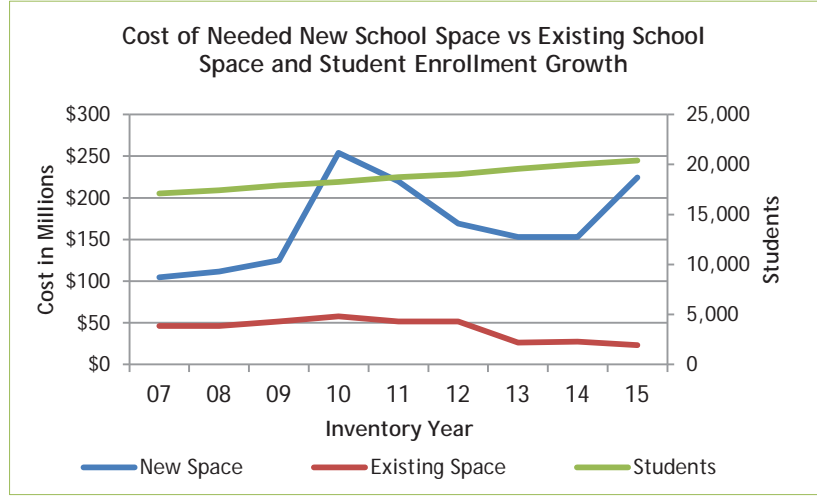
## TOP 3



■ = Local  
■ = Regional (Serves Multiple Counties)

### Estimated Cost of Needed Infrastructure for Wilson County Five-year period July 2015 through June 2020

| Project Type                         | Conceptual            | Planning & Design + Construction |
|--------------------------------------|-----------------------|----------------------------------|
| Transportation                       | \$ 295,675,000        | \$ 229,791,422                   |
| New Public Schools & Additions       | 134,000,000           | 90,500,000                       |
| Water and Wastewater                 | 34,195,000            | 68,550,000                       |
| Industrial Sites and Parks           | 40,000,000            | -                                |
| School Renovations                   | 17,955,940            | 5,156,500                        |
| School-System-wide                   | 16,000,000            | -                                |
| Other Utilities                      | -                     | 15,950,000                       |
| Recreation                           | 8,877,216             | 5,586,218                        |
| Fire Protection                      | 3,800,000             | 1,000,000                        |
| Public Buildings                     | 2,600,000             | -                                |
| Public Health Facilities             | 1,720,000             | -                                |
| Solid Waste                          | 1,000,000             | -                                |
| Business District Development        | -                     | -                                |
| Community Development                | -                     | -                                |
| Housing                              | -                     | -                                |
| Law Enforcement                      | -                     | -                                |
| Libraries, Museums, & Historic Sites | -                     | -                                |
| Other Education                      | -                     | -                                |
| Other Facilities                     | -                     | -                                |
| Post-secondary Education             | -                     | -                                |
| Storm Water                          | -                     | -                                |
| <b>Total</b>                         | <b>\$ 555,823,156</b> | <b>\$ 416,534,140</b>            |



\*Total Estimated Cost = Conceptual + Planning & Design + Construction

## Multi-county

**Total Estimated Cost\* for Infrastructure Improvements**  
**\$2,537,807,516**

# TOP 3

### Transportation (in millions)

| Inventory Year | Est. Cost of Needs | Est. Cost of Completions |
|----------------|--------------------|--------------------------|
| 07             | 1000               | 0                        |
| 08             | 1100               | 0                        |
| 09             | 1200               | 0                        |
| 10             | 1400               | 0                        |
| 11             | 1400               | 0                        |
| 12             | 1400               | 0                        |
| 13             | 1400               | 0                        |
| 14             | 1300               | 0                        |
| 15             | 1900               | 180                      |

### Water and Wastewater (in millions)

| Inventory Year | Est. Cost of Needs | Est. Cost of Completions |
|----------------|--------------------|--------------------------|
| 07             | 20                 | 0                        |
| 08             | 30                 | 0                        |
| 09             | 40                 | 0                        |
| 10             | 50                 | 0                        |
| 11             | 50                 | 0                        |
| 12             | 50                 | 0                        |
| 13             | 50                 | 0                        |
| 14             | 50                 | 0                        |
| 15             | 450                | 0.8                      |

### Other Utilities (in millions)

| Inventory Year | Est. Cost of Needs | Est. Cost of Completions |
|----------------|--------------------|--------------------------|
| 07             | 10                 | 0                        |
| 08             | 15                 | 0                        |
| 09             | 20                 | 0                        |
| 10             | 20                 | 0                        |
| 11             | 25                 | 0                        |
| 12             | 30                 | 0                        |
| 13             | 30                 | 0                        |
| 14             | 30                 | 0                        |
| 15             | 110                | 3.5                      |

■ = Local  
■ = Regional (Serves Multiple Counties)

### Estimated Cost of Needed Infrastructure for Multi-county Five-year period July 2015 through June 2020

| Project Type                         | Conceptual              | Planning & Design + Construction |
|--------------------------------------|-------------------------|----------------------------------|
| Transportation                       | \$ 1,367,379,000        | \$ 521,831,663                   |
| Water and Wastewater                 | 19,600,000              | 408,926,829                      |
| Other Utilities                      | 7,275,000               | 97,970,000                       |
| Law Enforcement                      | 17,760,000              | 51,450,000                       |
| Recreation                           | 15,885,000              | 6,800,000                        |
| Public Buildings                     | 9,000,000               | 2,965,000                        |
| Post-secondary Education             | 1,930,000               | 8,755,539                        |
| Fire Protection                      | 158,000                 | -                                |
| Libraries, Museums, & Historic Sites | -                       | 121,485                          |
| Business District Development        | -                       | -                                |
| Community Development                | -                       | -                                |
| Housing                              | -                       | -                                |
| Industrial Sites and Parks           | -                       | -                                |
| New Public Schools & Additions       | -                       | -                                |
| Other Education                      | -                       | -                                |
| Other Facilities                     | -                       | -                                |
| Public Health Facilities             | -                       | -                                |
| School Renovations                   | -                       | -                                |
| School-System-wide                   | -                       | -                                |
| Solid Waste                          | -                       | -                                |
| Storm Water                          | -                       | -                                |
| <b>Total</b>                         | <b>\$ 1,438,987,000</b> | <b>\$ 1,098,820,516</b>          |

\*Total Estimated Cost = Conceptual + Planning & Design + Construction