
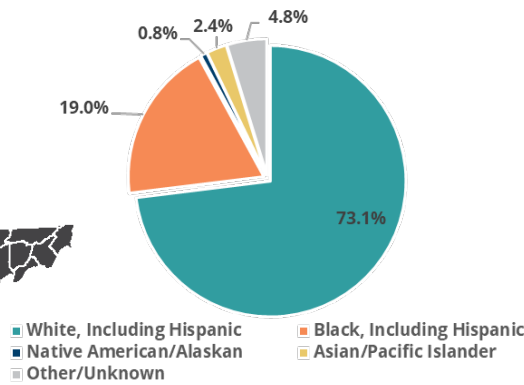


TENNESSEE

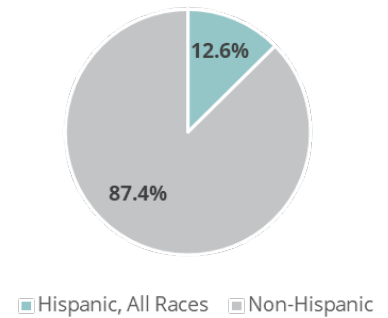
Population Under 18: 22%



Child Population by Race



Child Population by Hispanic Ethnicity



Published July 2024

ECONOMIC WELL-BEING

Previous Percent/Rate

Children living in poverty 17.8%
2022

18.4%

Severe housing cost burden 7.8%
2018-2022

11.9%

Child care cost burden 40.9%
FY2022-23

27.9%

EDUCATION

Previous Percent/Rate

3rd to 8th grade reading proficiency 37.6%
2023-24

36.6%

3rd to 8th grade math proficiency 39.7%
2023-24

39.7%

Youth graduating high school on time 90.6%
2022-23

89.9%

HEALTH

Previous Percent/Rate

Kindergarten full immunization series 93.5%
2022-23

93.9%

Children who lack health insurance 4.6%
2021

6.0%

Babies born at a low birth weight 9.1%
2020-2022

9.1%

FAMILY & COMMUNITY

Previous Percent/Rate

Youth Crime Rate Per 1,000 58.4
2022

57.8

Children who are chronically absent 20.3%
2022-23

20.3%

Victims of abuse or neglect per 1,000 9.8
FY2022-23

9.9