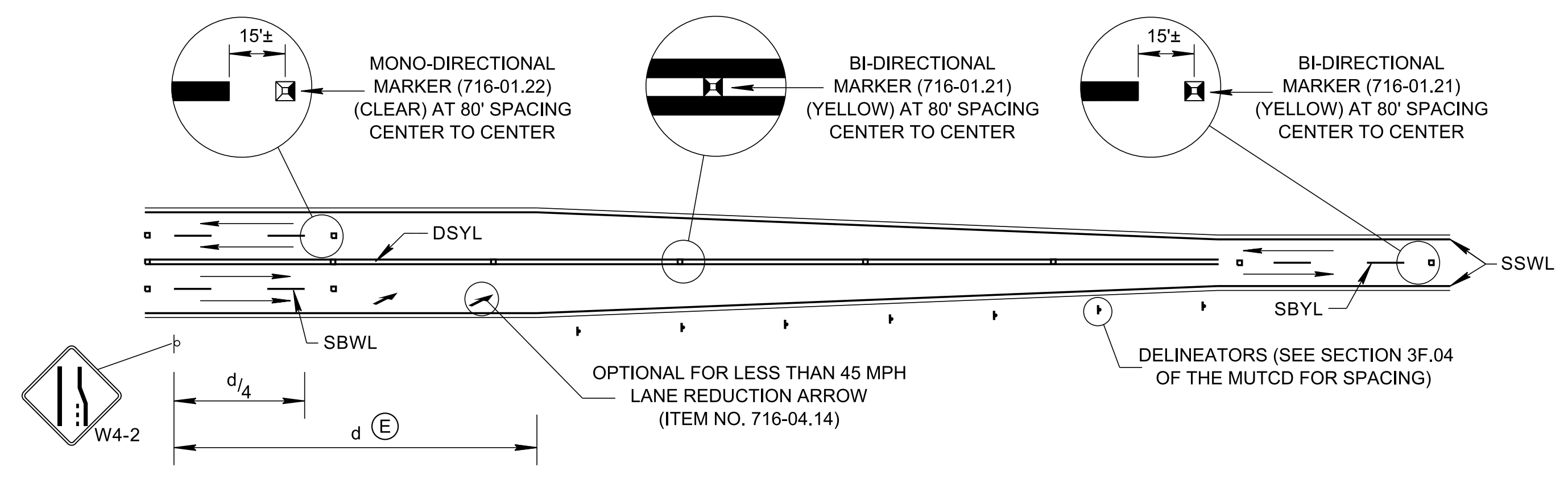
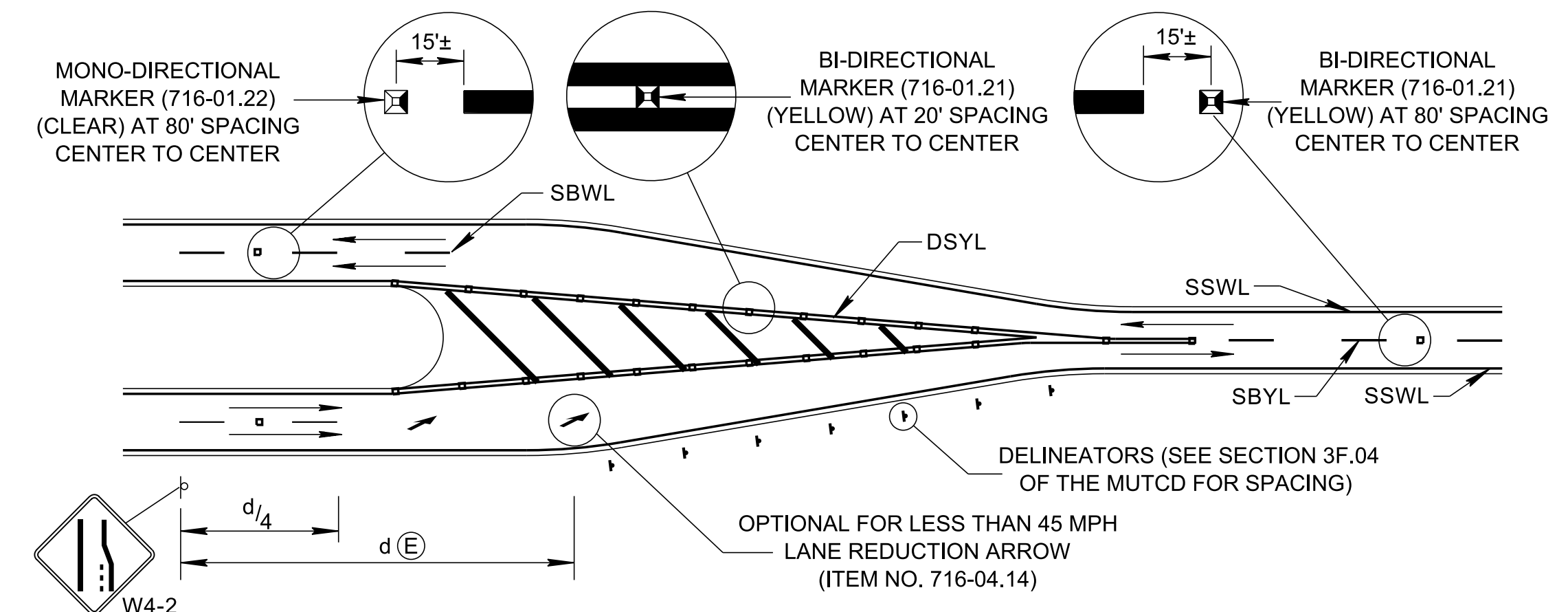


1/9/2024 9:01:48 AM P:\StandDraw\DESIGN STANDARDS\Standards Drawings\Standard Roadway Drawings - CURRENT\In Progress\10-108.00 Design - Traffic Control IP\108.01 Pavements Markings IP\TM2-20240109.dgn

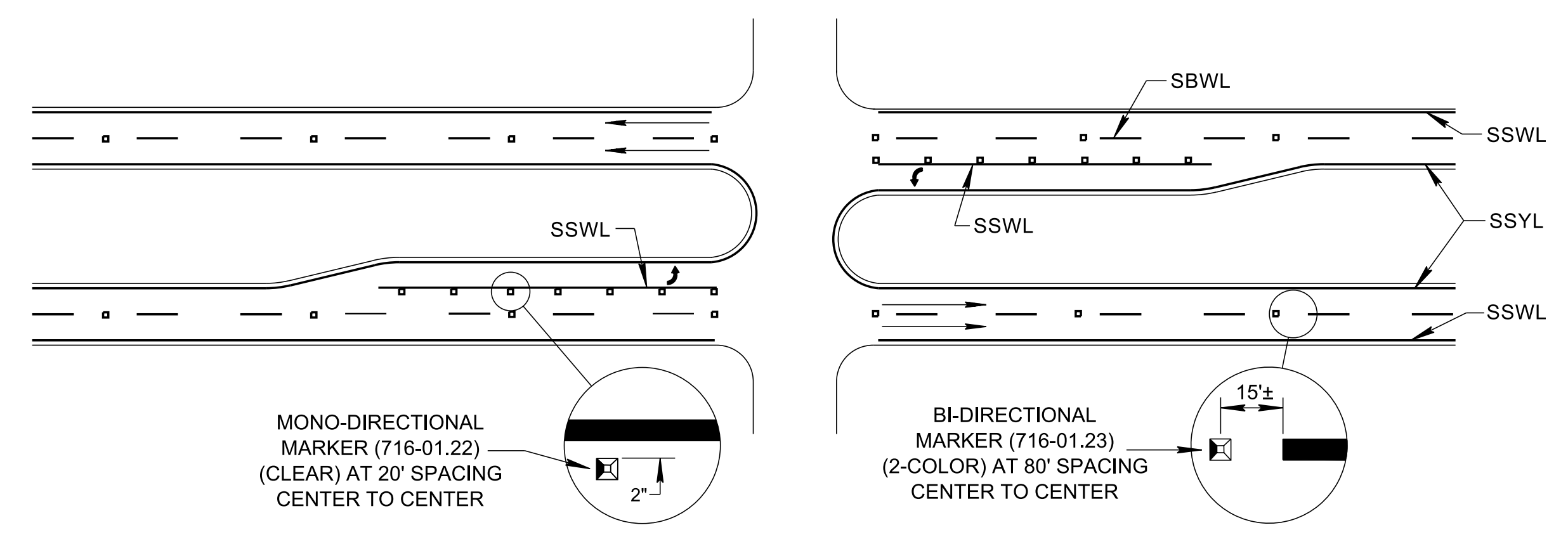


**TRANSITION FROM FOUR-LANE TO TWO-LANE**

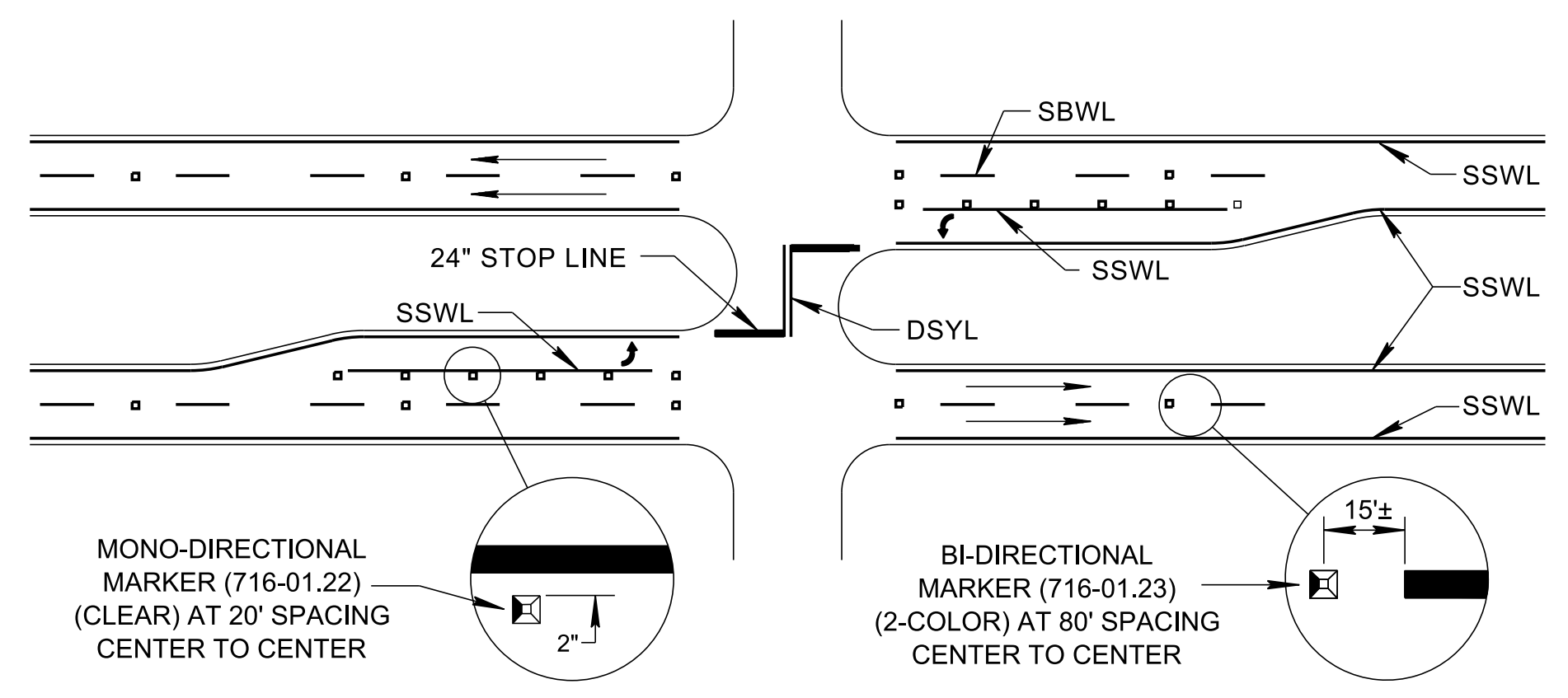


**TRANSITION FROM FOUR-LANE MEDIAN DIVIDED TO TWO-LANE SYMMETRICAL ABOUT CENTERLINE**

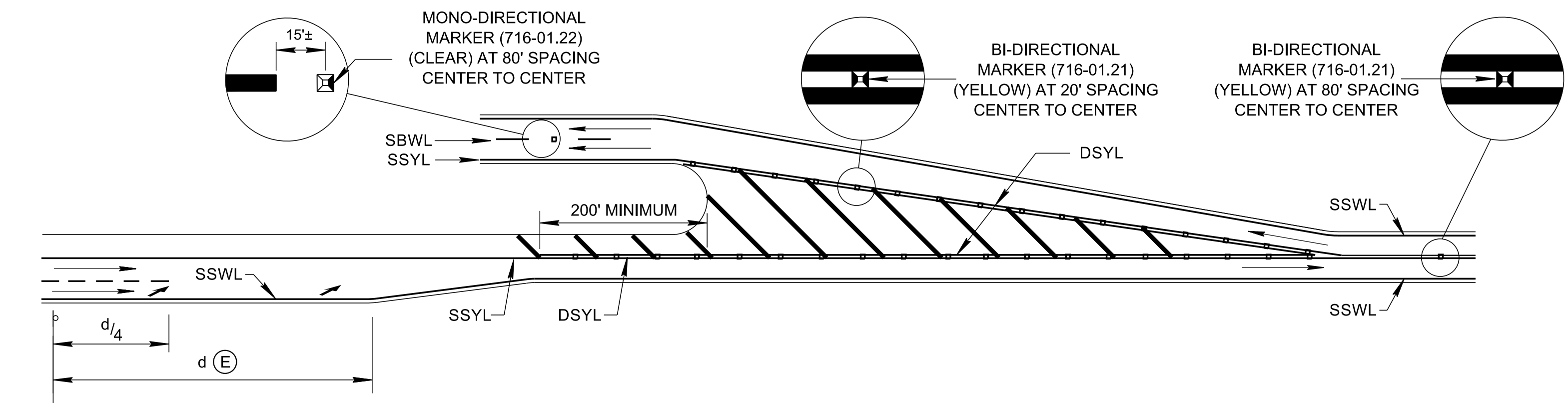
SIMILAR FOR MULTI-LANE WITH TWO WAY LEFT TURN LANE TO TWO-LANE



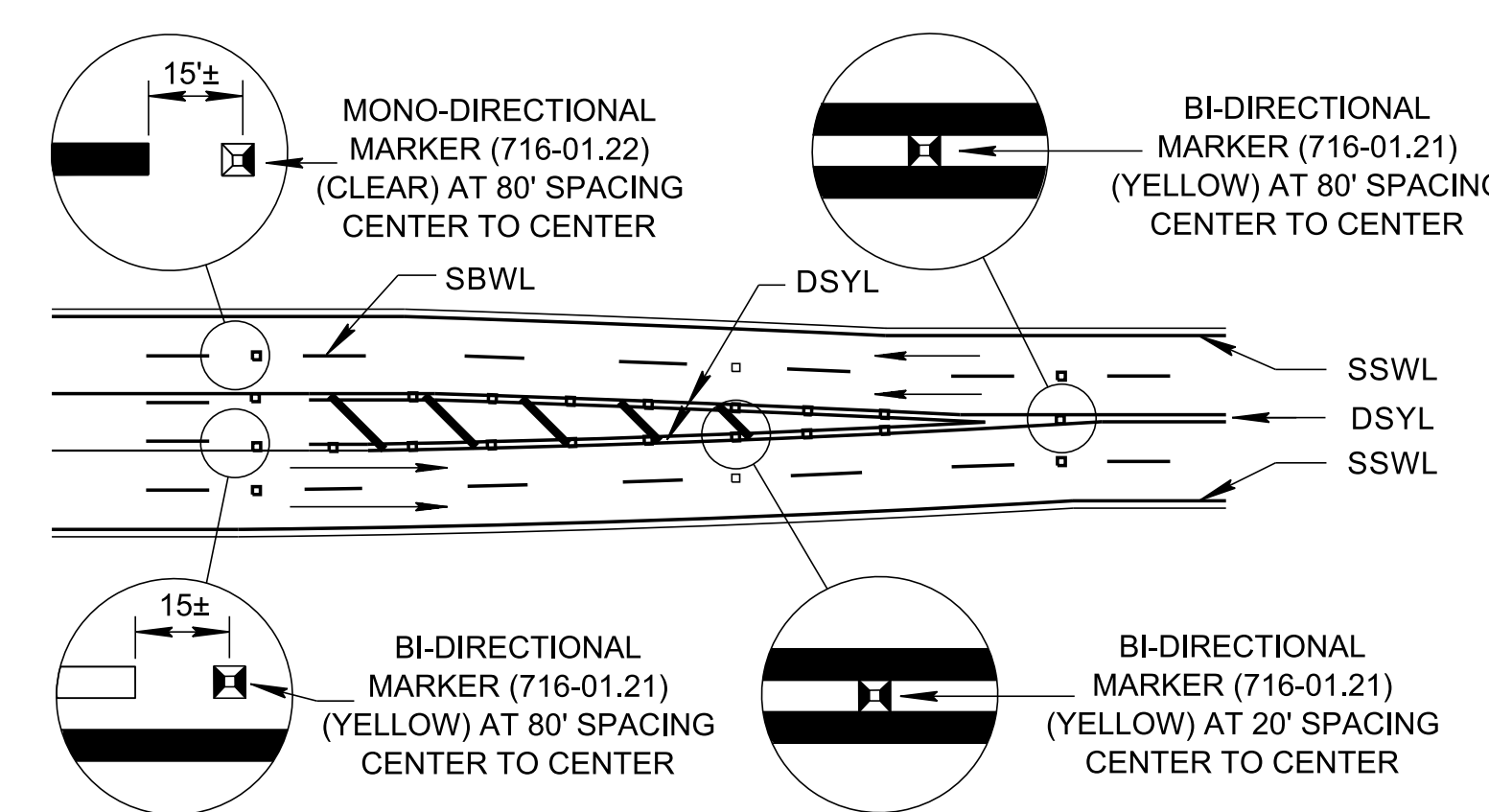
**TYPICAL MULTI-LANE WITH TURN LANE MEDIAN WIDTH LESS THAN 30 FEET**



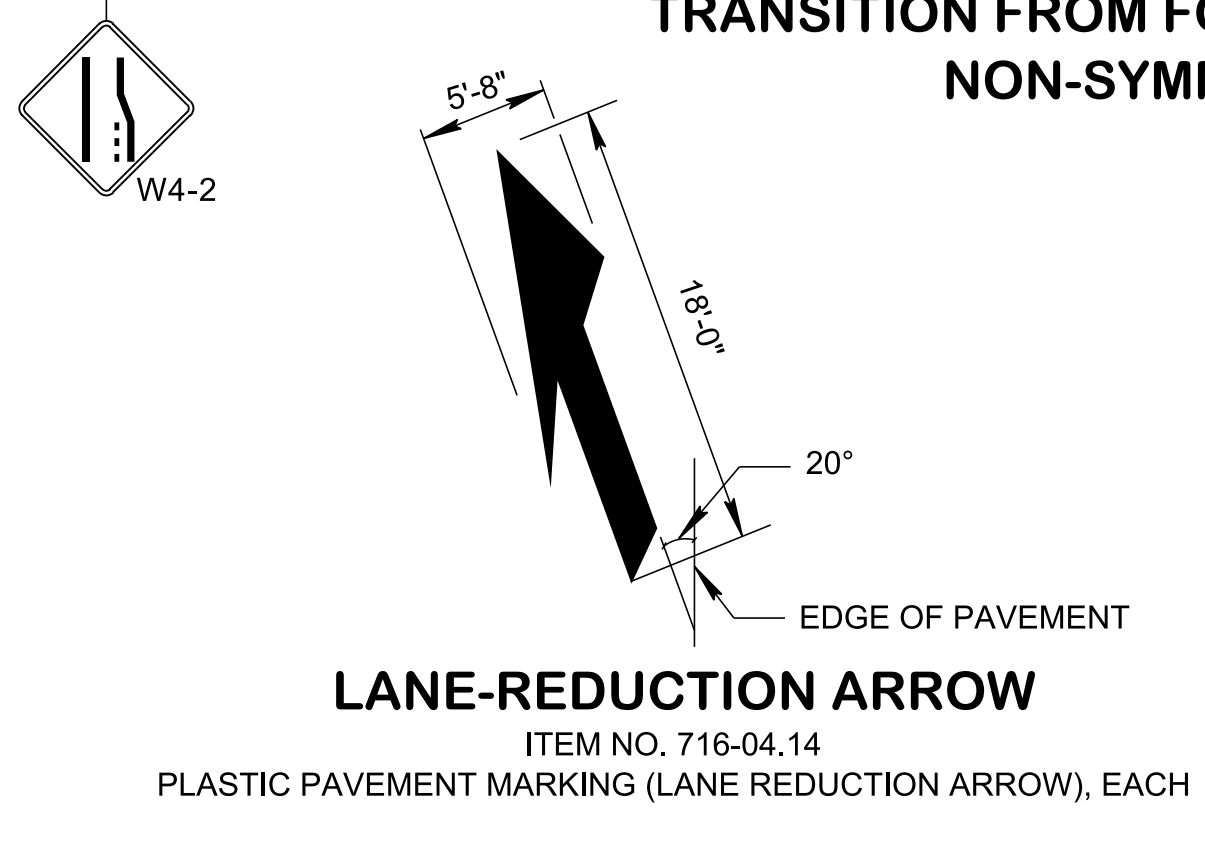
**TYPICAL MULTI-LANE WITH TURN LANE MEDIAN WIDTH EQUAL TO OR GREATER THAN 30 FEET**



**TRANSITION FROM FOUR-LANE MEDIAN DIVIDED TO TWO-LANE NON-SYMMETRICAL ABOUT CENTERLINE**



**TRANSITION FROM MULTI-LANE WITH TWO WAY LEFT TURN LANE TO FOUR-LANE**



**LANE-REDUCTION ARROW**  
ITEM NO. 716-04.14  
PLASTIC PAVEMENT MARKING (LANE REDUCTION ARROW), EACH

MARKING ABBREVIATIONS	
SSWL- SINGLE SOLID WHITE LINE	DBYL- DOUBLE BROKEN YELLOW LINE
SSYL- SINGLE SOLID YELLOW LINE	DWL- DOTTED WHITE LINE
SBWL- SINGLE BROKEN WHITE LINE	DYL- DOTTED YELLOW LINE
SBYL- SINGLE BROKEN YELLOW LINE	HWL- HASHED WHITE LINE
DSYL- DOUBLE SOLID YELLOW LINE	HYL- HASHED YELLOW LINE

GENERAL NOTES	
(A)	EDGE LINES ARE NOT REQUIRED FOR PAVEMENT WIDTH LESS THAN 16 FEET OR ON CURB AND GUTTER SECTIONS UNLESS SPECIFIED IN PLANS.
(B)	SEE STANDARD DRAWING NOS. T-M-3 AND T-M-4 FOR CHANNELIZATION MARKING AND INTERSECTION MARKING DETAILS.
(C)	PAVEMENT MARKERS ARE REQUIRED ONLY WHEN SPECIFIED IN THE PLANS.
(D)	SEE STD. DWG. T-S-11 FOR DETAILS OF DELINEATORS.
(E)	SEE TABLE 2C-4 OF PART 2 OF THE MANUAL ON UNIFORM TRAFFIC DEVICES (MUTCD) FOR GUIDELINES FOR ADVANCE PLACEMENT OF WARNING SIGNS DISTANCE d.

- REV. 2-22-88: ADDED EDGE LINES, NOTES, AND DETAILS FOR TRANSITION MARKING. CHANGED SHEET TITLE AND DRAWING NO. FROM T-M-8 TO T-M-2. ADDED DETAILS ON RIGHT OF SHEET.
- REV. 3-20-91: REDREW SHEET. CHANGED TYPE 2 PAVEMENT MARKERS (CLEAR) TO MONO-DIRECTIONAL PAVEMENT MARKERS (CLEAR) AND TYPE 1 PAVEMENT MARKERS (YELLOW) TO BI-DIRECTIONAL MARKERS (YELLOW).
- REV. 10-26-92: ADDED GENERAL NOTE (C).
- REV. 12-18-93: ADDED EDGE LINES INSIDE MEDIAN CROSSOVERS FOR MEDIAN WIDTHS LESS THAN 44 FEET.
- REV. 1-19-94: CHANGED WIDTH CRITERION FOR MEDIAN WIDTH FROM 44 FEET TO 64 FEET.
- REV. 1-19-96: CHANGED DETAIL ON LEFT BOTTOM OF SHEET.
- REV. 4-15-04: CHANGED W4-2 SIGNS AND FOOTNOTE (1) TO COMPLY WITH 2003 MUTCD.
- REV. 9-5-04: CHANGED FOOTNOTE (1) TO COMPLY WITH 2003 MUTCD.
- REV. 11-1-11: ADDED DELINEATORS WITH NOTE AND LANE REDUCTION ARROWS WITH NOTE. ADDED PAY ITEM 716-04.14 AND GENERAL NOTE (D).
- REV. 1-12-12: CHANGED SNOW PLOWABLE MARKERS FROM MONO-DIRECTIONAL TO BI-DIRECTIONAL 2-COLOR.
- REV. 1-15-13: UPDATED MEDIAN DETAILS.
- REV. 7-24-14: ADDED PAVEMENT MARKING TABLE.
- REV. 7-5-17: ADDED ITEM NO'S TO BLOW-UP DETAIL DESCRIPTIONS. CORRECTED STD. DWG. NO. IN GENERAL NOTE (D).
- REV. 08-02-18: REVISED BI-DIRECTIONAL 2-COLOR SNOW PLOWABLE MARKER TO 20' SPACING ON DETAIL FOR TYPICAL MULTI-LANE WITH TURN LANE MEDIAN WIDTH LESS THAN 30 FEET AND TYPICAL MULTI-LANE WITH TURN LANE MEDIAN WIDTH EQUAL TO OR GREATER THAN 30 FEET. REDREW SHEET.
- REV. 06-28-19: REMOVED PAVEMENT MARKING TABLE AND REDREW SHEET.
- REV. 01-09-24: REVISED DIRECTIONAL SNOW PLOWABLE MARKERS ON TYPICAL MULTI-LANE WITH TURN LANE DRAWINGS.

MINOR REVISION -- FHWA APPROVAL NOT REQUIRED

STATE OF TENNESSEE  
STANDARD DRAWING  
DEPARTMENT OF TRANSPORTATION

DETAILS OF PAVEMENT MARKINGS FOR CONVENTIONAL ROADS

T-M-2

NOT TO SCALE