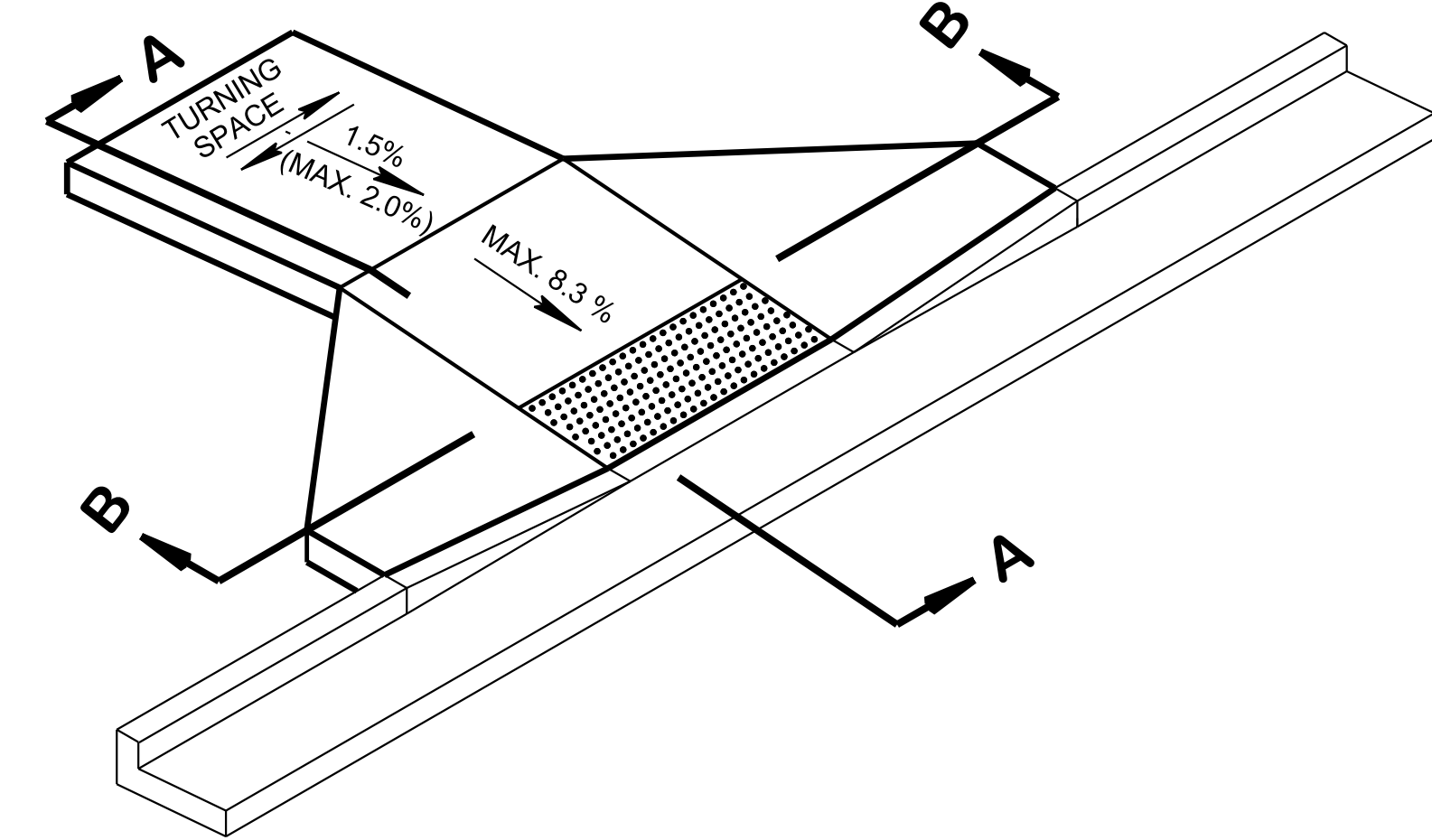
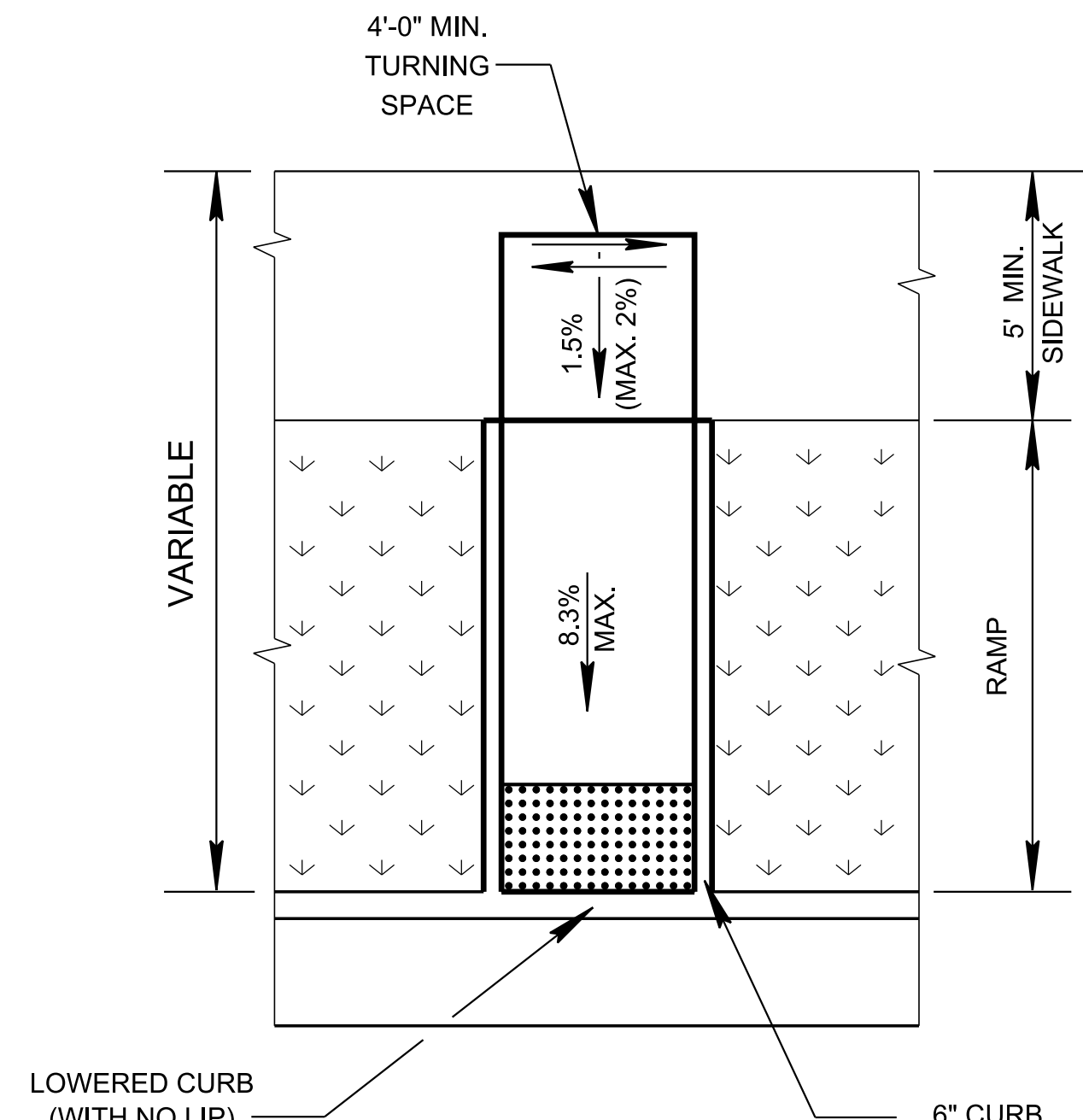


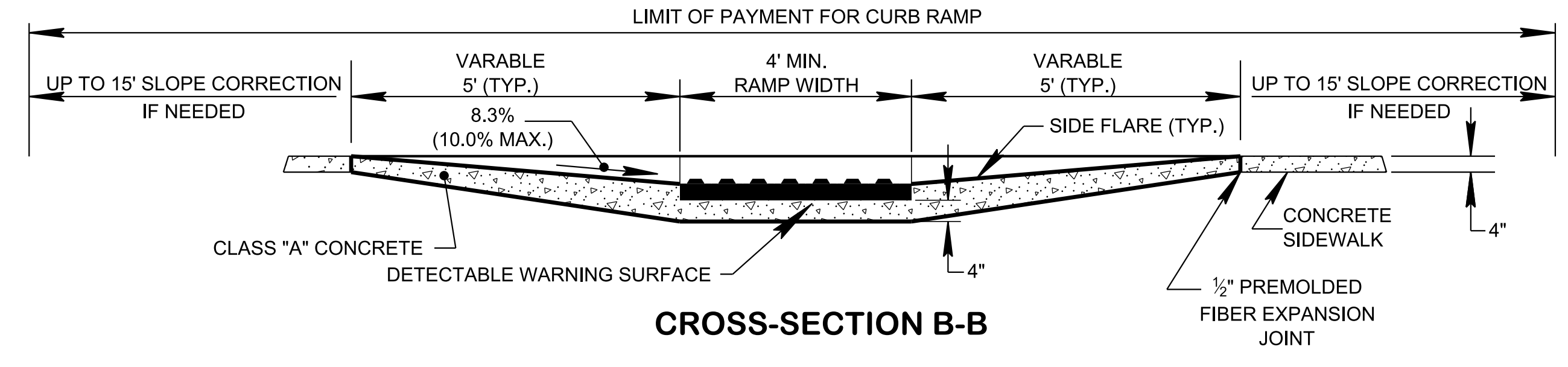
**PERPENDICULAR CURB RAMP
PLAN VIEW**



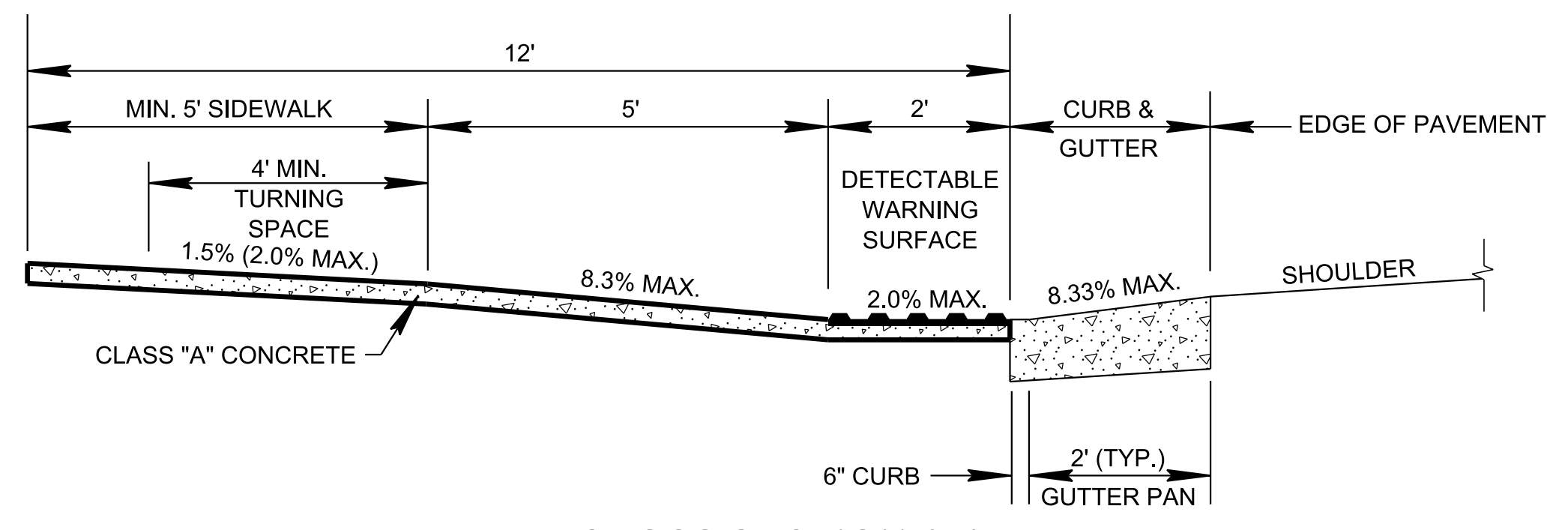
**ISOMETRIC VIEW
CURB RAMP WITH GUTTER DETAIL**



**CURB RAMP WITH
RETURNED CURB**



CROSS-SECTION B-B



**CROSS SECTION A-A
(SHOWN 30° CURB AND GUTTER TRANSITION)**

AT LOCATIONS WHERE THE GUTTER PAN DOES NOT EXIST AND 2 FEET OF FLAT SURFACE MAY BE ELIMINATED, THE ALGEBRAIC DIFFERENCE IN GRADE AT THE CURB RAMP/STREET INTERFACE SHALL NOT EXCEED 11%.

GENERAL NOTES

(A) PERPENDICULAR CURB RAMPS TO BE USED WHEN TOTAL SIDEWALK OR SIDEWALK AND GRASS STRIP WIDTH IS 12' OR GREATER, SEE STD. DWG. MM-CR-5 FOR PERPENDICULAR CURB RAMP IN CURVE, AND SEE STD. DWG. MM-CR-6 FOR PERPENDICULAR CURB RAMP PLACED OUTSIDE CURVE. PERPENDICULAR CURB RAMP MINIMUM DIMENSION SHOWN FOR 6" VERTICAL CURB.

(B) CURB SHALL BE FLUSH ACROSS ENTIRE WIDTH OF CURB RAMP. DETECTABLE WARNING SURFACES SHALL EXTEND 2' IN THE DIRECTION OF PEDESTRIAN TRAVEL. AT CURB RAMPS AND BLENDED TRANSITIONS, DETECTABLE WARNING SURFACES SHALL EXTEND THE FULL WIDTH OF THE RAMP RUN (EXCLUDING ANY FLARED SIDES), BLENDED TRANSITION, OR TURNING SPACE. SEE STD. DWG. MM-CR-1 FOR DETECTABLE WARNING SURFACE DETAILS.

(C) DESIGN / CONSTRUCTION MODIFICATIONS MAY BE REQUIRED FOR CURB RAMPS TO BE INSTALLED ALONG A ROADWAY WITH LONGITUDINAL GRADES EXCEEDING 5%. ENGINEER SHOULD BE NOTIFIED FOR ASSESSMENT IF THE CURB RAMP SIDE FLARES EXCEED 10' IN LENGTH DUE TO THE LONGITUDINAL GRADE.

(D) PAYMENT:
NEW:
ALL COSTS OF INSTALLING CURB RAMP(S), INCLUDING DETECTABLE WARNING SURFACE(S) IN NEWLY CONSTRUCTED SIDEWALK AREAS, SHALL BE PAID BY ITEM NO. 701-02.03, CONCRETE CURB RAMP, PER SQUARE FOOT.
PAYMENT SHALL INCLUDE ALL MATERIALS, EQUIPMENT, AND LABOR NECESSARY FOR CONSTRUCTION OF THE CURB RAMP(S), INCLUDING INSTALLATION OF DETECTABLE WARNING SURFACE(S).
RETROFIT:
ALL COSTS OF INSTALLING CURB RAMP(S), INCLUDING DETECTABLE WARNING SURFACE(S) IN EXISTING SIDEWALK AREAS, REMOVAL OF THE EXISTING SIDEWALK, AND ADJUSTMENT OF GUTTER PAN SLOPE, SHALL BE PAID BY ITEM NO. 701-02.01, CONCRETE CURB RAMP (RETROFIT), PER SQUARE FOOT.
PAYMENT SHALL INCLUDE ALL MATERIALS, EQUIPMENT, AND LABOR INSTALLATION OF CURB RAMP(S), INCLUDING INSTALLATION OF DETECTABLE WARNING SURFACE(S).
COST OF CURB AND GUTTER TO BE INCLUDED IN THE PRICE OF ITEM NO. 702-01, CONCRETE CURB, PER C. Y. OR ITEM NO. 702-03, CONCRETE COMBINED CURB & GUTTER, PER C. Y.

(E) WHERE NEW CURB RAMP CONDITIONS DO NOT MEET EXISTING SIDEWALK, THE DESIGNER SHALL ADD ADDITIONAL QUANTITY FOR 15 FEET OF SIDEWALK MODIFICATION TO TIE TO THE EXISTING GRADE.

(F) SIGNALIZED INTERSECTIONS WITH SIDEWALK SHALL HAVE PEDESTRIAN SIGNAL HEADS AND PUSHBUTTONS. ALL ACCESSIBLE PEDESTRIAN SIGNAL (APS) PUSHBUTTONS SHALL BE ALIGNED WITH THE DIRECTION OF THE RAMP. SEE TDOT TRAFFIC DESIGN MANUAL FOR DETAILS.

(G) FOR ADDITIONAL SIDEWALK DETAILS AND IF MAILBOXES ARE REMOVED DURING INSTALLATION OF THE CURB RAMP, PROVIDE A 12" X 12" OPENING BEHIND THE CURB. SEE STD. DWG. MM-SW-1.

(H) IF GRASS STRIP IS INSTALLED, THE SIDE FLARES MAY BE OMITTED AND A RETURNED CURB OPTION MAY BE USED.

(I) DESIRABLE SIDEWALK CROSS SLOPE IS 1.5%, ABSOLUTE MAXIMUM IS 2.0%.

(J) SURFACE TEXTURE TO BE OBTAINED BY A COARSE BROOMING TRANSVERSE TO THE SLOPE OF CURB RAMP.

(K) SEE STD. DWG. T-M-4 FOR CROSSWALK MARKING DETAILS.

(Replaced Std Dwg RP-H-4)
**STATE OF TENNESSEE
STANDARD
DRAWING
DEPARTMENT OF TRANSPORTATION**

**PERPENDICULAR
CURB RAMP**

2/14/2019 9:43:39 AM C:\Users\jj00547\Desktop\TDOT Multimodal Drawing Update\MMCR2-20190107.dgn

NOT TO SCALE