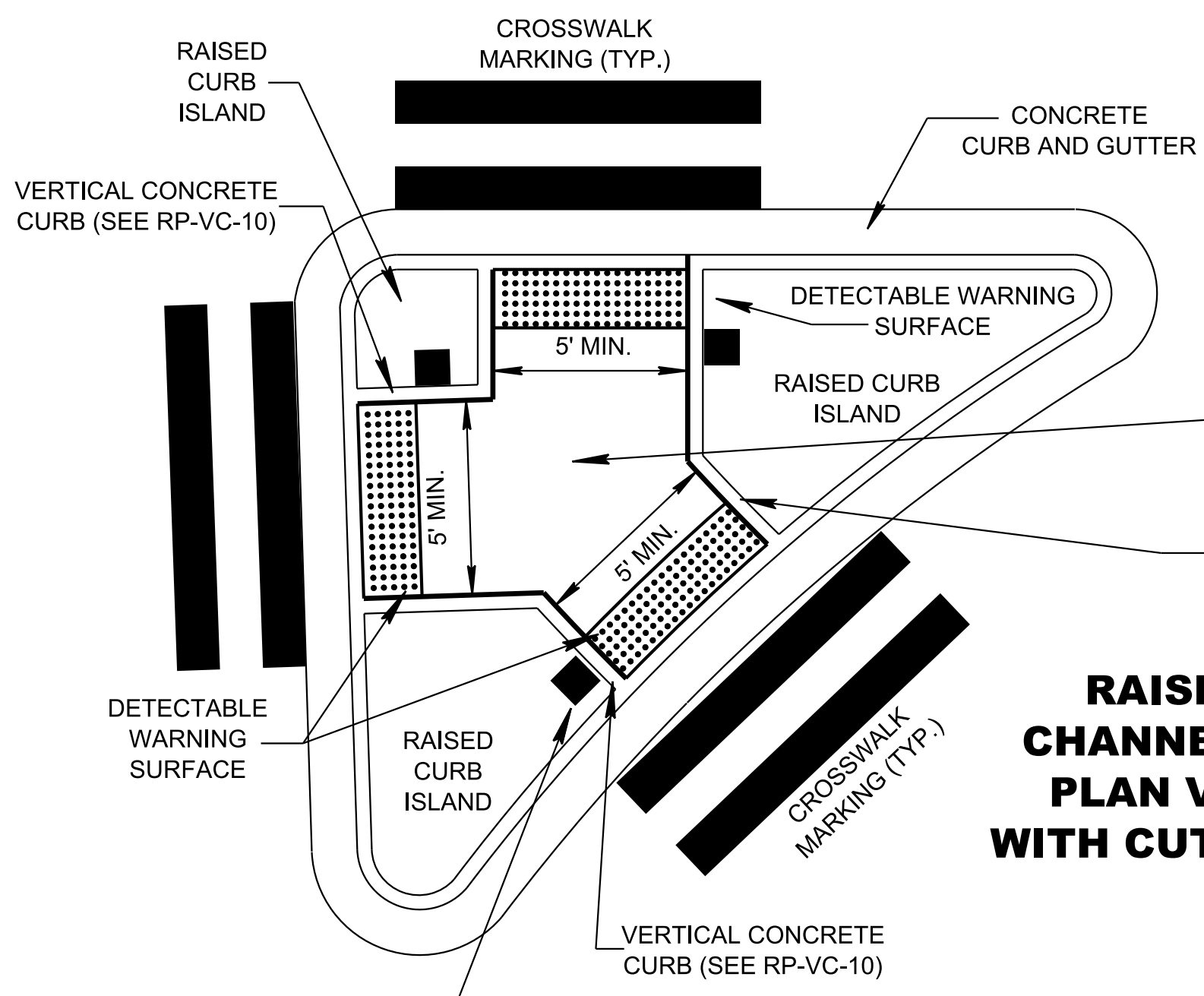


LEGEND

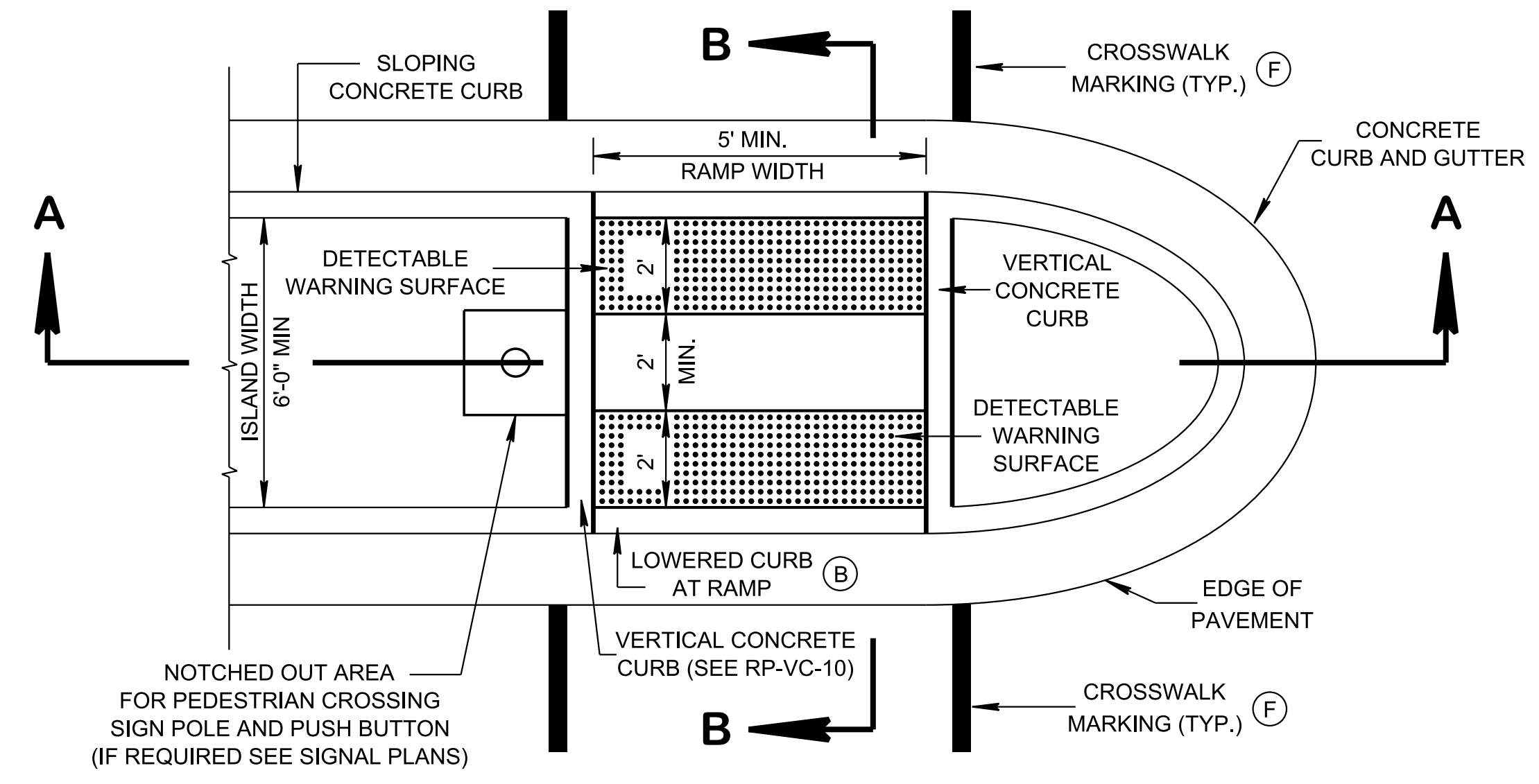
DIMENSION VARIES RELATIVE TO LONGITUDINAL ROADWAY GRADE, 8.3% (10.0% MAX.)

DENOTES: APPROXIMATE PEDESTRIAN PUSHBUTTON LOCATION FOR SIGNALIZED INTERSECTIONS

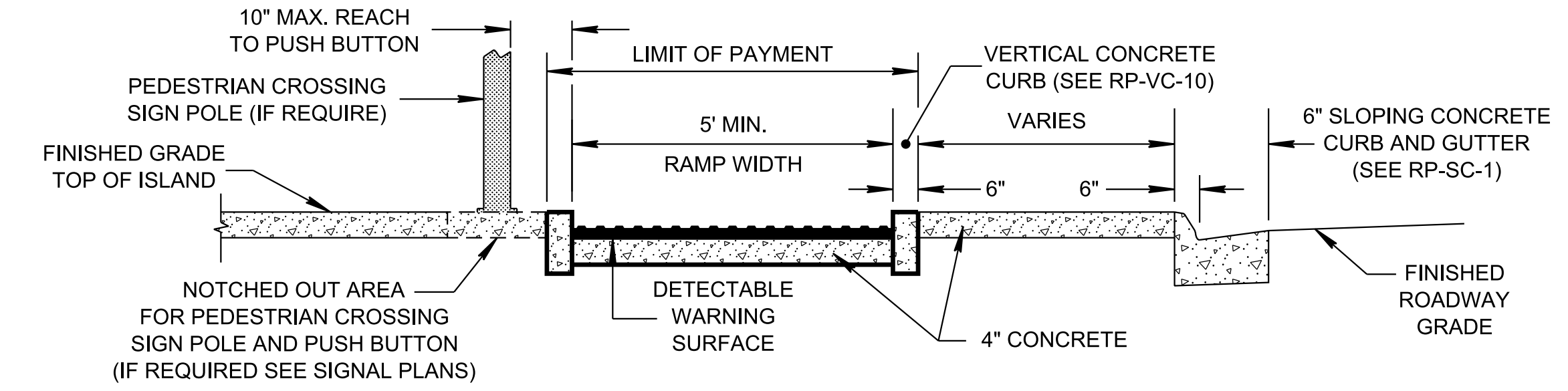


RAISED RIGHT TURN CHANNELIZATION ISLAND PLAN VIEW ALTERNATE WITH CUT-THRU CURB RAMP

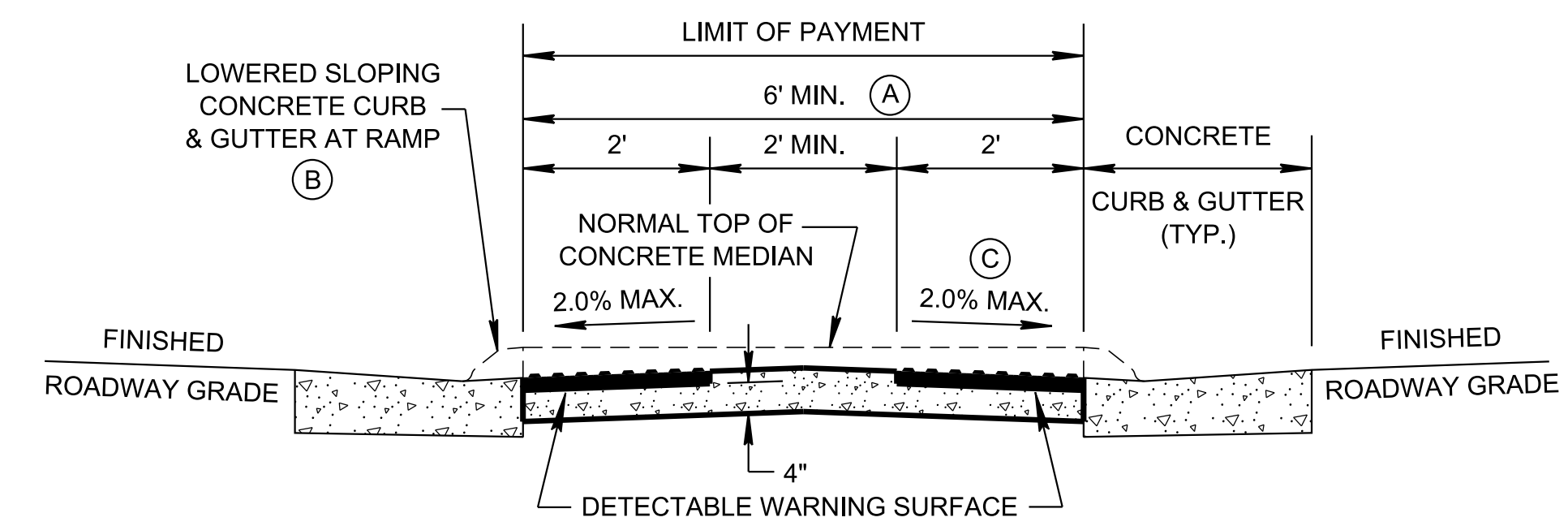
A MINIMUM LEVEL (MAX. 2%) TURNING SPACE (LANDING) OF 5'-0" X 5'-0" SHALL BE PROVIDED FOR ALL DIRECTIONS OF APPROACH AND SHALL NOT EXTEND IN TO THE DETECTABLE WARNING SURFACES.



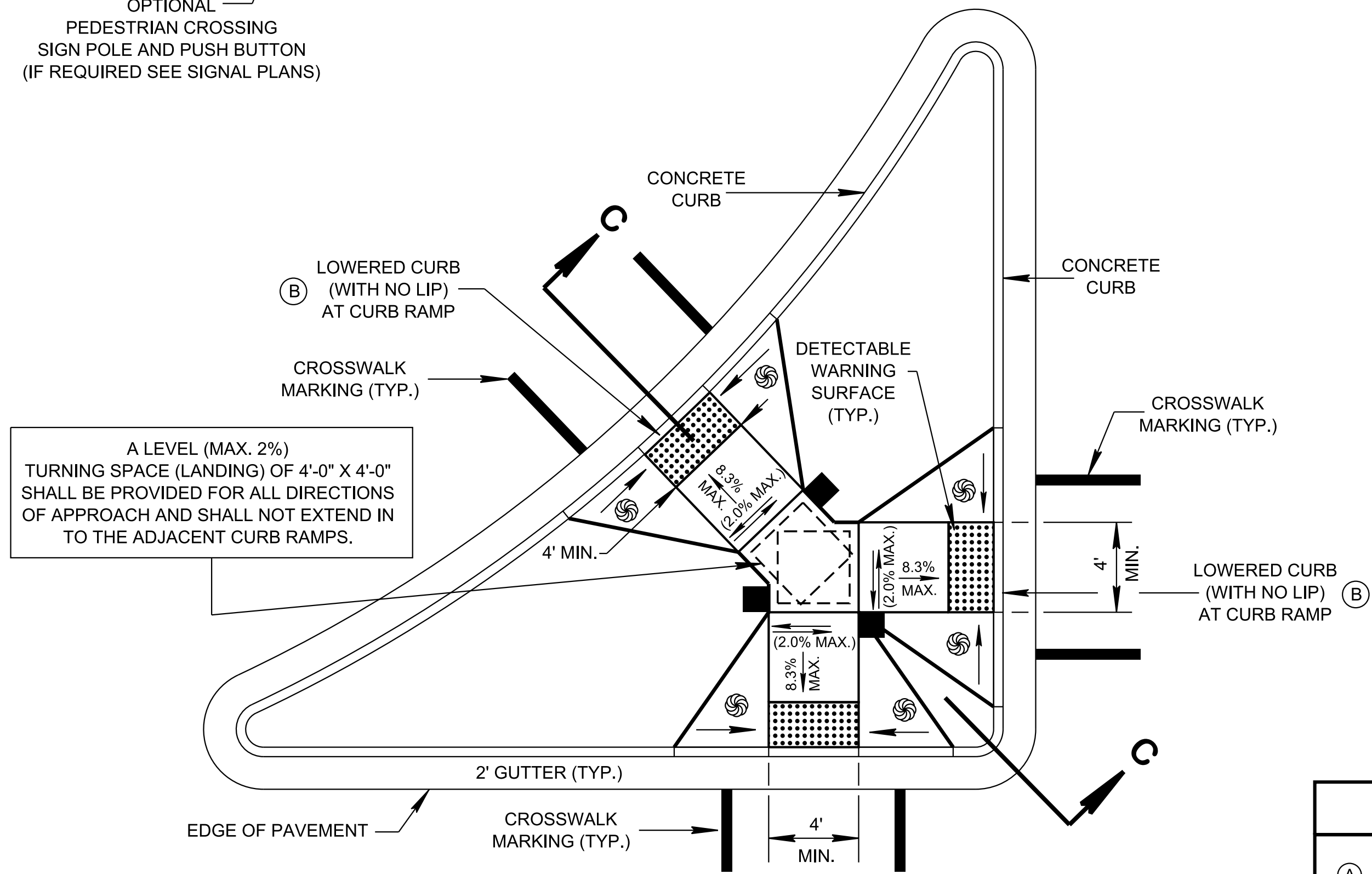
MEDIAN REFUGE PLAN VIEW



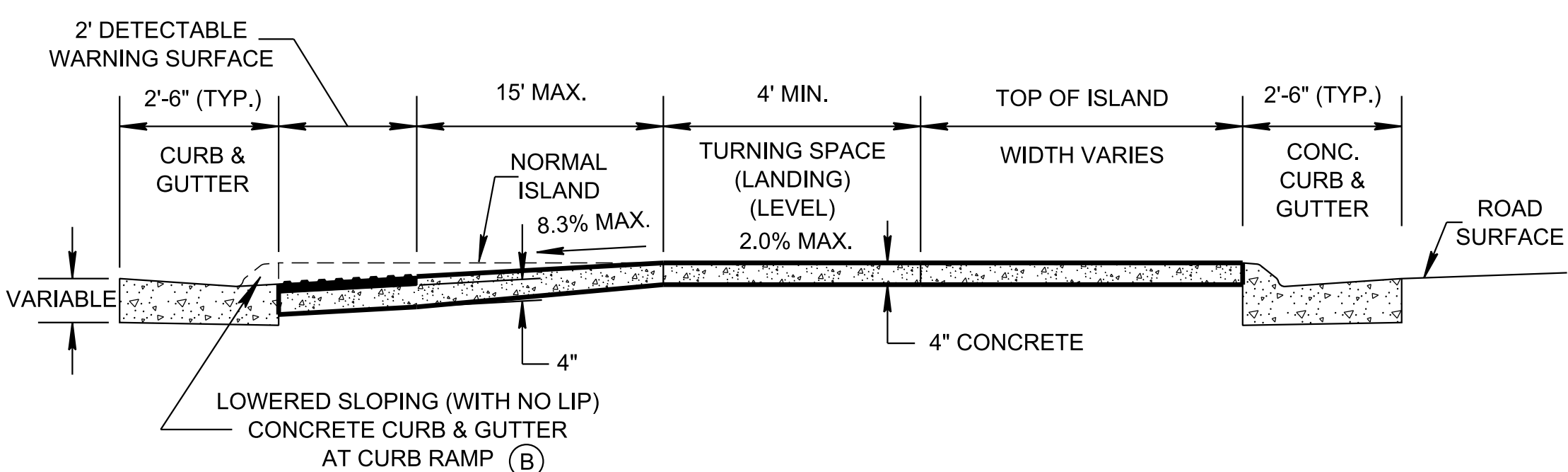
MEDIAN REFUGE SECTION A-A



MEDIAN REFUGE SECTION B-B



RAISED RIGHT TURN CHANNELIZATION ISLAND PLAN VIEW



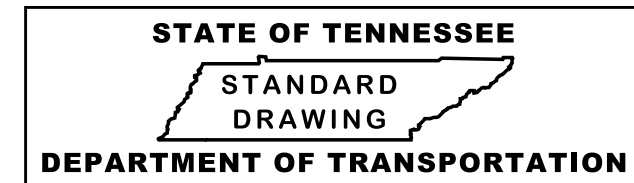
SECTION C-C

NOT TO SCALE

GENERAL NOTES

- (A) IF THE MEDIAN IS LESS THAN 6' WIDE, THE AREA IS NOT A PEDESTRIAN REFUGE AND NO DETECTABLE WARNING SURFACES ARE REQUIRED.
 - (B) CURB SHALL BE LOWERED ACROSS ENTIRE WIDTH OF RAMP.
 - (C) THE GRADE OF THE MEDIAN REFUGE SHOULD NOT EXCEED 5%.
 - (D) FOR ADDITIONAL DETAILS AND OTHER INFORMATION NOT SHOWN ON THIS DRAWING, SUCH AS LIMITS OF PAYMENT, SEE STD. DWG. MM-CR-2.
 - (E) FOR DETECTABLE WARNING SURFACE DETAILS, SEE STD. DWG. MM-CR-1.
 - (F) FOR CROSSWALK MARKING DETAILS, SEE STD. DWG. T-M-4.
 - (G) THE 5'-0" MIN. CURB RAMP WIDTH IS APPLICABLE FOR CUT-THRU MEDIANS AND PEDESTRIAN ISLAND REFUGES ONLY, OTHERWISE 4'-0" MIN. CURB RAMP WIDTH MAY BE USED.
 - (H) PAYMENT:
COST OF CURB AND GUTTER TO BE INCLUDED IN THE PRICE OF ITEM NO. 702-01, CONCRETE CURB, PER C. Y. OR ITEM NO. 702-03, CONCRETE COMBINED CURB & GUTTER, PER C. Y.
- NEW CURB RAMPS:
ALL COSTS OF INSTALLING CURB RAMP(S), INCLUDING TRUNCATED DOME SURFACE(S) IN NEWLY CONSTRUCTED SIDEWALK AREAS, SHALL BE PAID BY ITEM NO. 701-02.03, CONCRETE CURB RAMP, PER SQUARE FOOT.
- PAYMENT SHALL INCLUDE ALL MATERIALS, EQUIPMENT, AND LABOR NECESSARY FOR CONSTRUCTION OF THE CURB RAMP(S), INCLUDING INSTALLATION OF DETECTABLE WARNING SURFACE(S).
- CURB RAMPS (RETROFIT):
ALL COSTS OF INSTALLING CURB RAMP(S), INCLUDING TRUNCATED DOME SURFACE(S) IN EXISTING SIDEWALK AREAS, REMOVAL OF THE EXISTING SIDEWALK, AND ADJUSTMENT OF GUTTER PAN SLOPE, SHALL BE PAID BY ITEM NO. 701-02.01, CONCRETE CURB RAMP (RETROFIT), PER SQUARE FOOT.
- PAYMENT SHALL INCLUDE ALL MATERIALS, EQUIPMENT, AND LABOR INSTALLATION OF CURB RAMP(S), INCLUDING INSTALLATION OF DETECTABLE WARNING SURFACE(S).

(Replaced Std Dwg RP-H-6)



PEDESTRIAN REFUGE

2/28/2019 9:56:59 AM C:\Users\jj00547\OneDrive\Desktop\DOT Multimodal Drawing Update\MMCR4-20190107.dgn