

GENERAL NOTES:

SPECIFICATIONS: STANDARD ROAD AND BRIDGE SPECIFICATIONS OF THE TENNESSEE DEPARTMENT OF TRANSPORTATION (CURRENT EDITION).

CONCRETE: SHALL BE CLASS 'A' FC-3,000 P.S.I. SEE STANDARD SPECIFICATIONS.

DESIGN SPECIFICATION: AASHTO (CURRENT EDITION) WITH ADDENDA.

DETAILS OF THE GUARDRAIL: SHALL CONFORM TO STANDARD DRAWING S-GR-SERIES, EXCEPT FOR DETAILS SHOWN ON THIS SHEET.

PROFILE OF GUARDRAIL AND PARAPET: SHALL CONFORM TO ROADWAY GRADE.

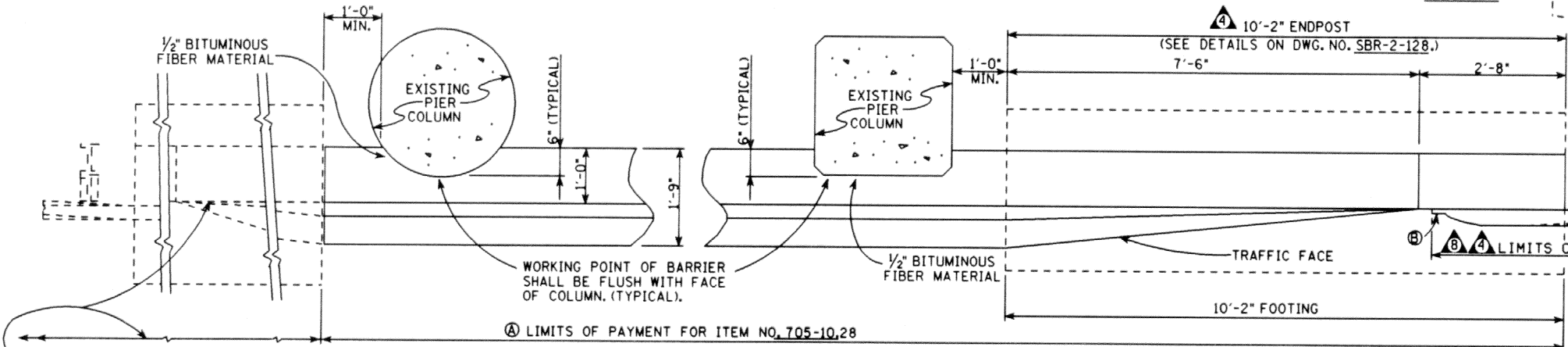
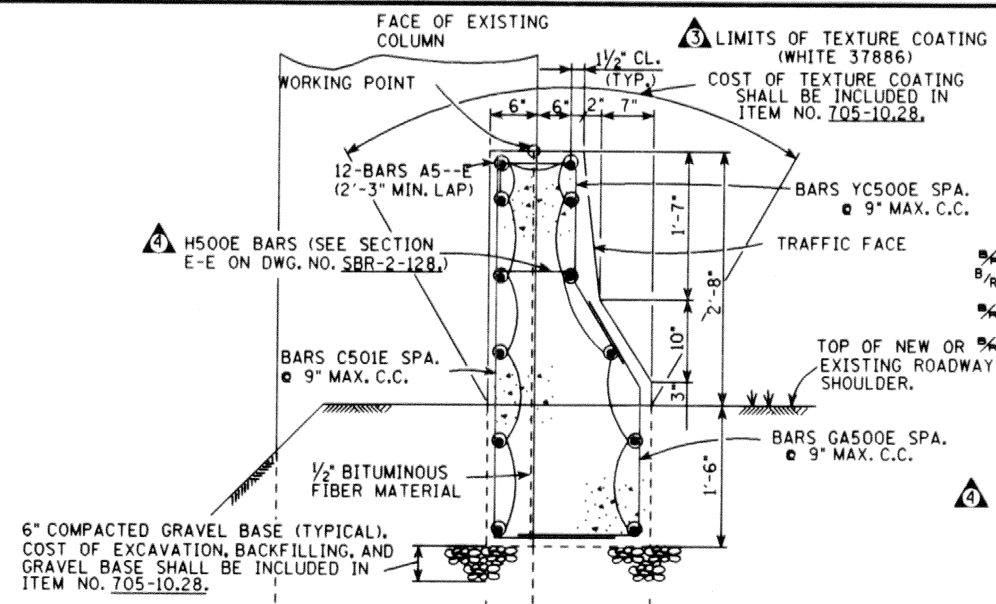
REINFORCING STEEL: SEE STANDARD SPECIFICATIONS.

FINISHING CONCRETE SURFACES: A CLASS I FINISH FOLLOWED BY AN APPLIED TEXTURE FINISH SHALL BE USED IN LIEU OF A CLASS II FINISH. SEE STANDARD SPECIFICATIONS. THE COLOR OF THE FINISH SHALL BE SIMILAR TO WHITE, FEDERAL SPECIFICATION NO. 37886, FEDERAL COLOR NO. 595a, AND A COLOR SAMPLE SHALL BE SUBMITTED TO THE ENGINEER FOR APPROVAL. PAYMENT FOR THE APPLIED TEXTURE FINISH SHALL BE UNDER ITEM NO. 705-10.28.

GRAVEL BASE: FOR COMPACTED GRAVEL BASE SEE SECTION 903.05 OF THE STANDARD SPECIFICATIONS. THE AGGREGATE SHALL CONFORM TO SIZE 68, 7 OR 8.

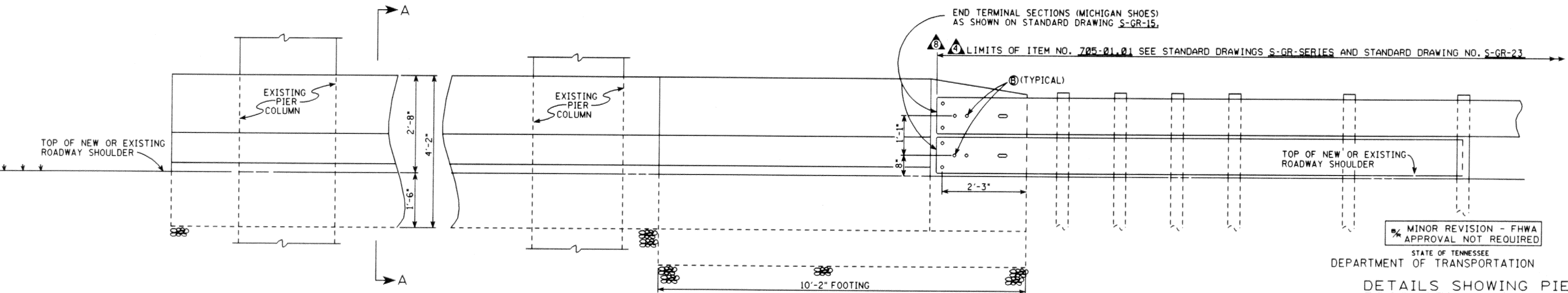
PROJECT NO.	YEAR	SHEET NO.
	1988	

REVISIONS			
NO.	DATE	BY	BRIEF DESCRIPTION
1	8-30-88	WMM	REVISED H-BARS LOCATIONS.
2	5-26-89	WMM	REVISED ENDPST AND MISC. NOTES.
3	11-15-90	WMM	REVISED TEXTURE COATING AND NOTES.
4	11-16-92	WMM	REVISED DRAWING NUMBERS.
5	12-2-94	TO	REVISED DRAWING NUMBERS.
6	2-24-95	TO	REVISED GENERAL NOTES, NOTES # REMOVED SIGNATURES
7	1-4-96	TO	REVISED BR DRAWING NO. TO SBR DRAWING NO.
8	11-05-01	WS	REVISED ITEM NO'S.



NOTE: TERMINATION OF BARRIER WALL FOR PAYMENT LENGTH SHALL BE SHOWN ON ROADWAY PLANS. WHEN TWO (2) WAY TRAFFIC IS PRESENT THE EXIT END SHALL BE FORMED WITH A 10'-2" ENDPST/FOOTING. SEE ENTRANCE END THIS SHEET AND DWG. NO. SBR-2-128 FOR DETAILS.

NOTE: WHEN POURING NEW 10'-2" CONCRETE ENDPST, THE CONTRACTOR SHALL MAKE PROVISIONS FOR SETTING THE GUARDRAIL CONNECTION INSERT ASSEMBLIES. SEE GUARDRAIL ATTACHMENT AND INSERT ASSEMBLY DETAILS ON STANDARD DWG. NO.'S STD-1-J AND S-GR-23. COST OF GUARDRAIL ATTACHMENT INSERT ASSEMBLIES SHALL BE INCLUDED IN ITEM NO. 705-10.28, CONCRETE BARRIER WALL FOR BRIDGE PIERS, LIN. FT.



ELEVATION
(SHOWING CONCRETE BARRIER WALL WITH 10'-2" TAPERED ENDPST)

DETAILS GRA-28
ITEM NO. 705-10.28
LINEAR FOOT

MINOR REVISION - FHWA APPROVAL NOT REQUIRED
STATE OF TENNESSEE
DEPARTMENT OF TRANSPORTATION
DETAILS SHOWING PIER PROTECTION WITH NEW CONCRETE BARRIER WALL
1988

DESIGNED BY _____ DATE _____
DRAWN BY GEORGE KORNIKOSKI DATE 08-92
SUPERVISED BY GENTRY & MCINTURFF DATE 08-92
CHECKED BY MCINTURFF DATE _____