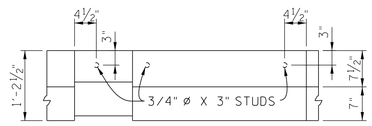

PLAN VIEW OF PARAPET

E DENOTES: ONE HALF OF THE TOTAL EXPANSION JOINT MOVEMENT PLUS (+) THREE (3) INCHES. AT MID TEMPERATURE.

IF E IS LESS THAN 6½" OMIT STUD ROW 2

X DENOTES: EXPANSION JOINT + 1"

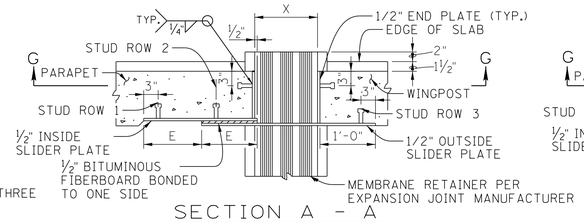

SECTION A - A

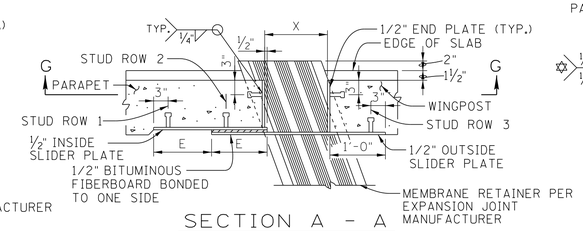

SECTION A - A
(SKEWED EXPANSION JOINT)

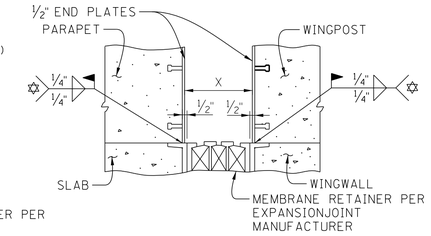

SECTION G - G

✡ NOTE: WELD WIDTH OF CONTACT POINT

PROJECT NO.	YEAR	SHEET NO.
	2021	

REVISIONS

NO.	DATE	BY	BRIEF DESCRIPTION
1	5/10/21	TAK	RE-ISSUED DRAWING
2	5/31/24	ALP	GENERAL REVISIONS

NOTES:

ALL METAL PLATE MATERIAL SHALL BE ASTM A709 GRADE 36.

ALL WELDING, INCLUDING STUDS, SHALL BE COMPLETED PRIOR TO METAL PLATES BEING PAINTED OR GALVANIZED. ALL STEEL THAT IS PART OF THE JOINT ASSEMBLY SHALL BE PAINTED WITH 4 MILS OF INORGANIC ZINC OR GALVANIZED IN ACCORDANCE WITH ASTM A123 UNLESS SHOWN OTHERWISE ON PLANS.

NOTE: ALL CONCRETE POURS SHALL BE WELL CONSOLIDATED AROUND THE SLIDER PLATE ASSEMBLIES.

NOTE: COST OF STRUCTURAL STEEL, FORMING, LABOR, AND ALL MISCELLANEOUS MATERIALS NECESSARY TO COMPLETE THE INSTALLATION OF SLIDER PLATE ASSEMBLIES TO BE INCLUDED IN EXPANSION DEVICE.

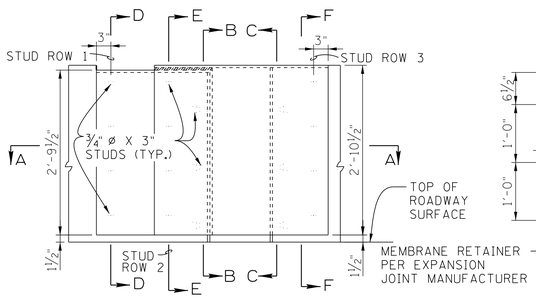

ELEVATION VIEW OF PARAPET

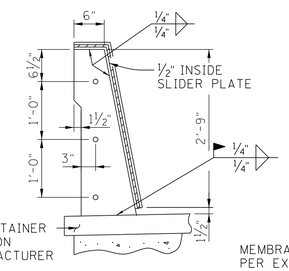

SECTION B - B
(SHOWING STUD SPACING IN END PLATE)

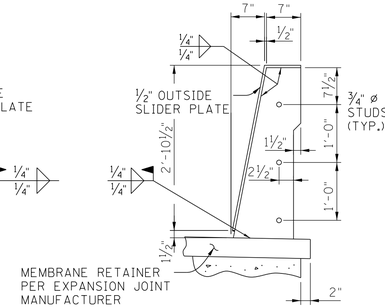

SECTION C - C
(SHOWING STUD SPACING IN END PLATE)

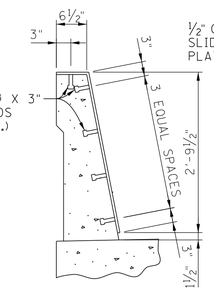

SECTION D - D
(SHOWING STUD SPACING IN ½" INSIDE SLIDER PLATE)

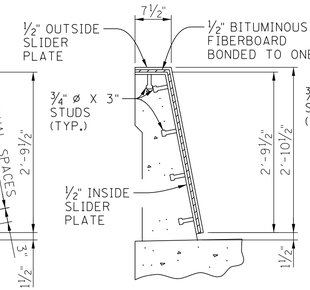

SECTION E - E

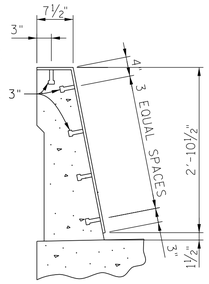

SECTION F - F
(SHOWING STUD SPACING IN ½" OUTSIDE SLIDER PLATE)

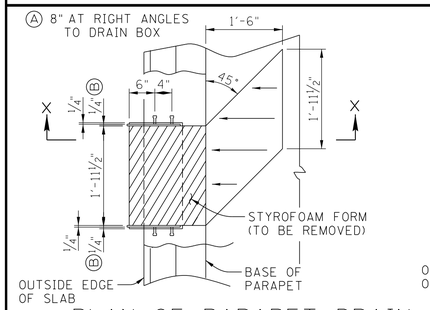

PLAN OF PARAPET DRAIN
(ALTERNATE A)

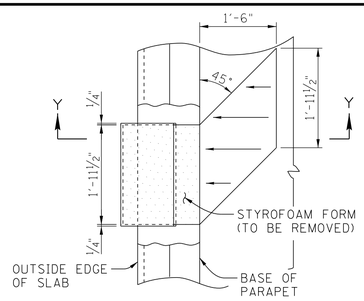

PLAN OF PARAPET DRAIN
(ALTERNATE B)

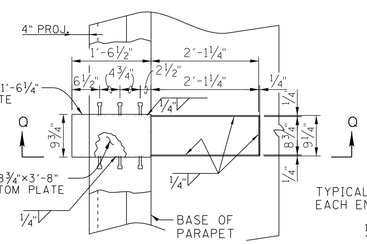

PLAN

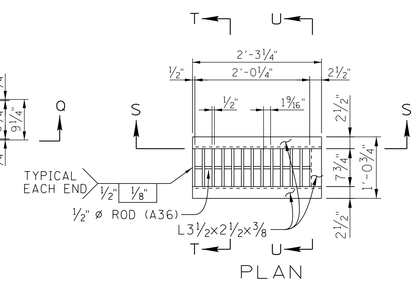

PLAN

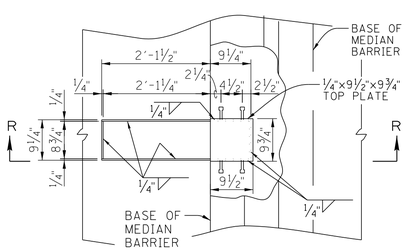

PLAN

NOTES:
(FOR ALTERNATES A & B PARAPET DRAINS)

FOR ALTERNATE A: ALL METAL PLATE MATERIAL SHALL BE ASTM A709 GRADE 36.

TOP OF DRAIN TO BE SUPPORTED INTERNALLY PRIOR TO AND DURING POURING OF PARAPET CONCRETE. STYROFOAM FORM TO BE REMOVED AFTER THE PARAPET CONCRETE HAS SET.

STYROFOAM FORM TO BE IN ACCORDANCE WITH ASTM C578 (TYPE VIII).

THE COST OF THE DECK DRAINS TO BE INCLUDED IN COST OF THE PARAPET.

GENERAL NOTES:

ALL STUDS SHALL BE ½"ø × 2" ASTM A108.

THE CONTRACTOR MAY USE EITHER ALTERNATE A OR B, EXCEPT WHERE GRATE INLET DRAINS ARE DESIGNATED. EITHER WHITE OR GREY PVC MATERIAL MAY BE USED FOR ALTERNATE B. MATERIAL FOR GRATE INLET DRAINS SHALL BE ASTM A709 GRADE 36 UNLESS NOTED OTHERWISE.

ALL WELDING, INCLUDING STUDS, SHALL BE COMPLETED PRIOR TO METAL DRAINS BEING ZINC-COATED. ZINC COATING SHALL BE AS SPECIFIED BY ASTM A123.

REINFORCING STEEL IN CONFLICT WITH DECK DRAIN TO BE CUT IN FIELD. EPOXY-COATED REINFORCING STEEL TO BE REPAINTED ACCORDING TO ASTM D3963.

WHEN BRIDGE SHOULDER IS USED TO ACCOMMODATE PEDESTRIANS AND/OR BICYCLES, SEE STANDARD DRAWING MM-TS-3 FOR DECK DRAINAGE ALTERNATIVES.

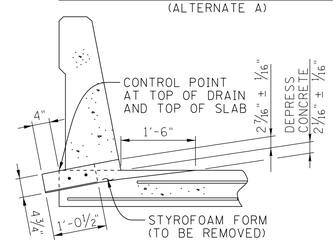

SECTION X - X
(ALTERNATE A)

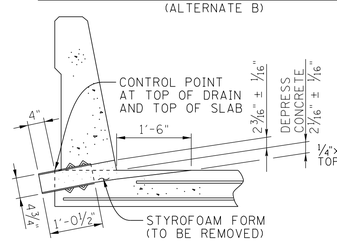

SECTION Y - Y
(ALTERNATE B)

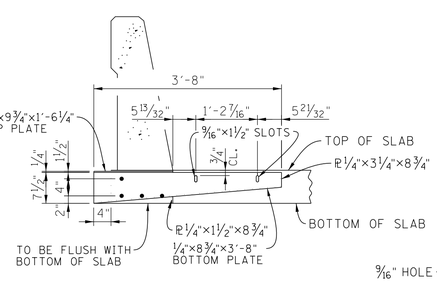

SECTION Q - Q

TYPE 1

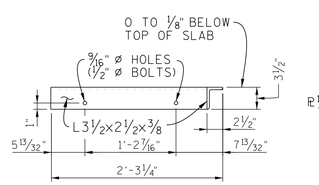

SECTION S - S

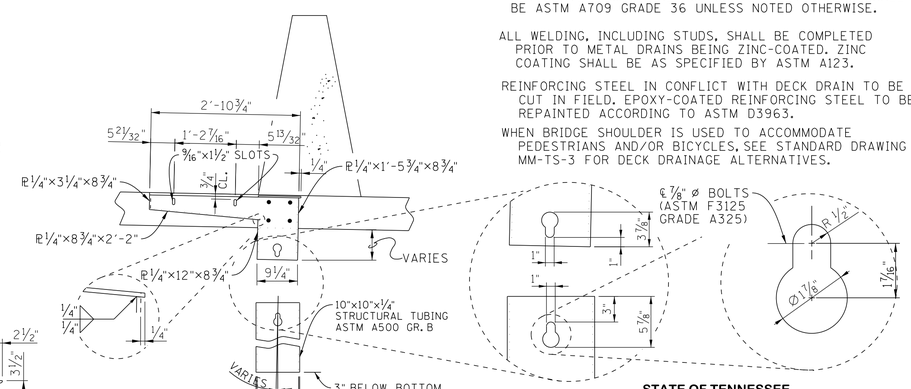

SECTION R - R

TYPE 2

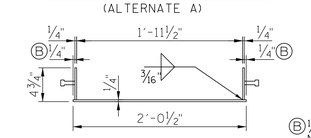

ALTERNATE A
(SECTION MAY BE BENT PLATE IN LIEU OF FABRICATION SHOWN THIS DETAIL)

Ⓑ¼" PROJECTION NOT REQ'D FOR BENT PLATE.

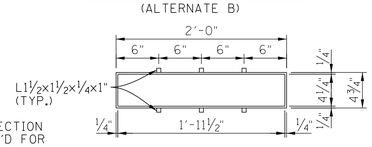

ALTERNATE B
(PVC)

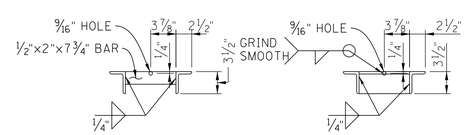

SECTION T - T SECTION U - U

GRATE INLET DRAIN DETAILS

NOTE: COST OF STRUCTURAL STEEL, FORMING, LABOR AND ALL MISCELLANEOUS MATERIALS NECESSARY TO COMPLETE THE INSTALLATION OF GRATE INLET DRAIN TO BE INCLUDED IN PAY ITEM FOR GRATE INLET DRAIN TYPE 1 AND/OR TYPE 2.

PIN NO.:

DESIGN BY:	JHW, ALP	DATE:	/ /
DRAWN BY:	KLF, KDM	DATE:	/ /
SUPERVISED BY:	TAK	DATE:	/ /
CHECKED BY:	TAK	DATE:	/ /

CORRECT

ENGINEER OF STRUCTURES

STATE OF TENNESSEE
DEPARTMENT OF TRANSPORTATION

2 1 STEEL SLIDER PLATE ASSEMBLIES FOR SINGLE SLOPE CONCRETE PARAPET AND BRIDGE DECK DRAIN DETAILS 2021

STD-1-2SS

$$$$$YTIME$$$$$$$
$$$$DGNSPEC$$$$$$$