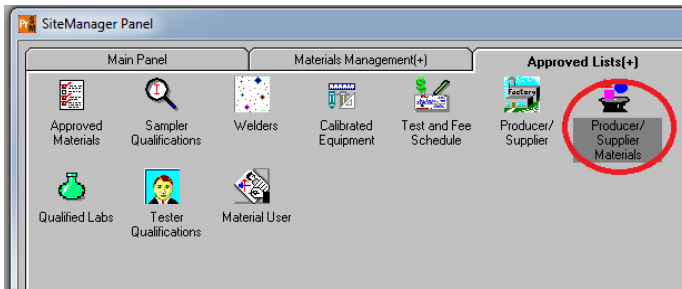
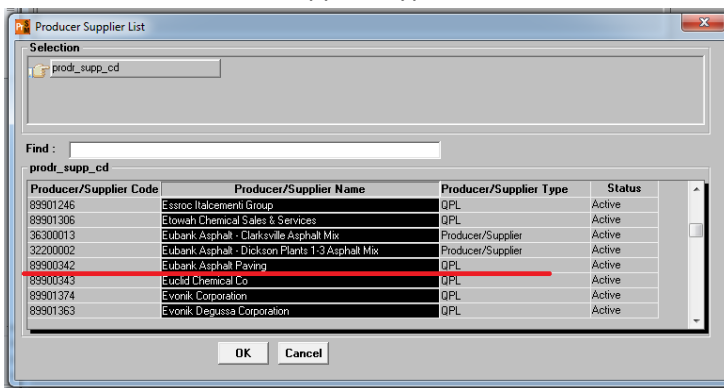


To verify specific products from a QPL supplier are approved, follow the steps below:

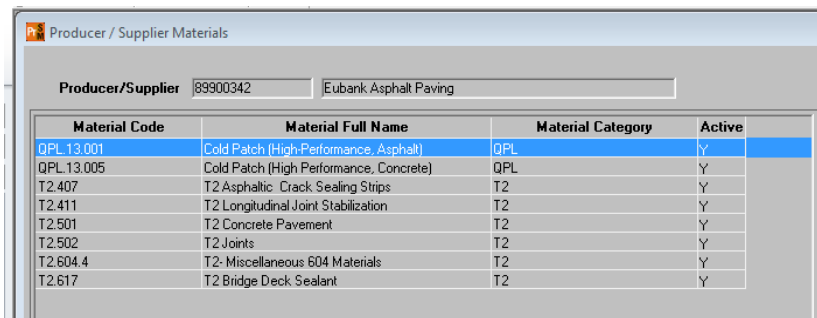
1. Open the “Producer Supplier Materials” window:



2. Click the “Producer Supplier Name” column header to sort all records from A to Z. Scroll till you get to the P/S name you are looking for. NOTE: If there is more than one listing for a specific P/S, you want the one with “QPL” listed in the “Producer Supplier Type” column:



3. When you select the row you want, the window that will open lists material codes tied to them.



4. Note the QPL material code you are looking for and open that material code in the Approved Materials” window (first icon on the “Approved Lists” tab). The upper portion of the window lists the product name. When you select a product there, you will see an expiration date in the bottom section that will verify if the product is still

active or expired:

Approved Materials

Material Code:

Product Name
PM-22
RM-90
Big Red's Cold Patch
Instant Road Repair
Proline Cold Patch
Performac HP-2 Bio
Performac HP-4

Product Name:

Effective Date: Expiration Date:

Product Category:

P/S :

Acceptance Method: