



TDOT Region 4 Quarterly Report

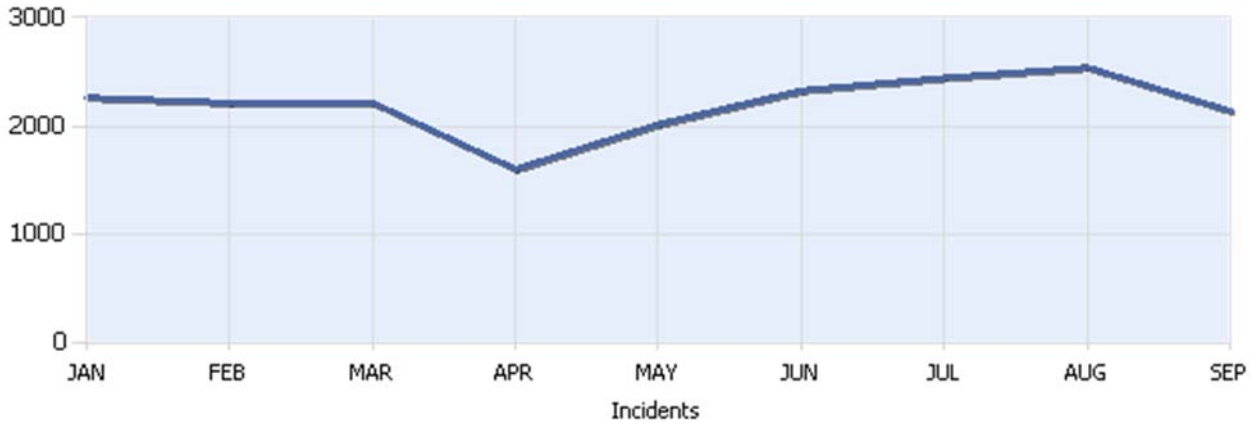


Quarter 3, 2020

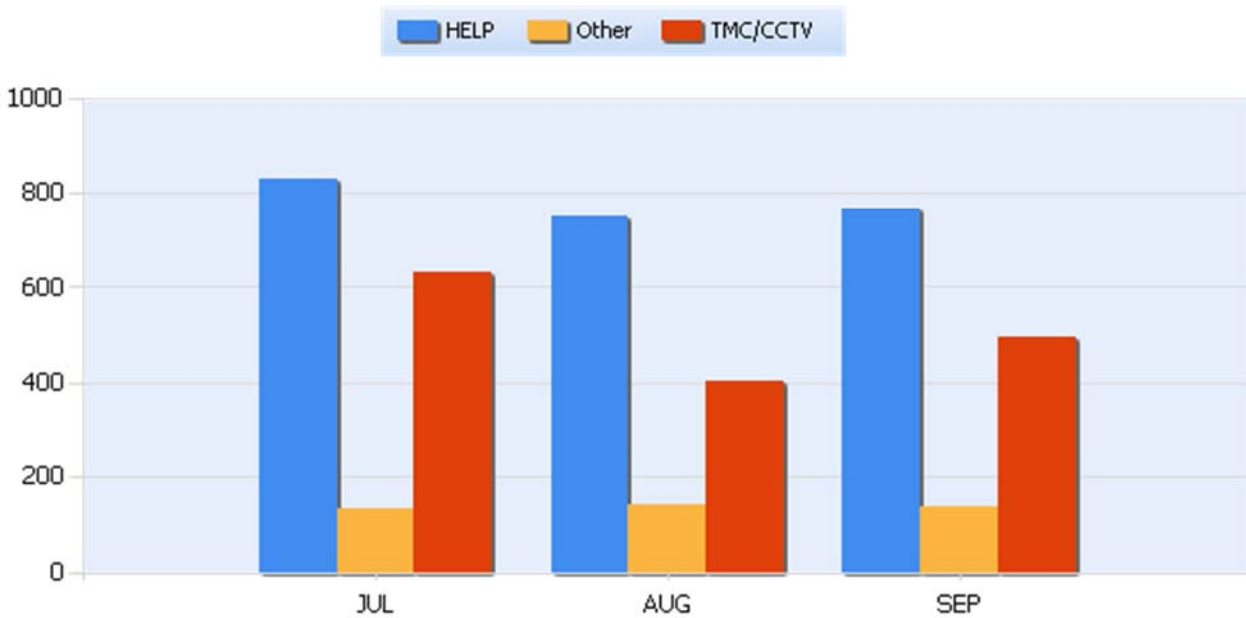
Total Incidents Managed This Quarter: 7137

Incidents Managed YTD

Total Incidents Managed YTD - 19808



Incidents By Detection Source





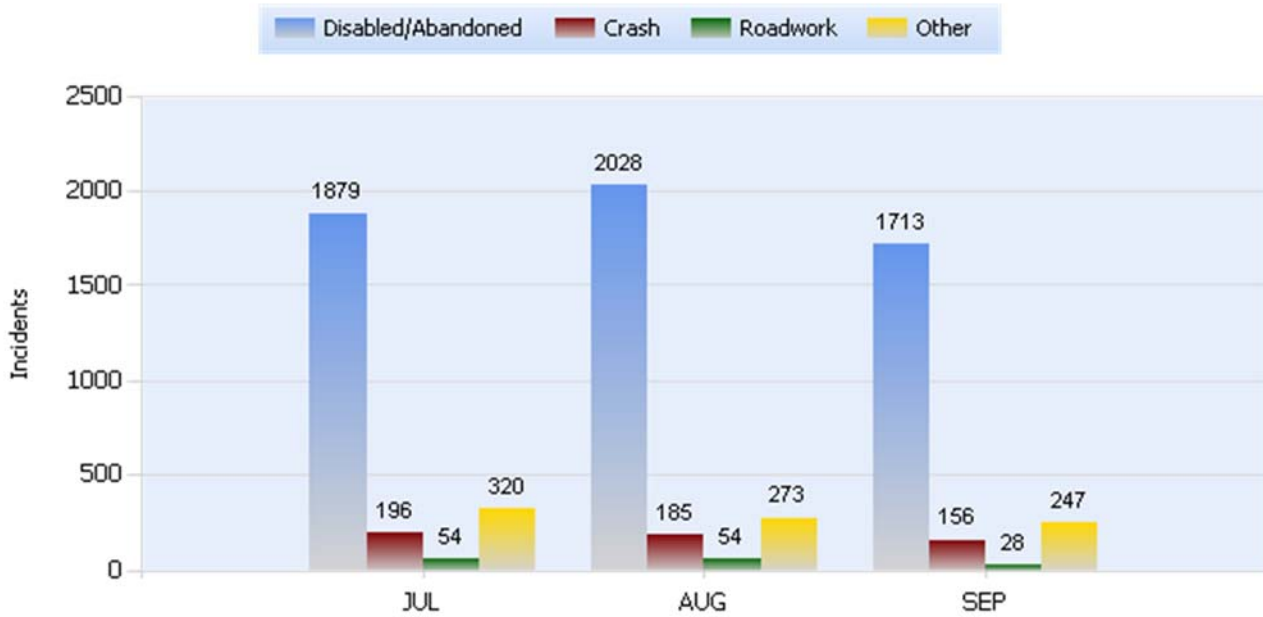
TDOT Region 4 Quarterly Report



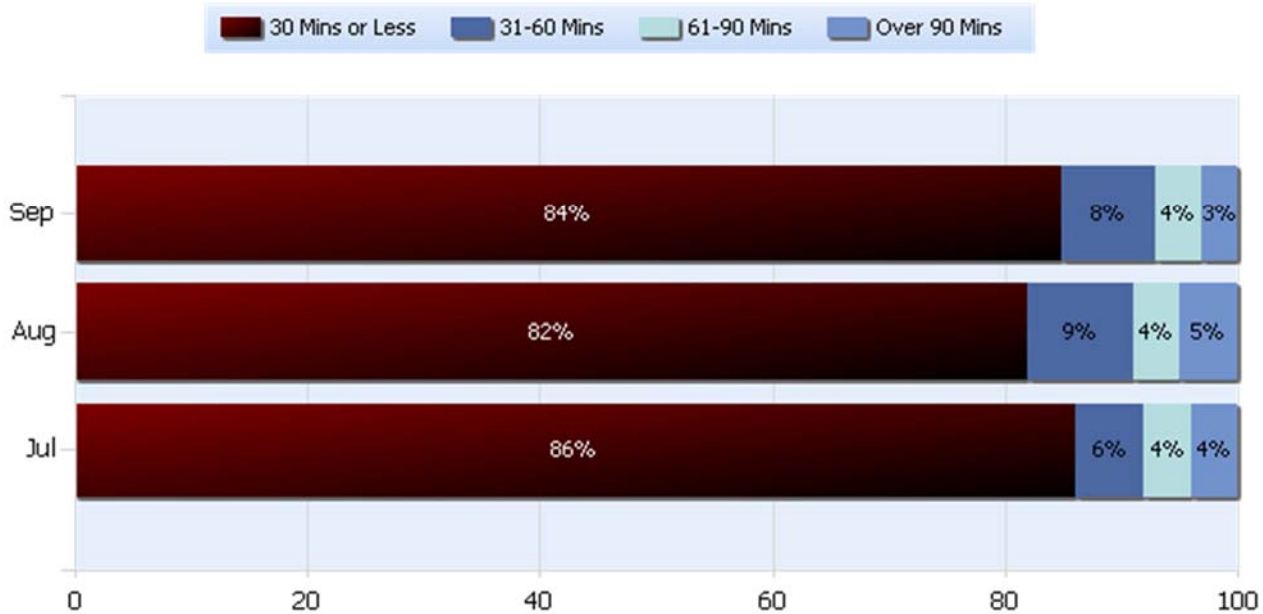
Quarter 3, 2020

Total Incidents Managed This Quarter: 7137

Total Roadway Incidents



Lane Blockage Clearance Times Overall





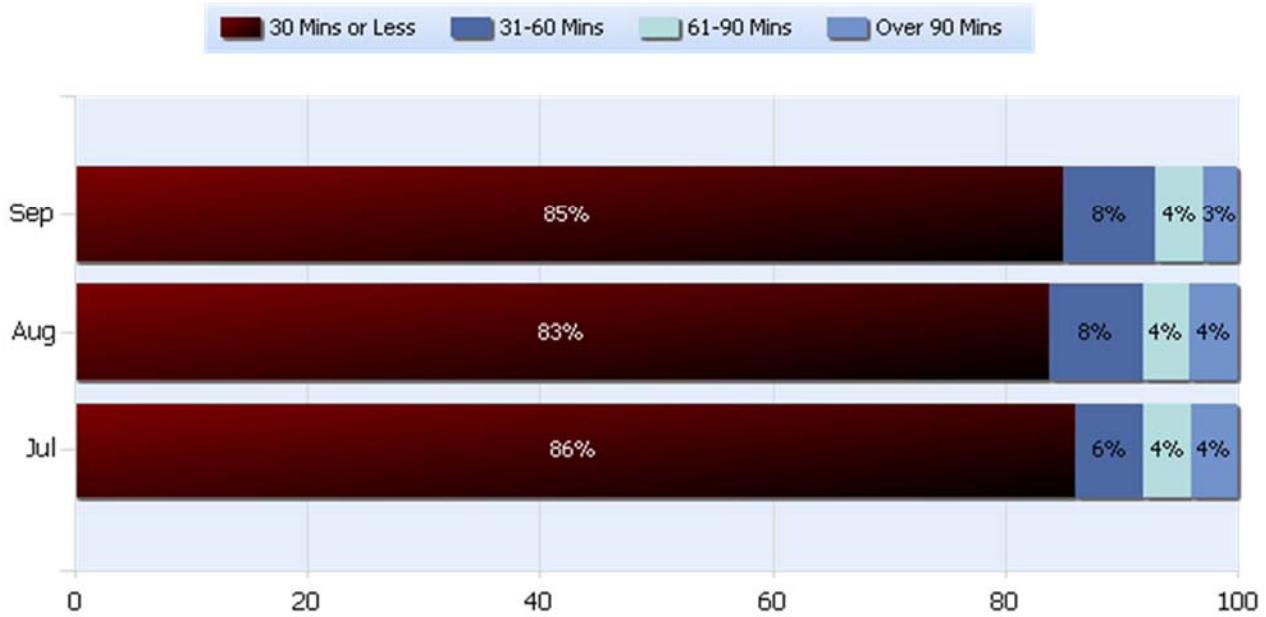
TDOT Region 4 Quarterly Report



Quarter 3, 2020

Total Incidents Managed This Quarter: 7137

Lane Blockage Clearance Times Urban





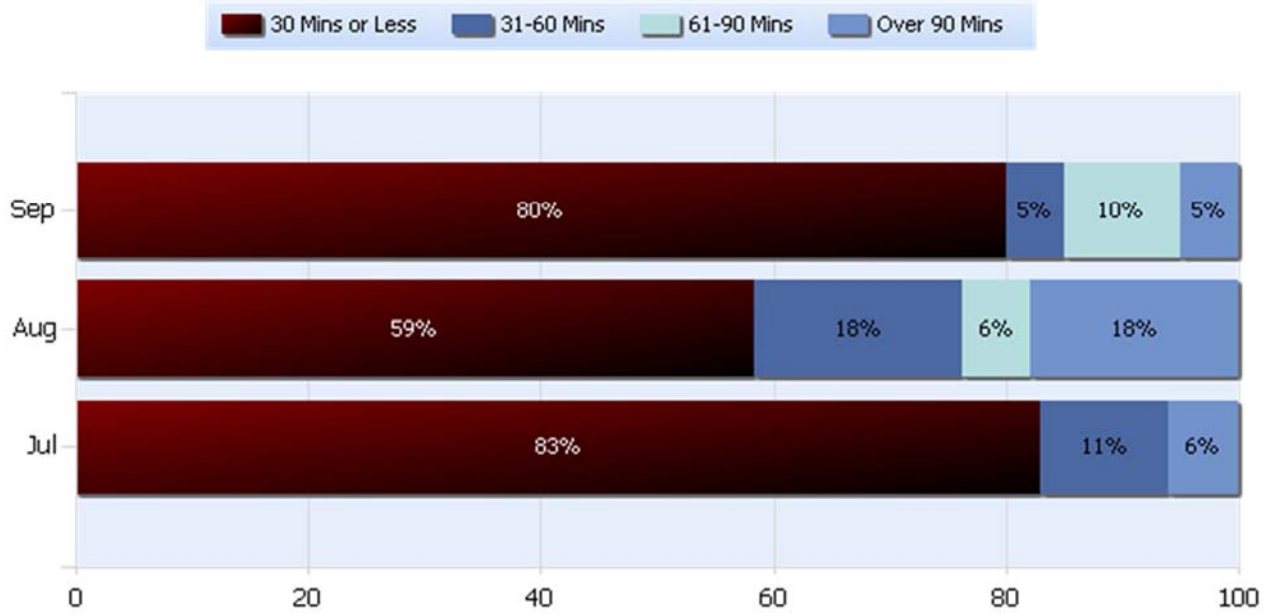
TDOT Region 4 Quarterly Report



Quarter 3, 2020

Total Incidents Managed This Quarter: 7137

Lane Blockage Clearance Times Rural





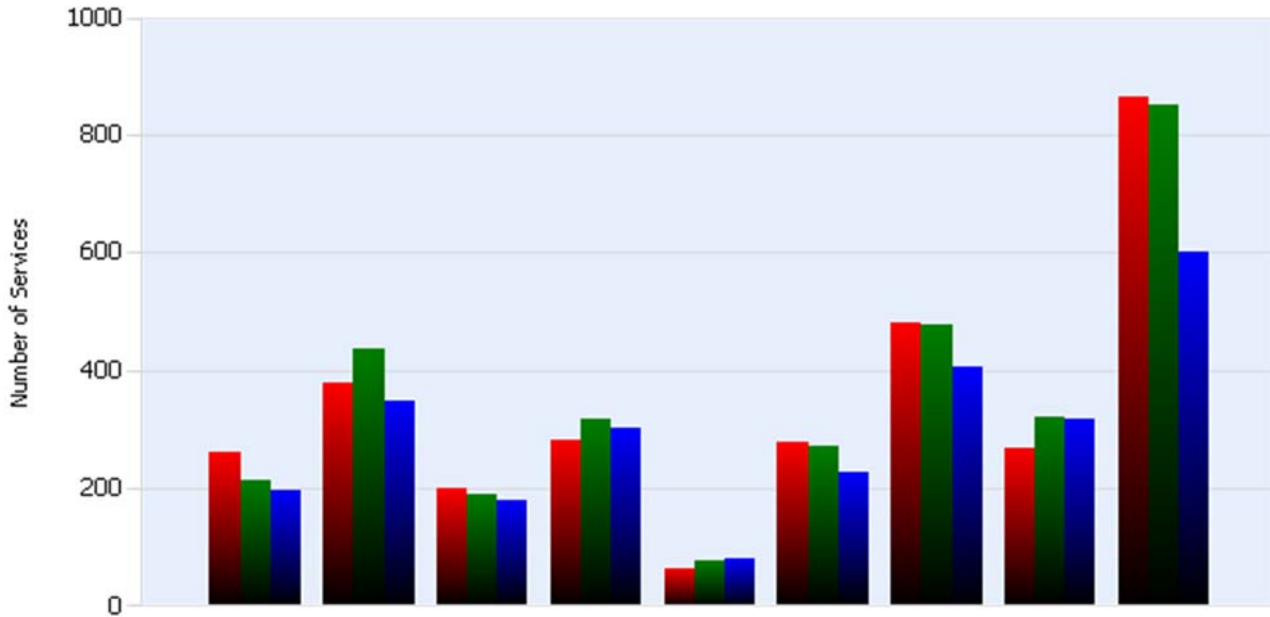
TDOT Region 4 Quarterly Report



Quarter 3, 2020

Total Incidents Managed This Quarter: 7137

HELP Services Provided



Month	Debris	Tire	Fuel	Mech	Jump	Traffic Ctrl	Tag	No Service	Other
JUL	260	379	198	281	64	277	481	266	867
AUG	211	436	190	318	75	269	479	321	853
SEP	194	348	177	300	80	227	406	319	601

DMS Usage

	Jul	Aug	Sep	Quarter
Average Post Time	7.8	4.2	5	5.7
Avg Messages Per Sign	20.4	16.5	15.8	17.6
Total Messages Posted	978	792	756	2526



TDOT Region 4 Quarterly Report



Quarter 3, 2020

Total Incidents Managed This Quarter: 7137

Events Affecting Traffic This Quarter:

- July 3, 2020 Inc. # 278008 04:28 – 06:17 I-240 W/B mile marker 15 interstate shooting
- August 28,2020 Inc # 282593 01:36 – 04:02 I-40 E/B mile marker 1C6 interstate shooting
- August 10 , 2020 Inc # 281074 18:40 – 12:24 I-55 S/B mile marker 11.2 multi vehicle crash fatality
- September 13 ,2020 Inc # 283817 13:33 – 16:45 I-40 E/B mile marker 23.2 2 vehicle crash 2 fatalities
- September 24 ,2020 Inc # 284638 21:20 – 01:24 I-240 E/B mile marker 20.0 fatality
- September 28,2020 incident # 284845 08:54 – 12:56 SR 385 W/B mile marker 8.4 fatality crash

Travel Lane Blockage Events:

Roadway	Incident Count	Incident %
I-240	471	38.6
I-40	408	33.4
I-55	185	15.2
SR385	157	12.9