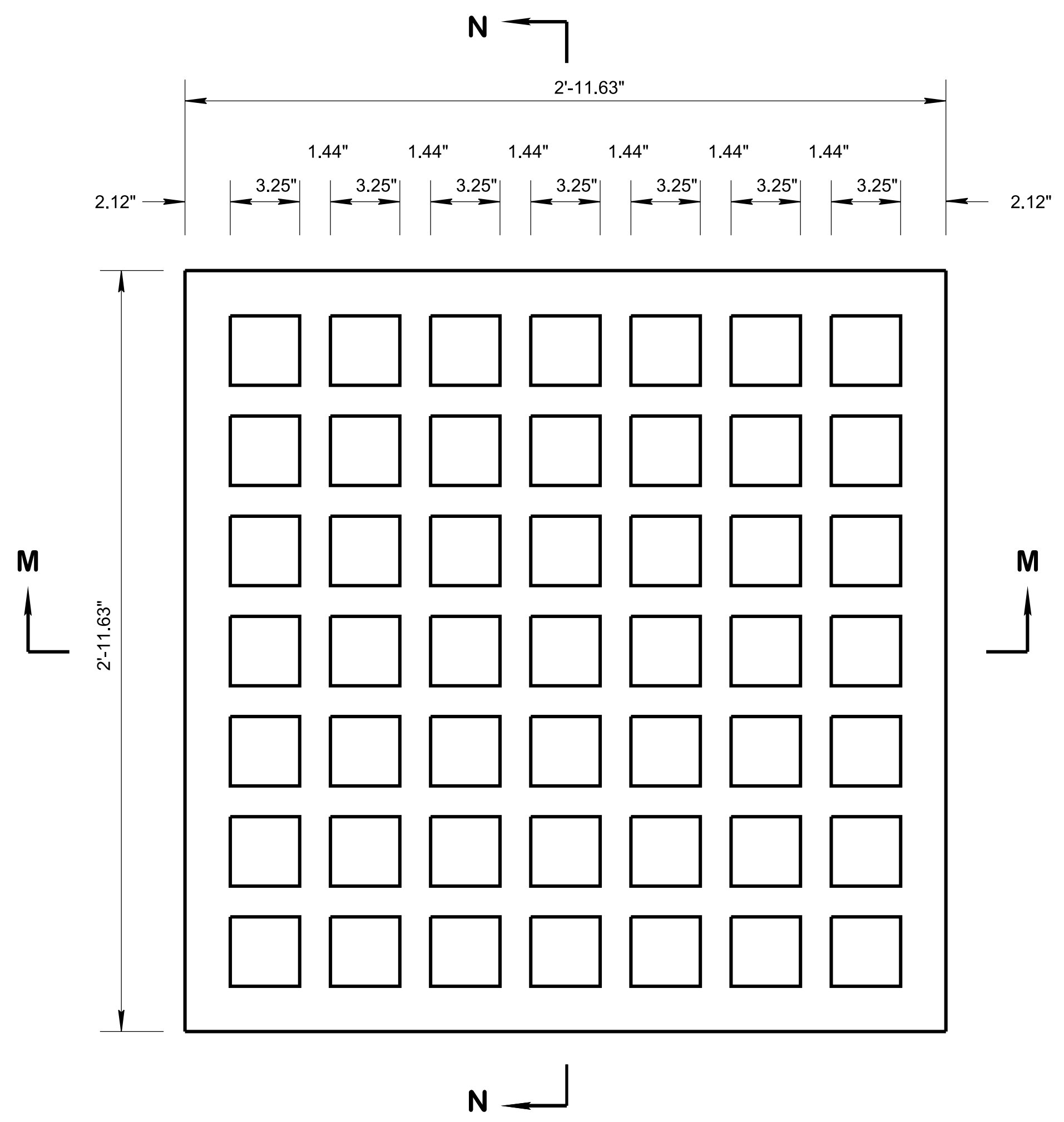
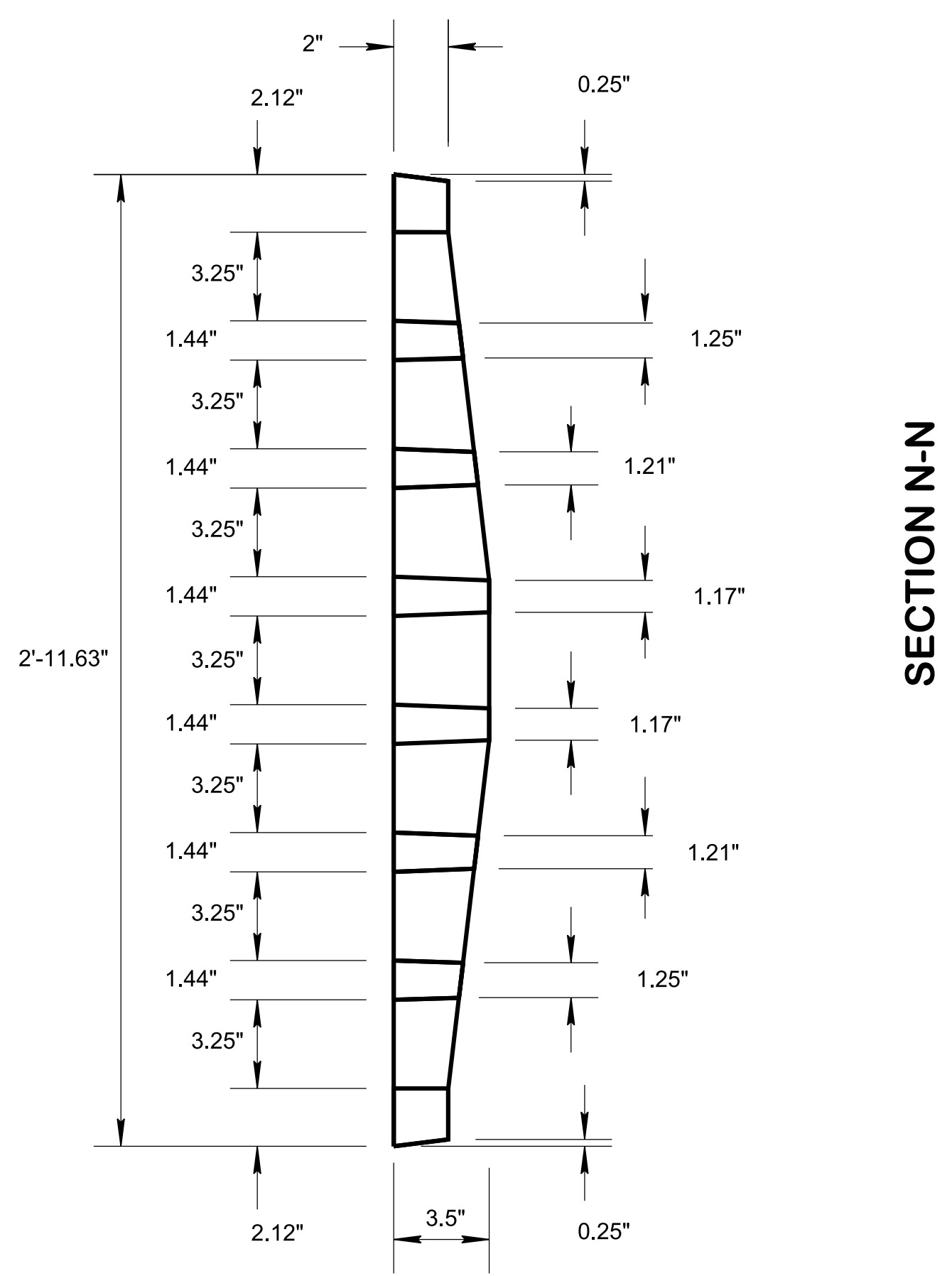


10/28/2021 8:34:36 AM  
 P:\StandDraw\DESIGN STANDARDS\Standards Drawings Library\Standard Roadway Drawings - CURRENT\In Progress\10-102.00 Catch Basins and Manholes IP\102.01 Catch Basins IP\DCBB42-20211029.dgn

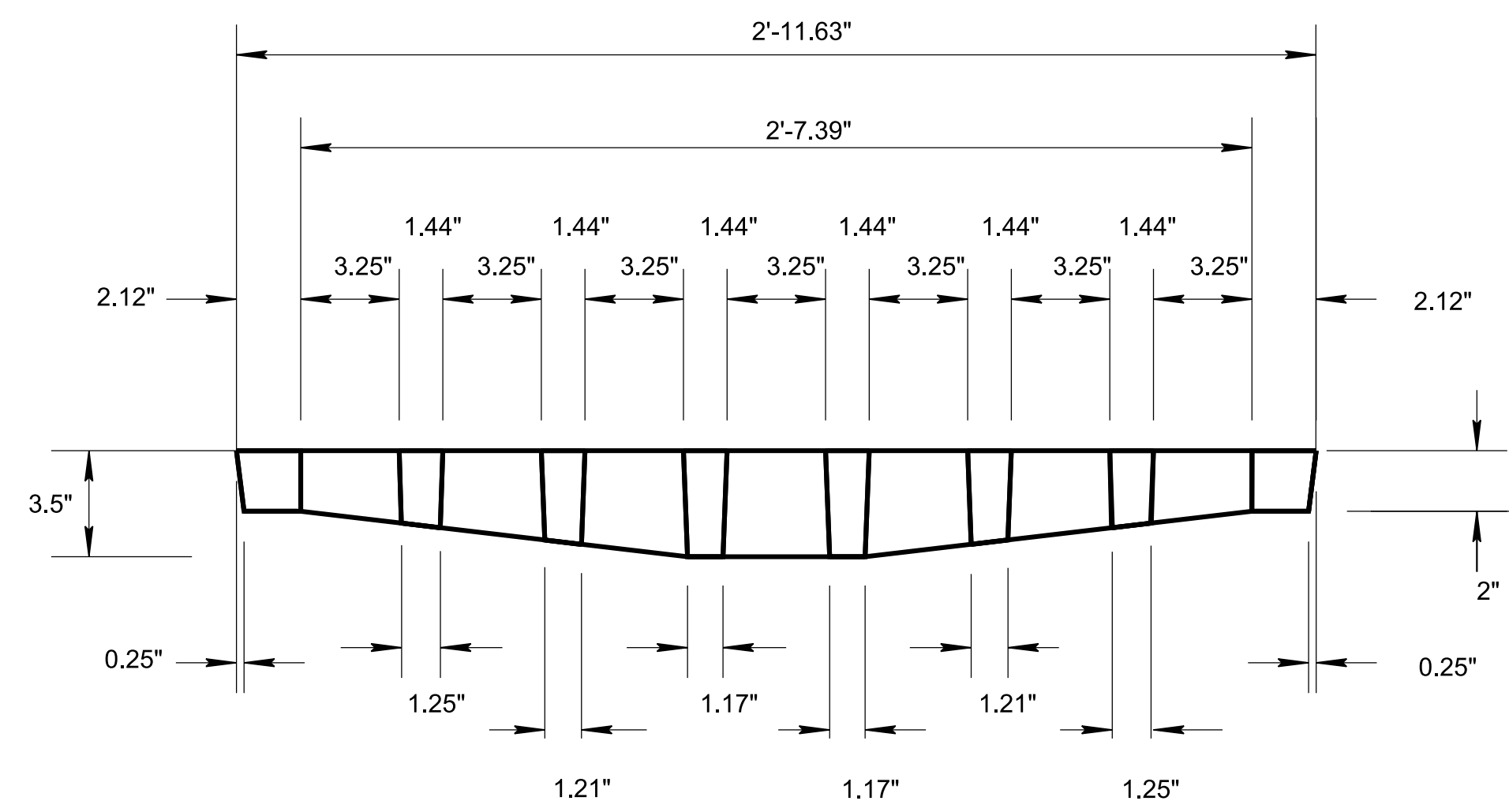
REV. 5-27-98: CHANGED WEIGHT OF GRATE UNIT FROM 485 TO 459 POUNDS.  
 REV. 10-26-99: MODIFIED FIRST GENERAL NOTE.  
 REV. 5-27-01: CHANGED GENERAL NOTE (D).  
 REV. 02-20-2020: REDREW SHEET.  
 REV. 03-04-2021: ADDED GENERAL NOTE (E) REVISED GENERAL NOTE (A) AND REMOVED WEIGHT PER GRATE TABLE FROM THE DRAWING.  
 REV. 10-29-21: REVISED GENERAL NOTE (E).



**TOP VIEW**



**SECTION N-N**



**SECTION M-M**

- GENERAL NOTES**
- (A) USE THIS DRAWING AT LOCATIONS OUTSIDE THE TRAVEL LANES AND WHERE MAINTENANCE ACCESS IS NOT REQUIRED ON NUMBER 42, 43, AND 44 CATCH BASINS.
  - (B) FOR CLEARNESS, ALL CORNERS ARE SHOWN ON THIS DRAWING BY STRAIGHT LINES. ALL INSIDE CORNERS SHOULD BE MADE WITH 1/8" RADIUS FILLETS FOR EASE IN MOLDING.
  - (C) IF PAID FOR SEPARATELY, CAST IRON USED IN CASTINGS IS TO BE PAID FOR UNDER ITEM NO. 611-03.04 GRAY IRON CASTINGS ( CATCH BASIN ) .... LB.
  - (D) IF CATCH BASIN IS PAID FOR UNDER EACH, THEN COST OF CAST IRON USED IN CASTINGS IS TO BE PAID FOR UNDER THE SPECIFIC ITEM BID FOR THAT CATCH BASIN. SEE STANDARD DRAWINGS FOR TYPE 42, 43, AND 44 CATCH BASINS FOR APPLICABLE PAY ITEMS FOR EACH TYPE OF CATCH BASIN.
  - (E) GRAY IRON CASTINGS SHALL BE MANUFACTURED CONFIRMING TO AASHTO M105 MEETING 30 KSI WEIGHTING A MINIMUM OF 459 LBS OR AASHTO M306 MEETING 35 KSI WEIGHTING A MINIMUM OF 362 LBS. A +/- 5% WEIGHT TOLERANCE WILL BE ACCEPTABLE. ALL PRODUCTS SHALL BE CERTIFIED BY THE MANUFACTURER MEETING THE ABOVE MANUFACTURING REQUIREMENTS AND HS-20 DESIGN LOADING.

NOT TO SCALE

**STATE OF TENNESSEE**  
 STANDARD DRAWING  
 DEPARTMENT OF TRANSPORTATION

**CAST IRON GRATE DETAILS FOR NOS. 42, 43, & 44 TYPE CATCH BASIN**

10-26-1997      D-CBB-42