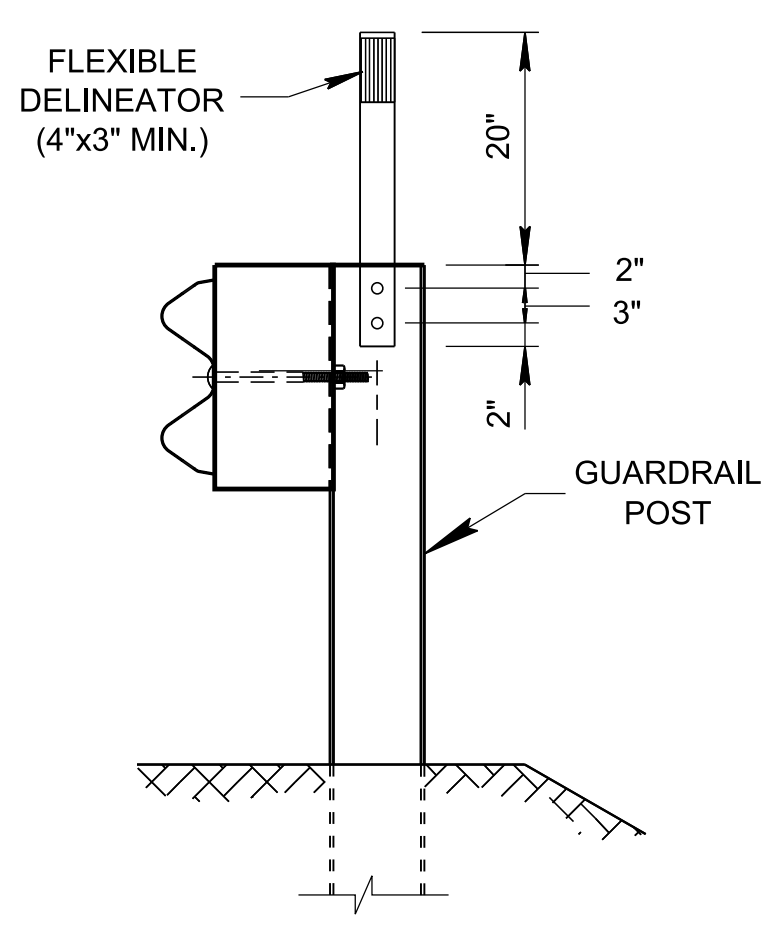
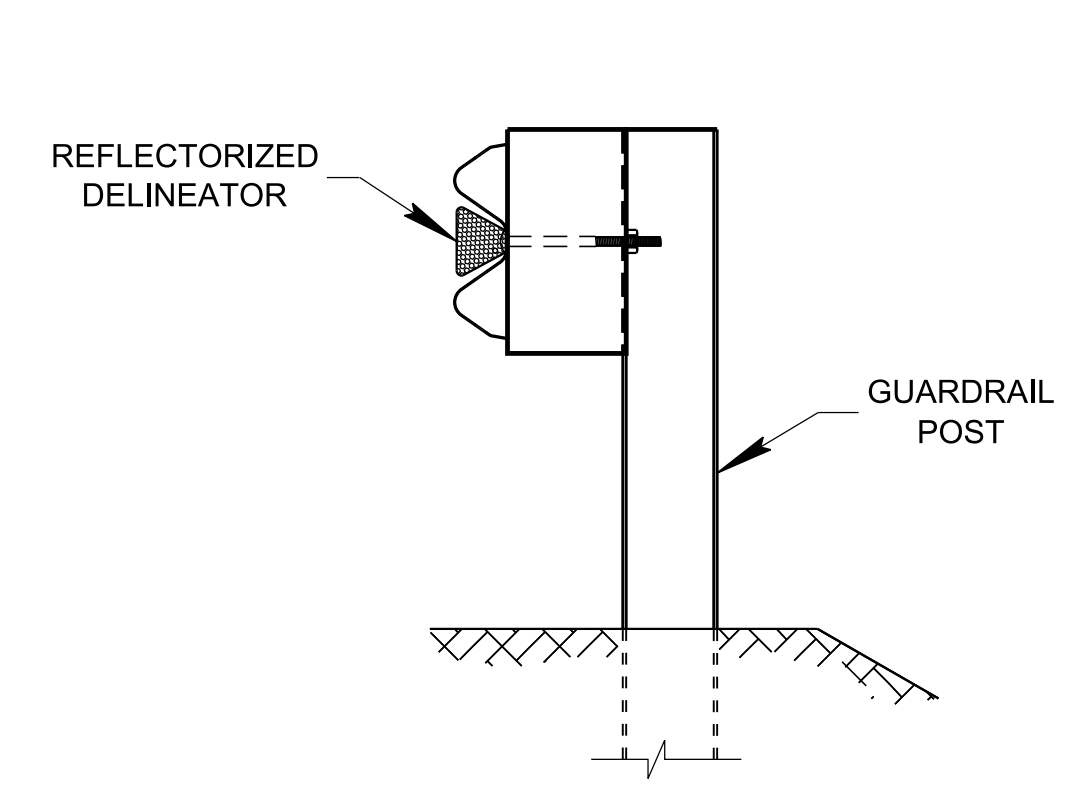


10/28/2021 3:30:50 PM
 P:\StandDraw\DESIGN STANDARDS\Standards Library\Standard Roadway Drawings - CURRENT\In Progress\10-107.00 Design - Traffic Control\IP\TM18A-20211029.dgn



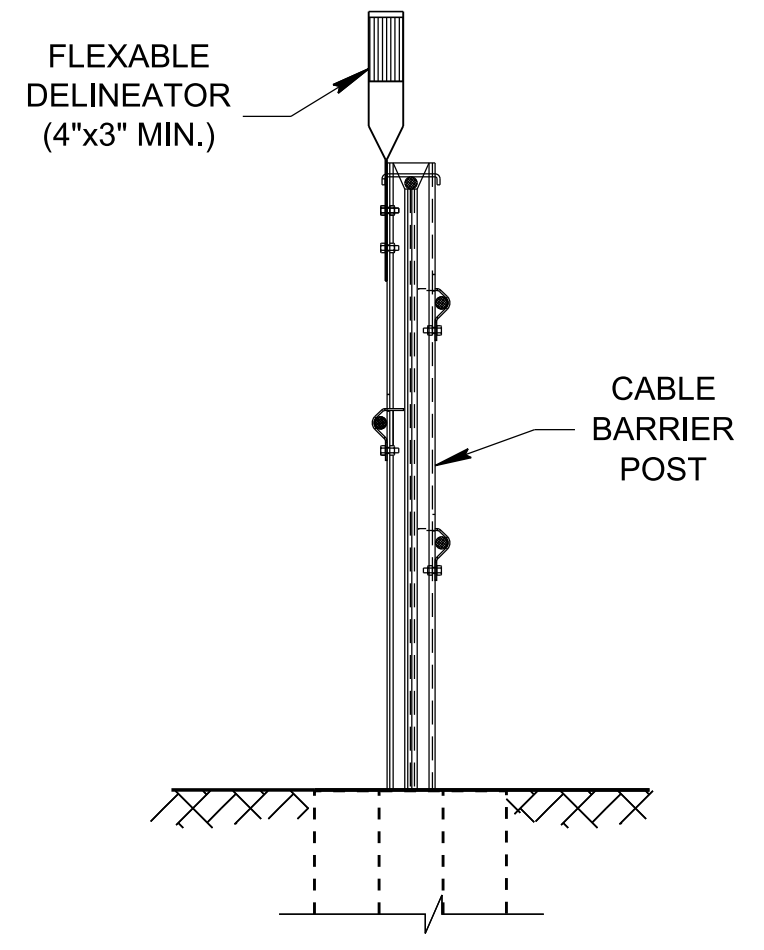
POST MOUNTING FLEXIBLE DELINEATOR



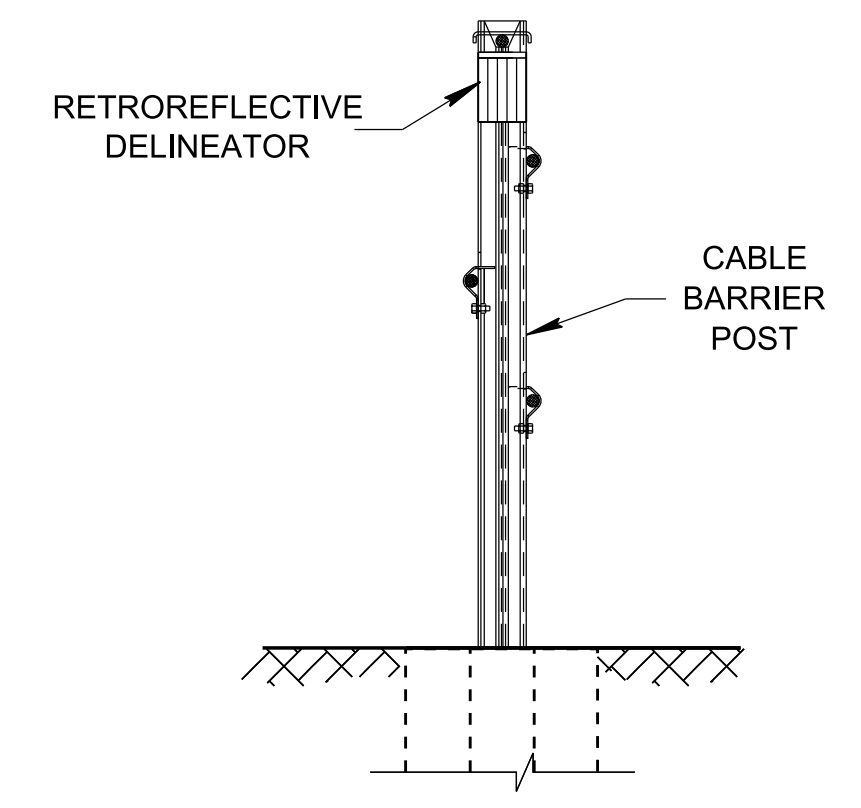
BEAM MOUNTING REFLECTORIZED (BUTTERFLY) DELINEATOR

DELINEATOR MOUNTING DETAIL FOR GUARDRAIL

(DELINEATOR TYPE, PLACEMENT AND SPACING SHOULD BE DIRECTED BY THE REGIONAL TRAFFIC ENGINEER)



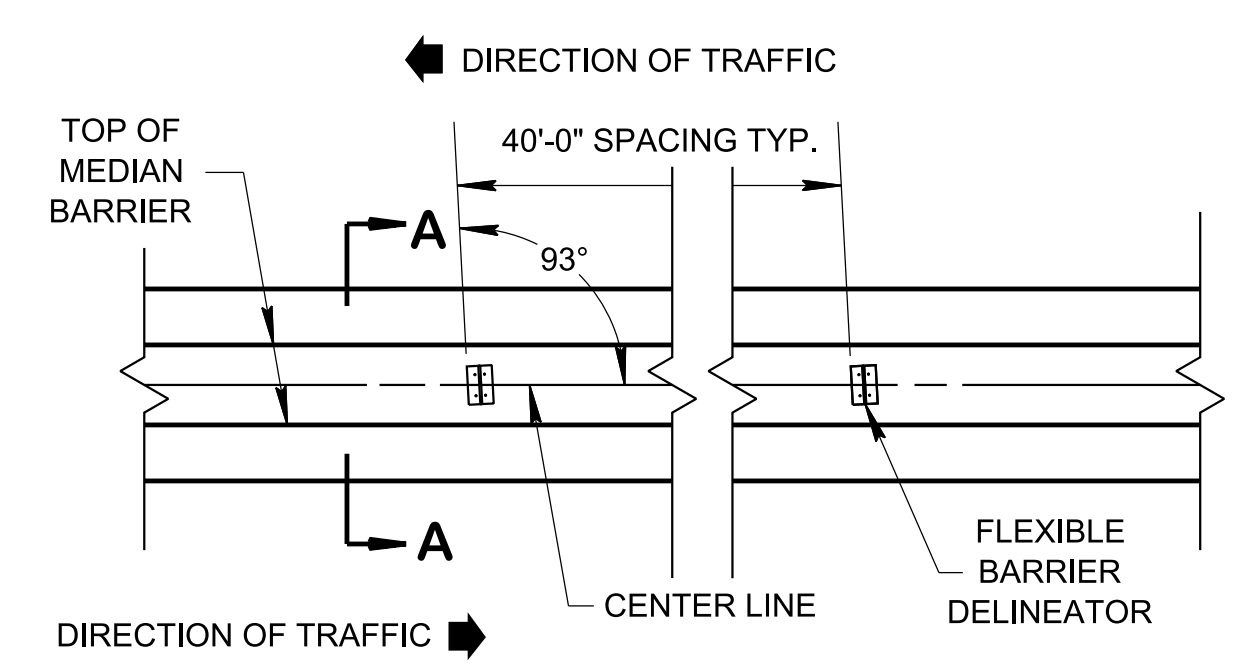
FLEXIBLE DELINEATOR



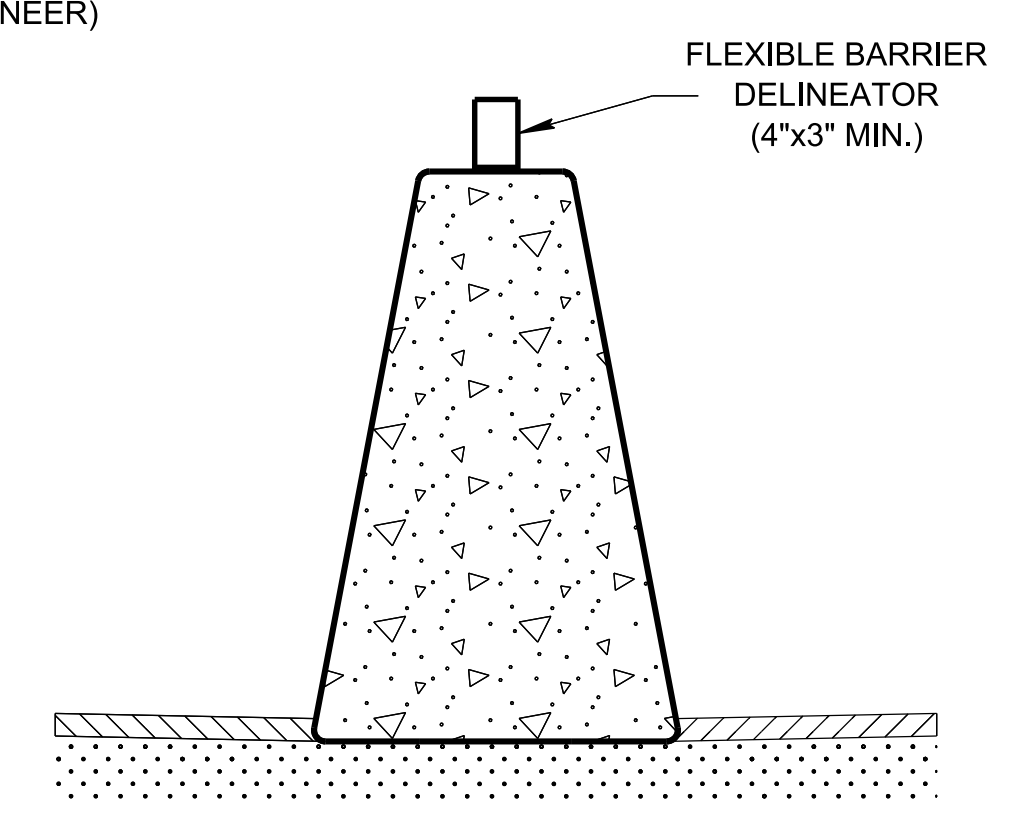
RETROREFLECTIVE DELINEATOR

DELINEATOR MOUNTING DETAIL FOR CABLE BARRIER

(DELINEATOR TYPE, PLACEMENT AND SPACING SHOULD BE DIRECTED BY THE REGIONAL TRAFFIC ENGINEER)



PLAN VIEW



SECTION A-A

DELINEATOR MOUNTING DETAIL FOR CONCRETE MEDIAN BARRIERS

(DELINEATOR TYPE AND SPACING SHOULD BE DIRECTED BY THE REGIONAL TRAFFIC ENGINEER)

DELINEATOR NOTES FOR GUARDRAILS AND CABLE BARRIERS

- | | |
|--|--|
| <ul style="list-style-type: none"> (A) BARRIER DELINEATOR REFLECTIVE SHEETING SHALL MEET ASTM D4956, TYPE V SPECIFICATIONS. DELINEATORS WITH DIMENSIONS OTHER THAN 4" X 3" MAY BE USED IF THE PRODUCT IS ON THE QUALIFIED PRODUCTS LIST. THE VARIATIONS IN DELINEATOR DIMENSION SHOULD NOT EXCEED ± 10%. DIFFERENT SIZE OR MANUFACTURED MEDIAN BARRIER DELINEATORS SHOULD NOT BE MIXED IN THE SAME LINE. (B) THE COLOR OF DELINEATORS SHALL CONFORM TO THE COLOR OF EDGELINES STIPULATED IN SECTION 3B.06 OF THE MUTCD (CURRENT EDITION). (C) DELINEATORS SHALL BE FACED TOWARD THE APPROACHING TRAFFIC IN THE LANE ADJACENT TO THE GUARDRAIL AT ALL LOCATIONS. (D) FLEXIBLE DELINEATOR SPACING SHALL BE 50 FT OR LESS ON GUARDRAIL POSTS OR GUARDRAIL DELINEATOR SPACING SHALL BE DIRECTED BY THE REGIONAL TRAFFIC ENGINEER. (E) FLEXIBLE DELINEATOR SPACING SHALL BE ONE DELINEATOR INSTALLED ON AT LEAST ONE OUT OF TWO POSTS IN SEQUENCE ON CABLE BARRIER POSTS OR DIRECTED BY THE REGIONAL TRAFFIC ENGINEER. (F) SEE STANDARD DRAWING S-PL-3 FOR DELINEATOR PLACEMENT AT BRIDGE APPROACHES. | <ul style="list-style-type: none"> (G) DELINEATORS SHALL BE FIRMLY SECURED TO THE POST BY TWO CONNECTIONS APPROVED BY THE ENGINEER OR MANUFACTURER SPECIFICATION. (H) THE TWO HOLES IN THE STEEL GUARDRAIL POSTS ARE USED TO ATTACH THE DELINEATOR POST IN THE FIELD. THE HOLES SHALL BE ¼" IN DIAMETER. IF THE HOLES ARE SHOP DRILLED, THEY SHALL BE DRILLED PRIOR TO GALVANIZING THE POST. IF THE HOLES ARE FIELD DRILLED, THEY SHALL BE THOROUGHLY PAINTED WITH A TOUCH-UP GALVANIZING SPRAY PAINT PRIOR TO ATTACHING THE DELINEATOR POST. (I) THE COST OF FURNISHING AND INSTALLING DELINEATORS, INCLUDING ALL MATERIALS, LABOR, AND INCIDENTALS NECESSARY TO COMPLETE THE INSTALLATION, SHALL BE INCLUDED IN THE PRICE BID FOR THE ITEMS OF GUARDRAIL TO WHICH THE DELINEATORS ARE ATTACHED. (J) ONLY DELINEATORS LISTED ON THE QPL 1, SECTION G: GUARDRAIL AND BARRIER/ PARAPET DELINEATION, MAY BE USED. (K) DELINEATORS ARE NOT REQUIRED IF GUARDRAIL IS TERMINATED PRIOR TO INDICATED LOCATION. (L) SEE STANDARD DRAWING S-GR SERIES FOR GUARDRAIL DETAILS AND S-CB SERIES FOR CABLE BARRIER DETAILS. |
|--|--|

DELINEATOR NOTES FOR CONCRETE MEDIAN BARRIERS

- | | |
|---|--|
| <ul style="list-style-type: none"> (A) MEDIAN BARRIER DELINEATOR REFLECTIVE SHEETING SHALL MEET ASTM D4956, TYPE V SPECIFICATIONS. DELINEATORS WITH DIMENSIONS OTHER THAN 4" X 3" MAY BE USED IF THE PRODUCT IS ON THE QUALIFIED PRODUCTS LIST. THE VARIATIONS IN DELINEATOR DIMENSION SHOULD NOT EXCEED ± 10%. DIFFERENT SIZE OR MANUFACTURED MEDIAN BARRIER DELINEATORS SHOULD NOT BE MIXED IN THE SAME LINE. (B) MEDIAN BARRIER DELINEATORS SHALL BE HIGH IMPACT, UV-STABILIZED, ENGINEERED THERMOPLASTIC OR POLYCARBONATE SUBSTRATE. SEE TDOT APPROVED QUALIFIED PRODUCT LISTS FOR ACCEPTABLE PRODUCTS. (C) MEDIAN BARRIER DELINEATORS WILL NOT BE REQUIRED IN AREAS WHERE ROADWAY IS LIGHTED. (D) SINGLE WHITE REFLECTIVE SHEETING WILL BE SUBSTITUTED FOR THE DOUBLE YELLOW REFLECTIVE SHEETING WHEN TRAFFIC ON EACH SIDE OF THE BARRIE IS GOING IN THE SAME DIRECTION. | <ul style="list-style-type: none"> (E) THE COST OF FURNISHING AND INSTALLING MEDIAN BARRIER DELINEATORS, INCLUDING ALL MATERIALS, LABOR, AND INCIDENTALS NECESSARY TO COMPLETE THE INSTALLATION, SHALL BE INCLUDED IN BID PRICE FOR CONCRETE MEDIAN BARRIER. (F) MEDIAN BARRIER DELINEATORS SHALL BE MOUNTED TO THE CONCRETE MEDIAN BARRIER WITH A ONE COMPONENT ADHESIVE AS RECOMMENDED BY THE MANUFACTURER. THEY SHALL BE INSTALLED NO EARLIER THAN THREE WEEKS AFTER THE TEXTURE COATING HAS BEEN APPLIED. (G) ONLY DELINEATORS LISTED ON THE QPL 1, SECTION G: GUARDRAIL AND BARRIER/ PARAPET DELINEATION MAY BE USED. (H) SEE STANDARD DRAWING S-SSMB SERIES FOR CONCRETE MEDIAN BARRIER DETAILS. |
|---|--|