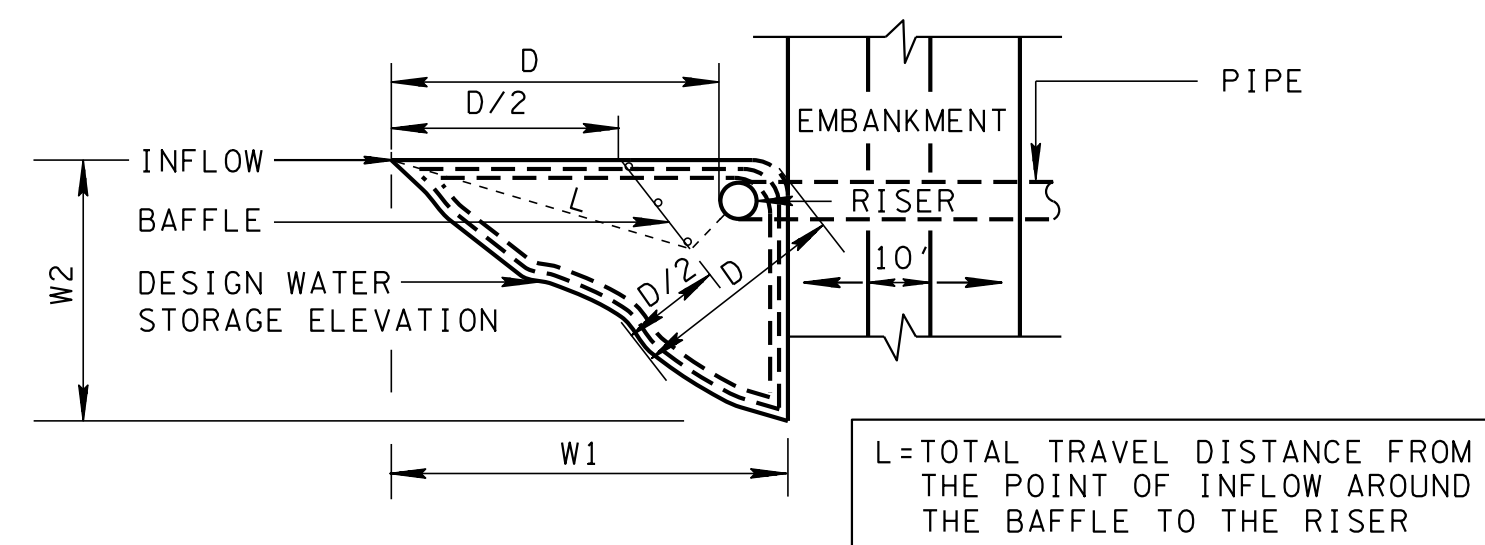
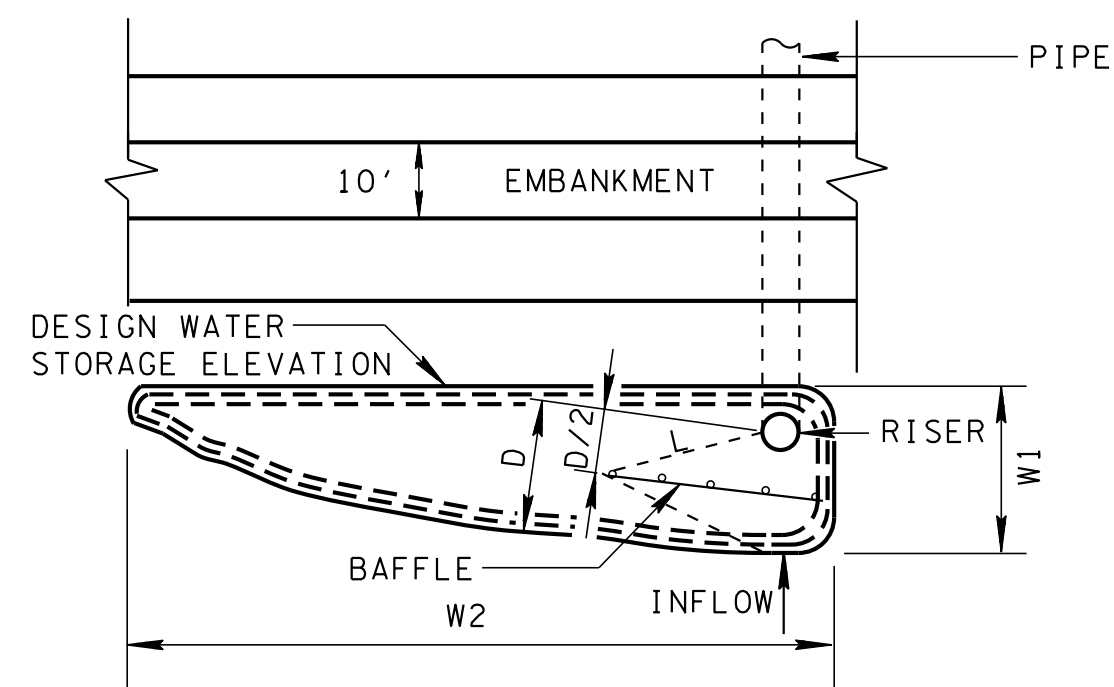


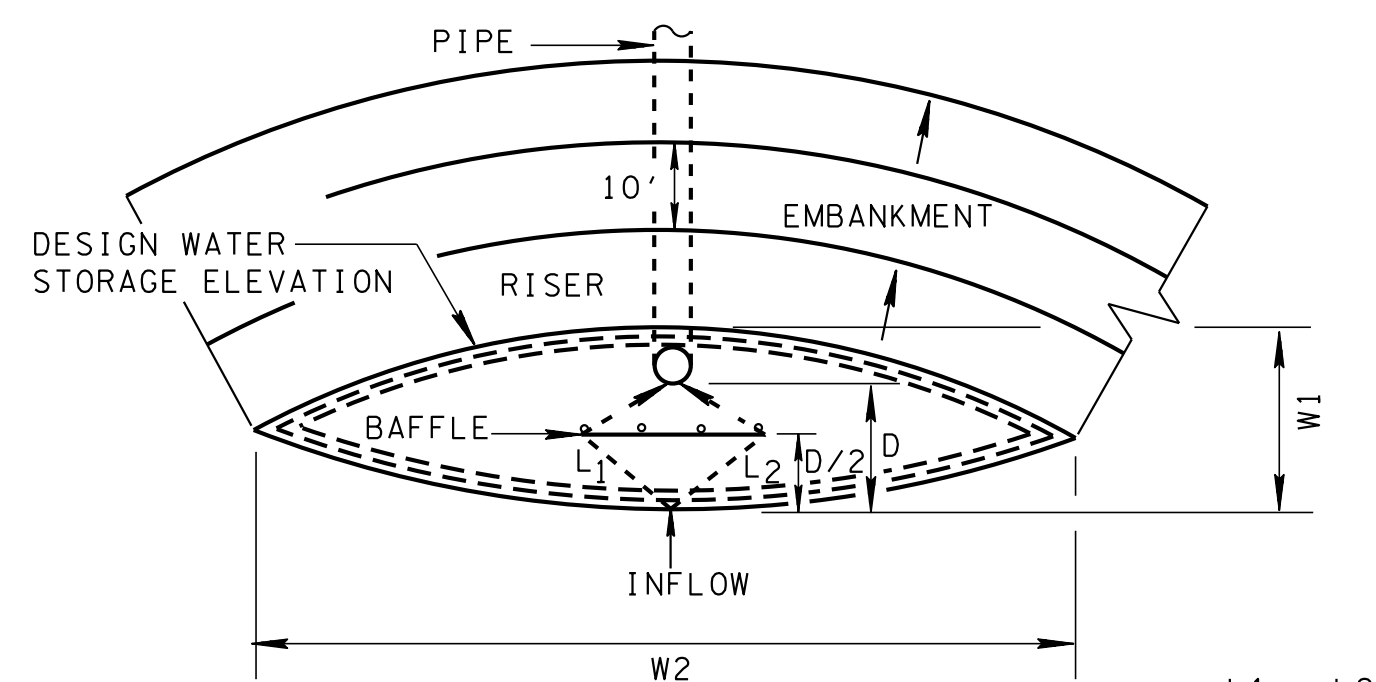
**EXAMPLE PLAN VIEWS OF BAFFLE LOCATIONS IN SEDIMENT BASINS**



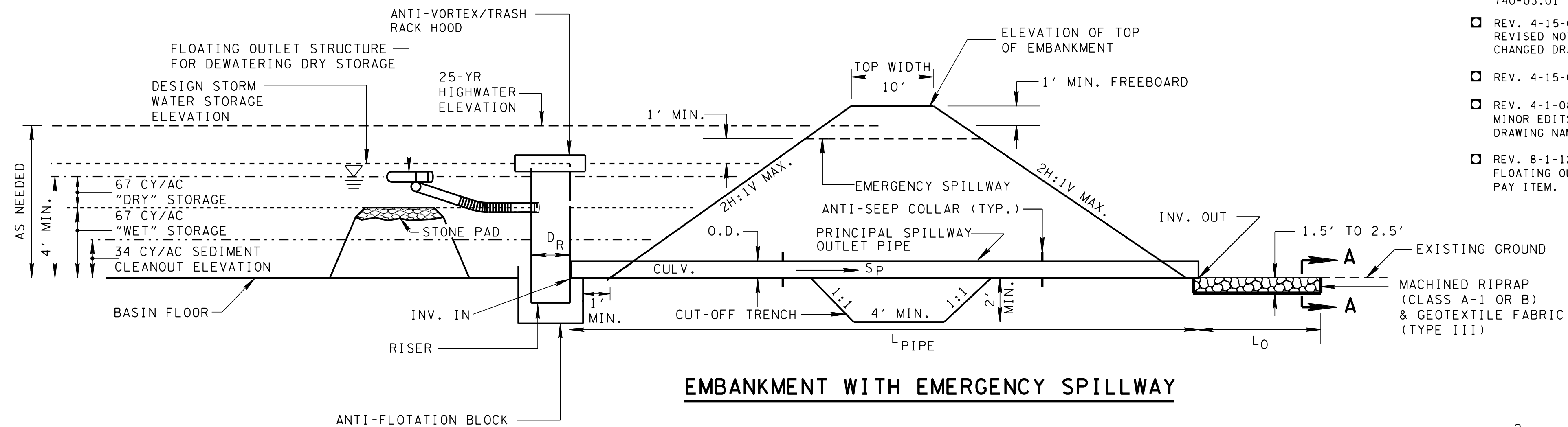
**SHAPE NO. 1**



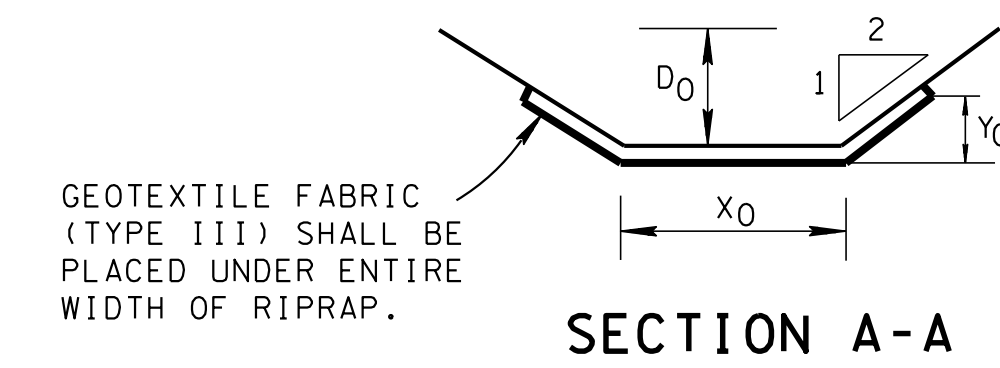
**SHAPE NO. 2**



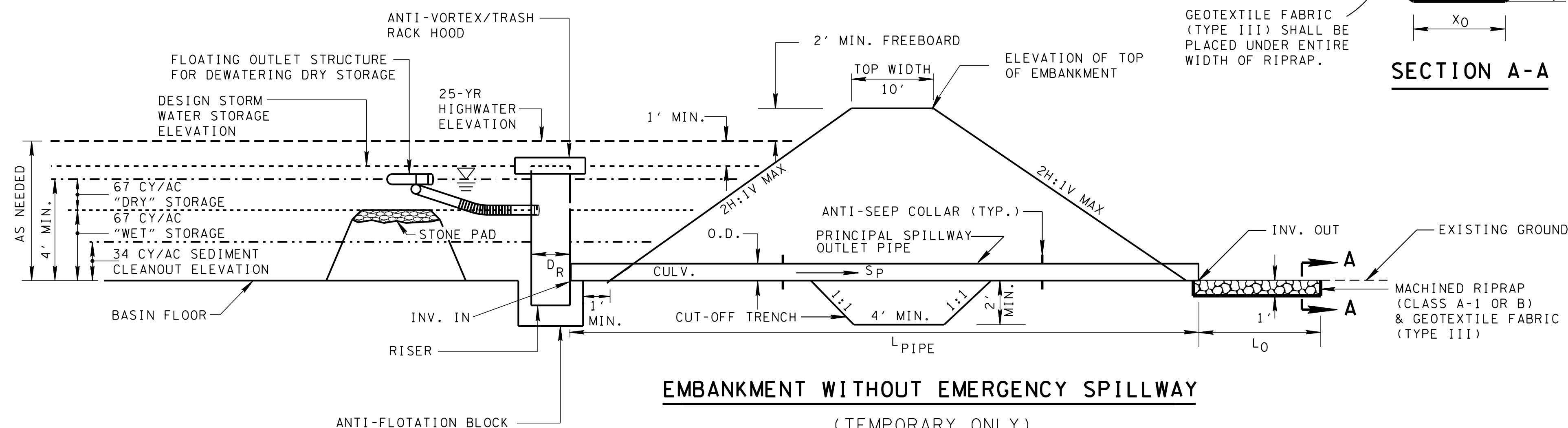
**SHAPE NO. 3**



**EMBANKMENT WITH EMERGENCY SPILLWAY**



**SECTION A-A**



**EMBANKMENT WITHOUT EMERGENCY SPILLWAY**

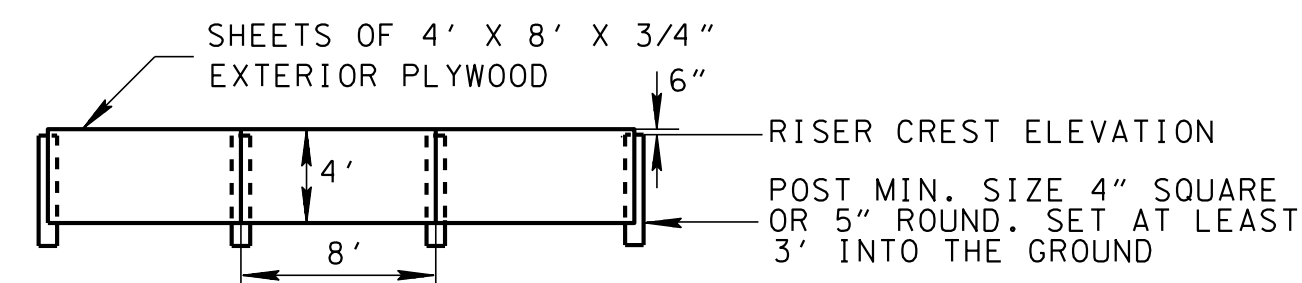
(TEMPORARY ONLY)

(TO BE USED FOR SMALL SEDIMENT VOLUMES ONLY)

**SEDIMENT BASIN GENERAL NOTES**

- (A) BAFFLES SHALL BE 4 FEET X 8 FEET X 3/4 INCH EXTERIOR PLYWOOD, TYPE "PLYFORM" GRADE BB, D, AND ES.
- (B) FOR EARTH-FILL EMBANKMENTS, A CUT-OFF TRENCH SHALL BE EXCAVATED ALONG THE CENTERLINE OF THE DAM. THE TRENCH MUST EXTEND AT LEAST ONE (1) FOOT INTO A STABLE, IMPERVIOUS LAYER OF SOIL AND HAVE A MINIMUM DEPTH OF TWO (2) FEET. THE MINIMUM BOTTOM WIDTH SHALL BE 4 FEET, BUT ALSO MUST BE WIDE ENOUGH TO PERMIT OPERATION OF COMPACTION EQUIPMENT. THE SIDE SLOPES SHALL BE NO STEEPER THAN 1:1.
- (C) THE EXPOSED SLOPES OF THE SEDIMENT BASIN SHOULD BE STABILIZED WITH TEMPORARY SEEDING WITH MULCH OR OTHER STABILIZATION METHODS.
- (D) SEDIMENT BASINS SHALL BE PAID FOR UNDER THE FOLLOWING ITEM NUMBERS:
 

203-01	ROAD & DRAINAGE EXCAVATION (UNCLASSIFIED) PER CUBIC YARD
209-05	SEDIMENT REMOVAL PER CUBIC YARD
209-11.01	THRU
209-11.09	SEDIMENT BASIN RISER ( _ _ ) PER EACH
209-11.20	SEDIMENT BASIN BAFFLES PER LINEAR FOOT
209-20.21	SEDIMENT BASIN OUTLET STRUCTURE (DESCRIPTION) PER LS
607-37.02	THRU
607-37.13	_ _ CORRUGATED METAL PIPE CULVERT PER LINEAR FOOT
709-05.06	MACHINED RIP-RAP (CLASS A-1) PER TON
709-05.08	MACHINED RIP-RAP (CLASS B) PER TON
740-10.03	GEOTEXTILE (TYPE III) (EROSION CONTROL) PER SQUARE YARD
801-01.07	TEMPORARY SEEDING (WITH MULCH) PER UNIT
- (E) PAYMENT SHALL INCLUDE ALL MATERIALS AND LABOR NECESSARY FOR THE CONSTRUCTION, MAINTENANCE, AND REMOVAL OF THE SEDIMENT BASIN.  
SEE STANDARD DRAWINGS EC-STR-15, EC-STR-16 AND EC-STR-18 FOR ADDITIONAL DETAILS AND GENERAL NOTES NOT SHOWN ON THIS DRAWING.



**BAFFLE DETAIL**

MINOR REVISION -- FHWA APPROVAL NOT REQUIRED.

NOT TO SCALE

STATE OF TENNESSEE  
DEPARTMENT OF TRANSPORTATION

**SEDIMENT BASIN  
EMBANKMENT  
DETAILS**

REV. 12-18-95: CHANGED DRAWING NO. FROM ESC-STR-17 TO EC-STR-17.  
 REV. 5-27-01: CHANGED ITEM NO. 740-03.01 TO 740-10.03.  
 REV. 4-15-06: REFORMATTED SHEET, REVISED NOTES, MISC. EDITS TO DRAWING. CHANGED DRAWING NAME.  
 REV. 4-15-06: REVISED NOTES.  
 REV. 4-1-08: REVISED GENERAL NOTES, MINOR EDITS TO DRAWING, CHANGED DRAWING NAME, AND CHANGED LEGEND.  
 REV. 8-1-12: REVISED DRAWING FOR FLOATING OUTLET STRUCTURE, ADDED PAY ITEM.