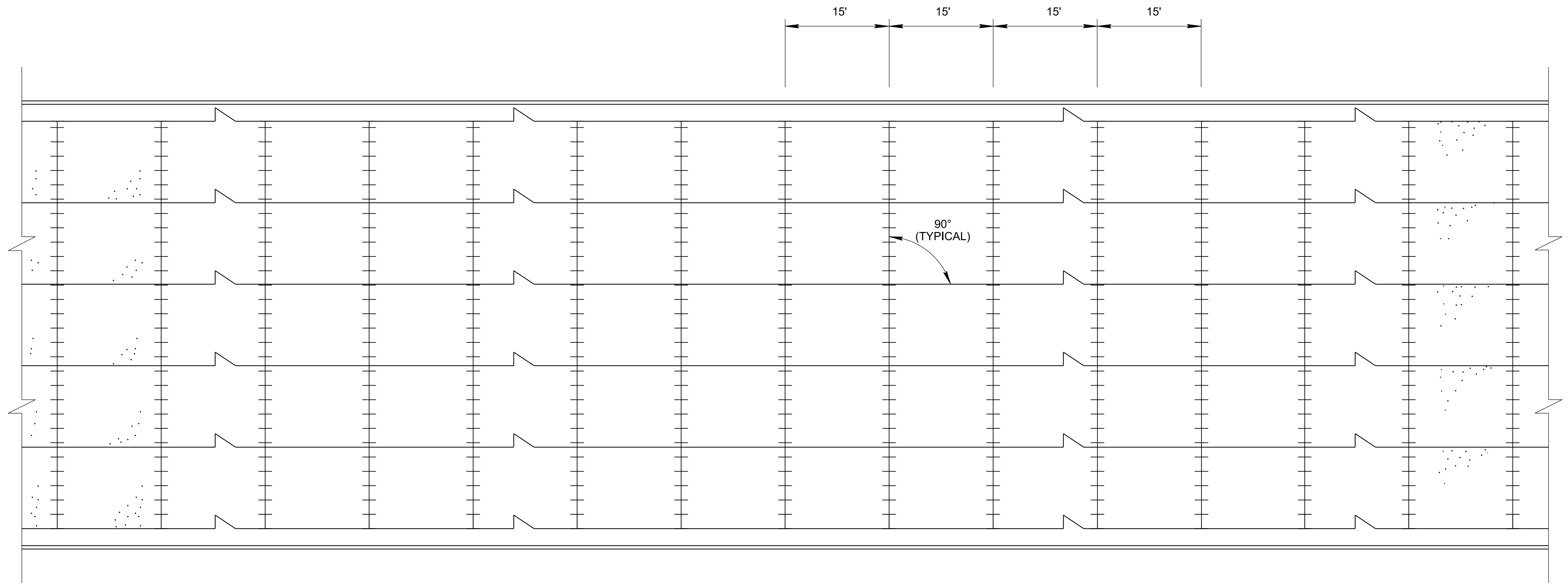
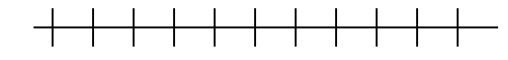



3/4/2020 11:47:20 AM
\\AG03SDCWF00010.net\ads.state.tn.us\PROJECTS\Standard Drawings Folder\Working Folder for Eugene\Draft\140 ROADWAY AND PAVEMENT APPURTENANCES\104.01 Concrete Pavement\RPJ3-20200501.dwg

REV. 3-20-91: REDREW SHEET AND CHANGED JOINT SPACING FOR CONCRETE PAVEMENT USING STONE. ELIMINATED USE OF EXPANSION JOINTS EVERY 0.5 MILES.
REV. 12-18-94: CHANGED DRAWING REFERENCE NUMBER IN CROSS-REFERENCE BLOCK.
REV. 10-26-00: CHANGED VARIABLE JOINT SPACING TO 15' CONSTANT.
REV. 05-01-20: REDREW SHEET.



TYPICAL MULTIPLE-LANE HIGHWAY

JOINT SYMBOLS

TRANSVERSE CONTRACTION

LONGITUDINAL CONTRACTION OR LONGITUDINAL CONSTRUCTION

CROSS-REFERENCE DRAWINGS FOR THIS DRAWING: RP-J-9, RP-J-11, RP-J-13, RP-J-15, RP-J-17, RP-J-18 AND RP-J-19.

APPROVED BY FHWA
(ALL OTHERS APPROVED BY TDOT)

STATE OF TENNESSEE
STANDARD DRAWING
DEPARTMENT OF TRANSPORTATION

PORTLAND CEMENT
CONCRETE
PAVEMENT
JOINT TYPES AND
SPACING

RP-J-3

NOT TO SCALE