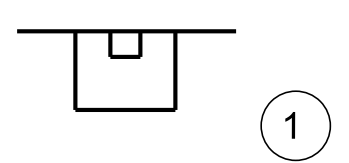



STANDARD LEGEND




1

CURB INLET PROTECTION (TYPE 1, 2, ETC)



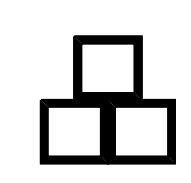
A

CATCH BASIN PROTECTION (TYPE A, B, ETC)



1

CATCH BASIN FILTER ASSEMBLY (TYPE 1, 2, ETC)



GABION CHECK DAM