

A G E N D A

**TENNESSEE STUDENT ASSISTANCE CORPORATION
BOARD OF DIRECTORS MEETING**

THEC Board Room, 18th Floor, Parkway Towers

March 18, 2011, 10:00 A.M. CDT

Adoption of Agenda

Approval of Minutes: September 16, 2010

Chairman's Report

Executive Director's Report

TASFAA President's Report

I. Decision Items

- A. Selection of 2011-12 Officers and Committee Members
- B. Request for TSLP Transfer to Tennessee Student Assistance Award

II. Discussion Items

- A. Federal Family Education Loan Program Update
- B. Grants and Scholarship Programs Status Report
- C. 2011 General Assembly Legislative Report
- D. College Goal Sunday Report
- E. Audit Update
- F. Communications Services Update

III. New Business

IV. Old Business

**Tennessee Student Assistance Corporation
Board of Directors Meeting Minutes
September 16, 2010
1:00 p.m. CDT**

The Board of Directors of the Tennessee Student Assistance Corporation met on Thursday, September 16, 2010. The meeting was called to order by Dr. Richard G. Rhoda at 1:04 p.m.

ROLL CALL

The following board members/alternate representatives were present:

Claude Pressnell, via conference call
Richard Rhoda
Jeff Wilson
Tim Schwarz, representing Governor Bredesen
Joy Harris, representing David Lillard
Morgan Branch, representing Commissioner Tim Webb
Cathy Pierce, representing Commissioner Dave Goetz
David Gregory, representing Chancellor Charles Manning
Faye Weaver, representing Comptroller Justin Wilson
Katie High, representing Jan Simek, via conference call
Lori May
Dan Boone
Sandra Rockett
Will Pinkston

APPROVAL OF MINUTES FOR THE March 18, 2010 MEETING

Dr. Rhoda introduced the new board members, Mr. William Stuard, who was unable to attend, Mr. SimmieRay Dinkins, student member from LeMoyne-Owen College who was also unable to attend, Mr. Will Pinkston, private citizen, and Ms. Sandra Rockett, new TASFAA president. He then called for a motion to approve the minutes of the March 18, 2010 Board Meeting. Ms. Faye Weaver made a motion to approve the minutes. Mr. Jeff Wilson seconded the motion and noted that at the last meeting he was welcomed but was not a new member. The motion was duly adopted by the following roll call vote:

Claude Pressnell - Aye
Richard Rhoda - Aye
Jeff Wilson - Aye
Tim Schwarz - Aye
Joy Harris - Aye
Morgan Branch - Aye
Cathy Pierce - Aye
Faye Weaver - Aye
Katie High - Aye
Lori May - Aye
Dan Boone - Aye
Sandra Rockett - Aye
Will Pinkston - Aye

CHAIRMAN’S/ EXECUTIVE DIRECTOR’S REPORT

Dr. Rhoda began by wishing Dr. Pressnell a speedy recovery. He then discussed the Complete College Tennessee Act and the impact on higher education as a whole, with emphasis on college completion, student success, and enhancement of research capacity of the University of Tennessee, Knoxville and the University of Memphis. He stated that higher education in Tennessee is meeting or exceeding the timeline set forth to obtaining goals within the Act.

TASFAA PRESIDENT’S REPORT

Dr. Rhoda recognized Ms. Sandra Rockett to provide her report. Ms. Rockett discussed the direct lending program, year round Pell grant, which allows students to obtain the Pell grant in the summer semester as opposed to just spring and fall semesters. She then noted the annual conference which will be held at the Cool Springs Marriott on April 10-13, which will provide training and updates from TSAC.

DECISION ITEMS

2011-12 TSAA Over-commitment Ratio

Mr. Tim Phelps was recognized to provide the 2011-12 TSAA Over-commitment Ratio item. Mr. Phelps stated that the staff recommendation is for the Tennessee Student Assistance Corporation to adopt an increase in the over-commitment ratio to 153 percent, for the 2011-12 Tennessee Student Assistance Award (TSAA) program. He also recommended that \$1,000,000 from the Tennessee Student Loan Program reserve be made available as additional funding for 2011-12 TSAA awards.

Mr. Phelps stated that in order to fully expend available TSAA appropriations, it is necessary to offer more aid to students than is available to be spent, which reflects the fact that some students who are offered aid will not accept it. Mr. Phelps discussed the percentage of utilized funds, which has steadily decreased over the past three years. He noted that for the 2007-08 academic year, 97.7% of TSAA funding was disbursed, for the 2008-09 academic year 95.8% of funding was disbursed, and for the 2009-10 academic year, 92.7% of funding was disbursed. In closing, Mr. Phelps stated that funding levels have not been determined for the 2011-12 academic year; however, staff is requesting this action be taken now so that when the awarding process begins in January the over- commitment ratio will already be established for available funding to ensure there is no delay in making awards. Mr. Wilson made a motion to approve. Dr. Dan Boone seconded the motion; the motion was adopted by the following roll call vote:

- Claude Pressnell - Aye
- Richard Rhoda - Aye
- Jeff Wilson - Aye
- Tim Schwarz - Aye
- Joy Harris - Aye
- Morgan Branch - Aye
- Cathy Pierce - Aye
- Faye Weaver - Aye
- Katie High - Aye

Lori May - Aye
Dan Boone - Aye
Sandra Rockett - Aye
Will Pinkston - Aye
David Gregory - Aye

Proposed Budget Request for 2010-11

Mr. Abernathy was recognized to provide the proposed TSAC budget request. He stated that along with the fiscal year 2010-2011 base budget request, TSAC submitted to the Governor an improvement request for \$3.2 million for the Tennessee Student Assistance Awards (TSAA) program.

Mr. Abernathy noted that this request was included in the Governor's 2010-2011 recommended budget, funded from state appropriates on a recurring basis. He also stated that included in the fiscal year 2010-2011 budget is a reduction of \$39,200 to TSAC's administration, which represents 3.2% of total state appropriations, however, no other programs were impacted by the reduction. In closing, he stated that it is anticipated that continuing reversions will be required to the state General Fund in 2010-2011, which will include reversion from the Tennessee Student Assistance Awards. After discussion, Dr. David Gregory made a motion to approve the proposed budget request for FY2011-12. Mr. Morgan Branch seconded the motion; the motion was adopted by the following roll call vote:

Claude Pressnell - Aye
Richard Rhoda - Aye
Jeff Wilson - Aye
Tim Schwarz - Aye
Joy Harris - Aye
Morgan Branch - Aye
Cathy Pierce - Abstain
Faye Weaver - Aye
Katie High - Aye
Lori May - Aye
Dan Boone - Aye
Sandra Rockett - Aye
Will Pinkston - Aye
David Gregory - Aye

Revision of the Audit Committee Charter

Ms. Ann Collett, Internal Auditor, was recognized to present the proposed revision of the audit committee charter. Ms. Collett stated that the proposed revision deletes the requirement to have three members from each organization, THEC and TSAC on the committee and instead states that the committee shall consist of five members; a quorum will require three or more members to be present; and adds that the committee and its chair shall be "selected by the Executive Director of THEC/TSAC and confirmed by the" Commission/Board of Directors; and "Commission/Board of Directors" is added to the charter approval requirements. She also stated that the revision was approved by the Tennessee Higher Education Commission July 29, 2010. If approved by the

Board, the charter will be sent to the Office of the Comptroller of the Treasury for approval. After discussion, Dr. Claude Pressnell made a motion to approve with one revision which states that the committee will have 5 members with representation from each organization. Ms. Joy Harris seconded the motion; the motion was duly adopted by the following roll call vote:

Claude Pressnell - Aye
Richard Rhoda - Aye
Jeff Wilson - Aye
Tim Schwarz - Aye
Joy Harris - Aye
Morgan Branch - Aye
Cathy Pierce - Aye
Faye Weaver - Aye
Katie High - Aye
Lori May - Aye
Dan Boone - Aye
Sandra Rockett - Aye
Will Pinkston - Aye
David Gregory - Aye

Selection of a New Audit Committee Member

Dr. Rhoda discussed the make-up of the THEC/TSAC Audit Committee which is to consist of members from both entities based on language in the Audit Committee Charter. He stated that the terms of two TSAC Board members that served on the Audit Committee expired on June 30, 2010, leaving four total members on the committee. Dr. Rhoda also stated that TSAC will need to appoint one member of the Audit Committee to bring the total committee membership to five. He noted that the current members of the 2010-11 Audit Committee are as follows:

Katie Winchester, Chair (THEC)
Jack Murrah (THEC)
Claude Pressnell (TSAC)
Robert White (THEC)

Dr. Rhoda then nominated Ms. Cathy Pierce to serve on the Committee, effective immediately. Dr. Gregory made a motion to approve the recommendation. Dr. Lori May seconded the motion; the motion was adopted by the following roll call vote:

Claude Pressnell - Aye
Richard Rhoda - Aye
Jeff Wilson - Aye
Tim Schwarz - Aye
Joy Harris - Aye
Morgan Branch - Aye
Cathy Pierce - Aye
Faye Weaver - Aye
Katie High - Aye

Lori May - Aye
Dan Boone - Aye
Sandra Rockett - Aye
Will Pinkston - Aye
David Gregory – Aye

Dr. Rhoda then advised the board that he believes Mr. William Stuard will be a good candidate as an audit committee member in the future.

DISCUSSION ITEMS

Grants and Scholarship Programs Update

Mr. Phelps provided an update on the Grants and Scholarship Programs. He stated that the Tennessee Student Assistance Awards (TSAA) totaling \$84 million were awarded to 41,400 students for the 2010-11 award year and the total funding available to the TSAA program for 2010-11 is approximately \$58 million. He noted that the Board approved a 145% over-commitment, which resulted in awards of \$84 million and of this amount TSAC estimates that \$55.5 million will actually be utilized.

Mr. Phelps discussed the year-end figures for 2009-10, stating they indicate 92.7% actual expenditures, which represents 25,155 students receiving \$53.9 million. He then stated that the Tennessee Education Lottery Scholarship (TELS) concluded the 2009-10 academic year by providing awards to 98,000 students at just under \$284 million.

In closing he noted that for the 2010-11 academic year, TSAC has projected TELS expenditures at \$308.7 million and as the year progresses, TSAC will monitor expenditures and provide an updated estimate in December to the State Funding Board.

Communication Services Update

Ms. Diane LeJeune was recognized to provide the communication services update. She discussed the outreach statistics such as college fairs, visits to administrators, financial aid presentations, and visits to schools. Ms. LeJeune also reviewed the presentations and workshops offered to assist students and parents, call-center statistics, publications, and outreach partnerships.

Federal Family Education Loan Program Update/NGS Update

Ms. Jane Pennington was recognized to provide the update on the Federal Family Education Loan Program. Ms. Pennington stated that as the designated guarantor for Tennessee, TSAC provided four types of loans through the Federal Family Education Loan Program, as of June 30, 2010 and effective July 1, 2010, these same types of loans are all processed through the Federal Direct Loan Program.

She updated the board on Subsidized Stafford loans, Unsubsidized Stafford loans, PLUS loans, and Grad/Professional PLUS loans programs. Ms. Pennington noted that TSAC guaranteed \$512 million in these four programs in 2009-10, which represents a decrease of 39.5% or \$334 million since 2008-09. She stated that the decrease is due to an increasing number of institutions

moving to the Federal Direct Loan Program in anticipation of the federal requirement that all new student loans would be under Direct Loans as of July 1, 2010.

2010 General Assembly Report

Mr. Abernathy briefed the board on legislation that impacted TSAC directly. He discussed Public Chapter 1141 (SB 2899/HB 3479) which expanded the definition of an “eligible independent postsecondary institution” under the Lottery Statute. Mr. Abernathy stated that institutions that became eligible for lottery scholarships include Hiwassee College, Tennessee Temple University, and Knoxville College and eligibility at these institutions will be phased in by allowing only incoming freshmen to receive the award for the 2010-11 academic year. Subsequent freshmen classes will be eligible for the award.

He then discussed HB 3413/SB 3268 which would have expanded eligibility for the Minority Teaching Fellows Program to graduate students and noted that this bill passed in the Senate but failed in the House.

Mr. Abernathy then briefly discussed SB 2650/HB 3014, which would have expanded the current license revocation statutes to include teachers, lobbyists, insurance agents, sports agents, and attorneys. He noted that this bill passed in the Senate but failed in the House Budget sub-committee.

In closing, Mr. Abernathy discussed the Lottery Stabilization Task Force, appointed by the legislature, to review the continued viability of the Tennessee Lottery Scholarship programs in their current forms. He noted that the Task Force is charged specifically with analyzing program revenues and expenditures and developing a recommendation to limit the use of lottery reserves while maximizing scholarships for qualified students.

License Revocation Update

Mr. Abernathy discussed the license revocation program, which was identified in Performance audits conducted in 2002 and 2008 by the State Comptroller’s office. He noted that TCA §§ 56-1-312 and 63-1-141 direct the TSAC to work with the Department of Commerce and Insurance and the Department of Health, respectively, to suspend the professional licenses or certificates of individuals who have defaulted on their federal student loans.

Mr. Abernathy stated that TSAC has been sending notices to defaulted borrowers encouraging them to contact TSAC to make payment arrangements or face the possibility of license suspension. He also stated that of the notices sent, 44 percent in each category (health and commerce and insurance), have responded, \$224,404 has been repaid, and a total of 424 suspensions/revocations have been ordered.

Internal Audit Update

Ms. Ann Collett briefed the board on current audits. She discussed the status of the Federal Family Education Loan Program overstatement of cash in the Federal Fund and understatement in the Operating Fund. Ms. Collett stated that she was asked to assist in the review of the accounting for “averted” or

“recalled” claims in the FFELP program, an area of concern found by the fiscal manager and accounting manager. She stated that an internal audit report was submitted to Dr. Rhoda and the Audit Committee on the review of FY09. She also stated that management submitted a letter to the U.S. Department of Education requesting permission to transfer \$3,782,145.43 from the Federal Fund to the Operating Fund and noted that this issue is still outstanding.

Ms. Collett then briefed the board on the status of external audits for the fiscal year that ended June 30, 2009, the Internal Audit Plan for FY11, which was approved by Dr. Rhoda and the Audit Committee and submitted to the Comptroller of the Treasury in July, and the Annual Risk Assessment required under the Financial Integrity Act.

There being no further business, the meeting adjourned at 3:07 p.m.

Approved:

Dr. Claude O. Pressnell, Jr., Secretary

Tennessee Student Assistance Corporation

Friday March 18, 2011

DECISION ITEM A: Selection of 2011-12 Officers and Committee Members

Staff Recommendation: The board elects its 2011-12 officers and committee members.

Background: TSAC Bylaws state that the corporation's officers shall consist of a Chairman, Vice-Chairman, Secretary, and Treasurer; each elected by the directors of the corporation from among their own number. The term of office is one year.

The bylaws authorize the Chairman to appoint board committees. In practice, the Chairman brings committee appointments to the full board.

Following today's report from the chairman, 2011-12 officers and committee members will be selected. A list of current (2010-11) officers and committee members is attached.

Supporting Document: *Tennessee Student Assistance Corporation: 2010-11 Officers and Committees*

Tennessee Student Assistance Corporation
2010-11 Officers and Committees

Officers

Governor Bill Haslam, Chairman
Richard Rhoda, Vice Chair
David Lillard, Treasurer
Claude Pressnell, Secretary

Executive Committee

Governor Bill Haslam, Chair
Mark Emkes
David Lillard
Claude Pressnell
Richard Rhoda
Justin Wilson

Appeals Committee

John Morgan, Chair
Joe DiPietro
Lori May
Richard Rhoda
Justin Wilson

Audit Committee

Cathy Pierce (for Mark Emkes)
Claude Pressnell
Sammy Stuard

TENNESSEE STUDENT ASSISTANCE CORPORATION

Friday, March 18, 2011

DECISION ITEM B: Transfer funds from Tennessee Student Loan Program (TSLP) reserve to the Tennessee Student Assistance Award (TSAA)

Staff Recommendation: That \$1,500,000 from the Tennessee Student Loan Program (TSLP) reserve be made available for additional awards for the 2011-12 Tennessee Student Assistance Award (TSAA) program.

Background: Congress has eliminated funding beginning 2011-12 previously available through the Special Leveraging Education Assistance Partnership (SLEAP) and is considering elimination of the Leveraging Educational Assistance Partnership (LEAP).

Elimination of SLEAP has resulted in a loss of approximately \$700,000 for TSAA awards, while the loss of LEAP would result in additional reduction of approximately \$500,000. By transferring \$1.5 million from the TSAA reserve, TSAC will increase funding for the 2011-12 academic year, providing awards to approximately 900 more recipients.

Supporting Document: *Tennessee Student Assistance Award Program History, March 2011.*

Tennessee Student Assistance Award Program
Actual and Projected Expenditures

	2006-07	2007-08	2008-09	2009-10	<i>Projected 2010-11</i>	<i>Projected 2011-12</i>
Total Funding	\$ 44,477,000	\$ 59,092,000	\$ 58,092,000	\$ 58,120,000	\$ 58,211,000	\$ 58,463,000
State Appropriations*	\$ 43,170,000	\$ 46,957,000	\$ 49,179,000	\$ 49,163,000	\$ 49,163,000	\$ 49,163,000 **
Federal (LEAP/SLEAP)	\$ 1,307,000	\$ 1,135,000	\$ 1,113,000	\$ 1,157,000	\$ 1,248,000	\$ -
Lottery Funds	\$ -	\$ 10,000,000	\$ 6,800,000	\$ 6,800,000	\$ 6,800,000	\$ 6,800,000
Reserve Transfer	\$ -	\$ 1,000,000	\$ 1,000,000	\$ 1,000,000	\$ 1,000,000	\$ 2,500,000
Actual year-end expenditures	42,495,000	57,735,000	55,635,000	53,905,000	55,500,000	56,124,500
Unspent Funds	1,982,000	1,357,000	2,457,000	4,215,000	2,711,000	2,338,500
Total funding spent	95.5%	97.7%	95.8%	92.7%	95.3%	96.0%
Over-commitment ratio	129.5%	141.0%	144.9%	145.1%	145.2%	153.0%
Students received aid	19,863	27,707	26,851	25,155	31,800	32,145
Average expenditure amount	\$ 2,139	\$ 2,084	\$ 2,072	\$ 2,143	\$ 1,746	\$ 1,746
TN Student Loan Program Reserve - TSAA	\$ 11,121,000	\$ 11,425,000	\$ 12,056,200	\$ 13,293,700	\$ 14,610,500	\$ 15,585,000

* Total funding available to TSAA in projected 2011-12 does not include \$200,000 for Dependent Children Scholarship program.

** Includes \$3.2M improvement reflected in Governor's recommended budget.

Tennessee Student Assistance Corporation

Friday March 18, 2011

DISCUSSION ITEM A: Federal Family Education Loan Program (FFELP) Update

Staff Recommendation: For discussion only.

Background: Under the Health Care and Education Reconciliation Act of 2010, new FFELP loans are no longer originated as of July 1, 2010. At the beginning of the 2010-11 academic year, TSAC's portfolio included over 800,000 loans with an estimated value of over \$4.5 billion. In spite of the "sunset" of FFELP, work continues in the Loan Division. The areas outlined below summarize some of the major ongoing efforts by the Loan Division.

Work Processes

Loan staff is continuing to improve work processes to address the needs of borrowers. Part of this ongoing effort includes: reviewing publications, training staff members, and archiving student records through electronic scanning. The loan division is reviewing and updating its Policy and Procedures manual, including the addition of hyperlinks to consistently cite pertinent regulations and form letters for each respective procedure and continues to review security policy and procedures in the manual. Staff have taken additional steps to ensure borrower social security information is secure in our offices and have scheduled additional training for the loan staff.

Access Database Tools

The loan division is creating a series of new Access database tools to assist in monitoring workflow more effectively. These tools will be used on a daily basis in dealing with issues such as tax offset appeals, loan discharges, refund check requests (CRQ's), invoices, license revocations, and reinstatement letters. These tools have proven to be effective in monitoring the activity and timeliness of our efforts and we will continue to develop other databases to ensure that efforts remain up to date and accurate.

In order to assist defaulted borrowers with the reinstatement of their Title IV aid, we have added a Request for Reinstatement of Federal Student Aid form to the TSAC website. This has significantly decreased the turnaround time for reinstatement and improved the monitoring of these requests.

RFPs for Loan Rehabilitation and Main Servicing Contracts

Under Loan Rehabilitation, borrowers with defaulted federal student loans can remove the default status and repair their credit history by making nine on-time, voluntary monthly payments within a ten month period. TSAC has issued an RFP for its Loan Rehabilitation program and anticipates having a contract signed sometime in April, 2011. A new contract for grants and loan servicing will be in place January 1, 2012. TSAC is in the process of issuing the RFP for this service and anticipates signing a contract in late spring or early summer.

Future Efforts

Loans and loan servicing have always been our major emphasis, and now that the FFELP program is winding down, we are focusing more services to schools, students, and parents. Among the services under consideration are debt management, financial literacy, educational planning, outreach, default reduction, and school success. Much of the need for these services is driven by the added burdens of postsecondary institutions due to increasing student enrollment and decreasing financial aid support. As part of this effort, we continue to work to establish partnerships with the U.S. Department of Education in areas where we can directly impact students and schools. We also are developing a cost effective consulting service “resource” for post-secondary institutions. This resource will be provided for administrative support, especially when critical issues arise or times of peak work volume.

Tennessee Student Assistance Corporation

Friday, March 18, 2011

DISCUSSION ITEM B: Grant and Scholarship Programs Status Report

Staff Recommendation: For discussion only.

Background

For the current 2010-2011 academic year, TSAC anticipates disbursing approximately \$55.5 million to an estimated 31,800 students.

For the 2011-2012 academic year, Tennessee Student Assistance Awards totaling \$82.2 million have been offered to 38,979 students. (Note: these numbers do not include the \$3.2 million improvement request included in the Governor's recommended 2011-12 budget).

For the 2010-2011 academic year, the Tennessee Education Lottery Scholarship (TELS) program provided an estimated \$308.7M in awards. We will continue to monitor expenditures and, if needed, provide an updated number to the State Funding Board at their next meeting in April.

Current 2010-2011 data for the Merit and Loan Forgiveness Programs indicate TSAC will make just over 1,000 awards to students totaling just under \$3 million.

Supporting Document: *Tennessee Student Assistance Award Program Update, March 18, 2011.*

Tennessee Student Assistance Corporation
Tennessee Student Assistance Award (TSAA) Program

	2009-10 Actual Recipients		2010-11 Awards through 3/1/11	
	Students	\$	Students	\$
Independent/Four-Year	5,146	\$ 20,058,716	6,065	\$ 20,672,021
Independent/Two-Year	21	52,083	17	26,251
Private/Business and Trade	1,543	2,668,995	2,262	3,511,464
Board of Regents	7,352	15,332,408	9,247	16,016,404
University of Tennessee System	3,063	6,535,673	3,764	6,274,426
State Tech/Community Colleges	6,529	7,986,635	9,579	9,524,228
Tennessee Technology Centers	1,501	1,270,427	1,732	1,301,658
	25,155 *	\$ 53,904,937	32,666 **	\$ 57,326,452
Average Award Amount		\$ 2,143		\$ 1,786

* Awards were offered to eligible students who applied by February 25, 2009. Total represents a distinct count of students and is not the sum of the number in the section. Students can attend multiple institutions throughout an academic year, but these student are only counted once.

** Awards were offered to eligible students who applied by February 12, 2010. Data shown here are current as of March 1, 2011. These amounts will decline as certification rosters are completed.

TENNESSEE STUDENT ASSISTANCE CORPORATION
Tennessee Student Assistance Award (TSAA)

	2009-2010		2010-2011 *	
	Students	\$	Students	\$
INDEPENDENT/FOUR-YEAR				
American Baptist College	16	\$34,734	18	\$35,000
Aquinas College	66	256,554	87	222,000
Aquinas College – Primetime	13	49,434	11	26,500
Baptist Memorial College of Health	140	284,922	163	416,120
Belmont University	126	549,773	151	528,500
Bethel College	499	1,945,592	631	2,153,000
Bryan College	112	428,844	151	549,202
Carson-Newman College	241	1,017,712	208	736,000
Christian Brothers University	248	1,044,687	336	1,228,500
Crichton College	126	504,307	0	0
Cumberland University	133	571,878	149	528,000
Fisk University	25	106,236	39	141,806
Free Will Baptist Bible College	7	25,293	9	23,500
Freed-Hardeman University	105	462,639	153	542,000
Hiwassee College	0	0	26	45,000
Johnson Bible College	31	109,461	44	159,500
King College	94	376,884	118	345,051
Lambuth University	106	447,330	66	210,500
Lane College	610	2,214,082	824	2,967,676
Lee University	208	867,813	257	943,065
LeMoyne-Owen College	225	928,460	383	1,186,500
Lincoln Memorial University	211	889,227	304	989,700
Lipscomb University	143	583,673	200	697,000
Martin Methodist College	248	988,522	289	1,012,000
Maryville College	134	579,919	159	584,600
Memphis College of Art	31	129,930	32	118,000
Milligan College	66	267,733	55	196,500
Rhodes College	43	192,278	45	162,000
South College	120	238,636	0	0
Southern Adventist University	29	125,718	36	112,000
Tennessee Temple University	16	35,631	14	23,000
Tennessee Wesleyan College	220	902,477	224	767,606
Trevecca Nazarene University	62	267,108	80	273,500
Tusculum College	371	1,370,602	430	1,460,500
Union University	205	811,334	218	759,500
University of the South	23	100,248	29	110,000
Vanderbilt University	64	284,917	87	298,695
Watkins Institute College of Art and Design	29	64,128	39	120,000
TOTAL:	5,146	\$20,058,716	6,065	\$20,672,021
AVERAGE AWARD:		3,898		3,408
INDEPENDENT/TWO-YEAR				
John A. Gupton College	18	48,681	9	13,250
William R. Moore School of Technology	3	3,402	8	13,001
TOTAL:	21	\$52,083	17	\$26,251
AVERAGE AWARD:		2,480		1,544

TENNESSEE STUDENT ASSISTANCE CORPORATION
Tennessee Student Assistance Award (TSAA)

	2009-2010		2010-2011 *	
	Students	\$	Students	\$
<u>PRIVATE/BUSINESS & TRADE</u>				
Anthem Career College, Memphis	17	\$24,369	32	\$52,000
Anthem Career College, Nashville	19	24,381	31	52,000
Art Institute of Tn, Nashville	56	104,440	88	148,666
Chattanooga College	34	58,430	59	77,826
ConCorde Career Institute	40	79,893	92	140,000
Daymar Institute, Clarksville	67	121,086	35	49,665
Daymar Institute, Murfreesboro	83	152,612	53	78,655
Daymar Institute, Nashville	38	67,998	88	131,333
Fountainhead College of Technology	29	62,034	61	108,000
International Academy of Design & Technology	47	82,366	64	99,002
ITT Technical Institute, Chattanooga	0	0	9	16,333
ITT Technical Institute, Cordova	17	25,238	15	23,331
ITT Technical Institute, Johnson City	0	0	6	10,669
ITT Technical Institute, Knoxville	69	114,840	62	95,661
ITT Technical Institute, Nashville	45	86,974	43	74,663
Kaplan Career College	27	30,776	64	89,151
MedVance Institute	13	20,052	17	27,332
Miller-Motte Business College, Chattanooga	42	70,464	120	190,183
Miller-Motte Technical College, Clarksville	125	218,311	29	46,014
Miller-Motte Business College, Madison	20	26,802	8	12,673
Nashville Auto-Diesel College	57	118,083	154	284,000
Nashville College of Medical Careers	10	13,932	20	29,000
National College of Business & Technology, Bartlett	49	92,088	48	66,991
National College of Business & Technology, Bristol	43	72,260	65	93,436
National College of Business & Technology, Knoxville	66	107,668	33	50,994
National College of Business & Technology, Madison	59	107,528	92	132,000
National College of Business & Technology, Memphis	58	108,312	120	187,336
National College of Business & Technology, Nashville	84	137,700	84	117,665
North Central Institute	1	2,322	1	2,000
Nossi College of Art	82	154,743	39	64,000
O'More College of Design	6	13,836	13	22,000
Remington College, Memphis	83	113,007	106	151,328
Remington College, Nashville	13	16,537	17	22,001
SAE Institute of Technology	6	9,288	14	27,333
South College	0	0	159	267,317
Vatterott Career College	0	0	2	4,000
Vatterott College	18	35,596	90	143,333
Victory College	0	0	139	219,000
Virginia College	53	81,309	32	42,823
West Tennessee Business College	67	113,720	58	61,750
TOTAL:	1,543	\$2,668,995	2,262	\$3,511,464
AVERAGE AWARD:		1,730		1,552

BOARD OF REGENTS

Austin Peay State University	885	\$1,808,979	1,171	\$2,067,490
East Tennessee State University	1,049	2,218,522	1,389	2,374,064
Middle Tennessee State University	1,677	3,543,593	2,069	3,569,227
Tennessee State University	878	1,842,087	1,075	1,975,954
Tennessee Technological University	727	1,549,580	931	1,607,670
University of Memphis	2,136	4,369,647	2,612	4,421,999
TOTAL:	7,352	\$15,332,408	9,247	\$16,016,404
AVERAGE AWARD:		2,085		1,732

TENNESSEE STUDENT ASSISTANCE CORPORATION
Tennessee Student Assistance Award (TSAA)

	2009-2010		2010-2011 *	
	Students	\$	Students	\$
UNIVERSITY OF TENNESSEE SYSTEM				
University of Tennessee, Chattanooga	785	\$1,657,409	1,014	\$1,728,677
University of Tennessee, Health Science Center	19	41,460	4	6,000
University of Tennessee, Knoxville	1,417	3,059,167	1,764	2,864,306
University of Tennessee, Martin	842	1,777,637	982	1,675,443
TOTAL:	3,063	\$6,535,673	3,764	\$6,274,426
AVERAGE AWARD:		2,134		1,667
STATE TECH/COMMUNITY COLLEGES				
Chattanooga State Community College	589	\$705,065	772	\$710,868
Cleveland State Community College	256	303,699	462	450,666
Columbia State Community College	299	373,281	493	497,112
Dyersburg State Community College	468	567,511	575	537,064
Jackson State Community College	605	731,102	748	689,856
Motlow State Community College	223	283,685	280	290,877
Nashville State Community College	419	487,872	728	663,849
Northeast State Community College	457	595,373	807	811,411
Pellissippi State Community College	535	675,396	662	646,795
Roane State Community College	494	614,480	1,246	1,465,263
Southwest Tennessee Community College	1,276	1,535,943	1,585	1,567,647
Volunteer State Community College	367	435,345	492	470,971
Walters State Community College	541	677,883	729	721,849
TOTAL:	6,529	\$7,986,635	9,579	\$9,524,228
AVERAGE AWARD		1,223		994
TENNESSEE TECHNOLOGY CENTERS				
Tennessee Technology Center at Athens	30	\$25,754	37	\$31,002
Tennessee Technology Center at Chattanooga	70	63,628	81	54,082
Tennessee Technology Center at Covington	20	18,068	59	51,228
Tennessee Technology Center at Crossville	36	31,238	37	28,666
Tennessee Technology Center at Crump	99	88,422	114	84,209
Tennessee Technology Center at Dickson	54	41,882	61	53,158
Tennessee Technology Center at Elizabethton	33	26,014	54	35,340
Tennessee Technology Center at Harriman	25	22,726	28	24,057
Tennessee Technology Center at Hartsville	36	30,507	73	66,324
Tennessee Technology Center at Hohenwald	51	53,570	39	31,335
Tennessee Technology Center at Jacksboro	52	50,190	42	28,627
Tennessee Technology Center at Jackson	162	142,432	175	114,663
Tennessee Technology Center at Knoxville	63	45,666	66	46,341
Tennessee Technology Center at Livingston	40	37,404	69	49,460
Tennessee Technology Center at McKenzie	61	55,272	43	36,328
Tennessee Technology Center at McMinnville	57	47,552	61	39,302
Tennessee Technology Center at Memphis	83	65,339	81	69,688
Tennessee Technology Center at Morristown	109	84,208	111	80,306
Tennessee Technology Center at Murfreesboro	19	17,450	77	63,877
Tennessee Technology Center at Nashville	43	40,096	46	38,990
Tennessee Technology Center at Newbern	38	35,172	66	45,655
Tennessee Technology Center at Oneida/Huntsville	26	19,374	39	23,630
Tennessee Technology Center at Paris	73	61,454	86	54,343
Tennessee Technology Center at Pulaski	32	13,044	26	22,672
Tennessee Technology Center at Ripley	54	44,458	51	39,890
Tennessee Technology Center at Shelbyville	99	80,632	69	56,985
Tennessee Technology Center at Whiteville	36	28,875	41	31,500
TOTAL:	1,501	\$1,270,427	1,732	\$1,301,658
AVERAGE AWARD:		846		752

Tennessee Student Assistance Corporation
Merit and Loan Forgiveness Programs

	2010-11 Actual Recipients*	
	Students	\$
Independent/Four-Year	298	\$776,785
Independent/Two-Year	0	0
Board of Regents	328	960,054
University of Tennessee System	380	1,039,755
State Tech/Community Colleges	32	60,091
Tennessee Technology Centers	3	2,500
Private/Business and Trade	2	3,000
Out of State Institution	79	112,875
	1,122	\$2,955,060
Dependent Children	23	\$155,003
Minority Teaching Fellows	116	537,745
Ned McWherter Scholars	179	523,500
Robert C. Byrd Honors	586	845,125
Tennessee Teaching Scholars	152	608,437
Graduate Nursing	66	285,250
	1,122	\$2,955,060

* Data shown here are current as of March 1, 2011.
These amounts will decline as certification rosters are completed.

TENNESSEE STUDENT ASSISTANCE CORPORATION

	Dependent Children		Minority Teaching Fellows		Ned McWherter Scholars		Robert C. Byrd Teaching Honors		Tennessee Teaching Scholars		Graduate Nursing	
	Student	\$	Student	\$	Student	\$	Student	\$	Student	\$	Student	\$
INDEPENDENT/FOUR-YEAR												
American Baptist College												
Aquinas College												
Aquinas College – Primetime												
Baptist Memorial College of Health												
Belmont University	1	7,380			12	36,000	13	19,500	2	6,750		
Bethel College												
Bryan College							2	3,000				
Carson-Newman College			2	10,000	2	6,000	9	13,500	5	22,500		
Christian Brothers University			2	10,000	3	9,000	2	3,000	1	3,375		
Crichton College												
Cumberland University							2	3,000				
Fisk University												
Free Will Baptist Bible College									1	4,500		
Freed-Hardeman University			3	12,500			3	4,500				
Johnson Bible College							1	1,500				
King College							3	4,500	1	2,250	2	7,000
Lambuth University							2	3,000				
Lane College												
Lee University	1	7,380	1	2,500	4	12,000	7	10,500				
LeMoyne-Owen College			3	15,000			1	1,500				
Lincoln Memorial University			1	5,000			9	13,500	8	13,500		
Lipscomb University	3	24,270	1	5,000	6	18,000	22	33,000	3	10,688		
Martin Methodist College							5	7,500				
Maryville College							9	13,500	2	9,000		
Memphis College of Art												
Milligan College							5	7,500	2	5,625		
Rhodes College					3	7,500	3	4,500				
South College									2	6,000		
Southern Adventist University											2	8,750
Tennessee Temple University												
Tennessee Wesleyan College			1	5,000			2	2,250	3	11,250		
Trevecca Nazarene University			1	5,000	1	3,000	2	3,000	6	24,750		
Tusculum College			1	5,000			1	1,500	6	24,750		
Union University	1	7,380			5	15,000	13	19,500	3	11,250	2	7,000
University of the South					6	18,000	5	7,500				
Vanderbilt University					46	138,000	13	18,750	1	3,937	2	10,500
Watkins Inst College of Art and Design												
TOTAL:	6	\$ 46,410	16	\$ 75,000	88	\$ 262,500	134	\$ 199,500	46	\$ 160,125	8	\$ 33,250

TENNESSEE STUDENT ASSISTANCE CORPORATION

	Dependent Children		Minority Teaching Fellows		Ned McWherter Scholars		Robert C. Byrd Teaching Honors		Tennessee Teaching Scholars		Graduate Nursing	
	Student	\$	Student	\$	Student	\$	Student	\$	Student	\$	Student	\$
BOARD OF REGENTS												
Austin Peay State University	1	4,368	7	30,000	2	4,500	17	24,750	1	4,500	4	17,500
East Tennessee State University			3	12,500	6	15,000	27	39,750	3	9,000	14	50,750
Middle Tennessee State University	3	17,766	19	87,500	4	12,000	48	67,500	12	42,187	2	10,500
Tennessee State University	1	7,461	6	27,500			5	7,500	4	15,750	9	49,000
Tennessee Technological University	2	14,952	2	10,000	9	25,500	36	51,000	6	27,000	5	17,500
University of Memphis	4	22,325	32	152,745	1	3,000	22	33,000	2	9,000	9	36,750
TOTAL:	11	\$ 66,872	69	\$ 320,245	22	\$ 60,000	155	\$ 223,500	28	\$ 107,437	43	\$ 182,000
UNIVERSITY OF TENNESSEE SYSTEM												
University of Tennessee, Chattanooga	1	7,380	9	40,000	3	9,000	28	39,000	9	40,500		
University of Tn. Health Science							2	2,250			4	28,000
University of Tennessee, Knoxville	2	15,000	15	72,500	63	183,000	122	177,000	66	289,125	11	42,000
University of Tennessee, Martin			6	27,500	2	6,000	34	50,250	3	11,250		
TOTAL:	3	\$ 22,380	30	\$ 140,000	68	\$ 198,000	186	\$ 268,500	78	\$ 340,875	15	\$ 70,000
STATE TECH/COMMUNITY COLLEGES												
Chattanooga State Tech Community College							1	1,500				
Cleveland State Community College							1	1,500				
Columbia State Community College							2	3,000				
Dyersburg State Community College							2	1,500				
Jackson State Community College							1	1,500				
Motlow State Community College							2	2,250				
Nashville State Tech Community College							2	2,250				
Northeast State Tech Community College	1	5,517										
Pellissippi State Tech Community College			1	2,500			1	1,500				
Roane State Community College							4	6,000				
Southwest Tennessee Community College	1	4,917					1	1,500				
Volunteer State Community College	1	8,907					7	9,750				
Walters State Community College					1	3,000	3	3,000				
TOTAL:	3	\$ 19,341	1	\$ 2,500	1	\$ 3,000	27	\$ 35,250	0	\$ -	0	\$ -
PRIVATE/BUSINESS AND TRADE												
ITT Technical Institute, Knoxville							1	1,500				
South College							1	1,500				
TOTAL:	0	\$ -	0	\$ -	0	\$ -	2	\$ 3,000	0	\$ -	0	\$ -

TENNESSEE STUDENT ASSISTANCE CORPORATION

	Dependent Children		Minority Teaching Fellows		Ned McWherter Scholars		Robert C. Byrd Teaching Honors		Tennessee Teaching Scholars		Graduate Nursing	
	Student	\$	Student	\$	Student	\$	Student	\$	Student	\$	Student	\$
TENNESSEE TECHNOLOGY CENTERS												
Tennessee Technology Center at Athens												
Tennessee Technology Center at Chattanooga							1	500				
Tennessee Technology Center at Covington												
Tennessee Technology Center at Crossville												
Tennessee Technology Center at Crump												
Tennessee Technology Center at Dickson												
Tennessee Technology Center at Elizabethton							1	500				
Tennessee Technology Center at Harriman												
Tennessee Technology Center at Hartsville												
Tennessee Technology Center at Hohenwald												
Tennessee Technology Center at Jacksboro												
Tennessee Technology Center at Jackson							1	1,500				
Tennessee Technology Center at Knoxville												
Tennessee Technology Center at Livingston												
Tennessee Technology Center at McKenzie												
Tennessee Technology Center at McMinnville												
Tennessee Technology Center at Memphis												
Tennessee Technology Center at Morristown												
Tennessee Technology Center at Murfreesboro												
Tennessee Technology Center at Nashville												
Tennessee Technology Center at Newbern												
Tennessee Technology Center at Oneida												
Tennessee Technology Center at Paris												
Tennessee Technology Center at Pulaski												
Tennessee Technology Center at Ripley												
Tennessee Technology Center at Shelbyville												
Tennessee Technology Center at Whiteville												
TOTAL:	0	\$ -	0	\$ -	0	\$ -	3	\$ 2,500	0	\$ -	0	\$ -
Out of State Institutions							79	112,875				
GRAND TOTAL	23	\$ 155,003	116	\$ 537,745	179	\$ 523,500	586	\$ 845,125	152	\$ 608,437	66	\$ 285,250

**Tennessee Education Lottery Scholarship Program
Summary Report
2010-2011 TELS Summary Report**

	2008-2009		2009-2010		2010-2011	
	Actual Recipients		Actual Recipients		Eligible through 3/1/11	
	Students	\$	Students	\$	Students	\$
HOPE	Traditional HOPE		Traditional HOPE		Traditional HOPE	
Independent / Four-Year	7,071	\$26,241,418	7,334	\$27,288,138	7,772	\$29,324,090
Independent / Two-Year	2	8,000	7	24,000	4	12,000
Private/Business Trade	99	343,419	118	420,572	175	642,009
University of Tennessee System	12,534	46,523,246	12,639	46,951,578	13,422	52,081,406
Board of Regents / Four-Year	15,836	58,388,221	16,476	60,891,134	17,612	66,062,081
State Tech/Community Colleges	6,594	11,217,151	7,081	12,095,108	7,546	13,697,933
TOTAL	41,516*	\$142,721,455	43,056*	\$147,670,530	45,867*	\$161,819,519
HOPE	Non-Traditional HOPE		Non-Traditional HOPE		Non-Traditional HOPE	
Independent / Four-Year	332	\$980,342	621	\$1,876,004	584	\$2,147,000
Independent / Two-Year	1	2,000	0	0	0	0
Private/Business Trade	0	0	1	1,334	178	638,683
University of Tennessee System	164	527,752	220	723,767	267	998,636
Board of Regents / Four-Year	269	802,058	492	1,571,818	904	3,192,127
State Tech/Community Colleges	704	950,621	1,352	1,879,731	1,496	2,716,803
TOTAL	1,463*	\$3,262,773	2,668*	\$6,052,654	3,392*	\$9,693,249
HOPE w/ GAM						
Independent / Four-Year	1,616	\$7,918,513	1,705	\$8,310,375	1,805	\$8,797,032
Independent / Two-Year	0	0	0	0	0	0
Private/Business Trade	2	10,000	6	24,375	5	23,332
University of Tennessee System	2,355	11,420,575	2,441	11,875,688	2,814	13,854,425
Board of Regents / Four-Year	1,214	5,875,565	1,358	6,494,975	1,520	7,264,284
State Tech/Community Colleges	58	153,125	75	195,840	72	194,125
TOTAL	5,232*	\$25,377,778	5,562*	\$26,901,253	6,190*	\$30,133,198
HOPE w/ Aspire						
Independent / Four-Year	2,726	\$13,741,933	3,139	\$15,967,573	3,686	\$19,021,578
Independent / Two-Year	3	13,750	8	24,750	4	19,250
Private/Business Trade	33	162,250	54	260,339	174	861,009
University of Tennessee System	3,130	15,784,507	3,647	18,528,230	4,613	24,550,543
Board of Regents / Four-Year	5,863	29,497,792	6,705	33,997,164	8,516	43,489,448
State Tech/Community Colleges	2,893	8,601,635	3,390	10,088,553	4,481	14,079,151
TOTAL	14,450*	\$67,801,867	16,724*	\$78,866,609	21,178*	\$102,020,979
HOPE Access Grant						
Independent / Four-Year	45	\$111,604	75	\$182,417	71	\$180,541
Independent / Two-Year	0	0	0	0	0	0
Private/Business Trade	0	0	0	0	3	5,500
University of Tennessee System	57	138,875	56	143,000	66	170,500
Board of Regents / Four-Year	179	441,031	171	408,998	269	684,750
State Tech/Community Colleges	132	185,504	112	160,300	209	308,875
TOTAL	411*	\$877,014	408*	\$894,715	613*	\$1,350,166
Wilder-Naifeh Technical Skills	11,604*	\$13,314,583	13,435*	\$15,906,073	18,718*	\$24,771,409

*Totals represent a distinct count of students and are not always a sum of the numbers in the section. Students can attend multiple institutions throughout an academic year, but these students are only counted once in each section total.

**Tennessee Education Lottery Scholarship Program
Summary Report
2010-2011 TELS Summary Report**

	2008-2009		2009-2010		2010-2011	
	Actual Recipients		Actual Recipients		Eligible through 3/1/11	
	Students	\$	Students	\$	Students	\$
HOPE Foster Care Grant						
Independent / Four-Year	2	\$5,526	0	\$0	4	\$12,350
Independent / Two-Year	0	0	0	0	0	0
Private/Business Trade	0	0	0	0	0	0
University of Tennessee System	6	30,281	7	37,877	16	73,303
Board of Regents / Four-Year	12	49,022	17	69,854	22	78,289
State Tech/Community Colleges	1	2,767	6	18,629	9	14,627
TOTAL	21	\$87,596	30	\$126,360	51*	\$178,569
Dual Enrollment Grant						
Independent / Four-Year	1,184	\$524,395	1,610	\$666,292	1,671	\$672,140
Independent / Two-Year	0	0	0	0	0	0
Private/Business Trade	1	300	0	0	1	300
University of Tennessee System	1,088	489,496	1,115	518,760	1,187	561,000
Board of Regents / Four-Year	738	366,200	835	417,150	905	466,300
State Tech/Community Colleges	8,959	3,818,802	9,746	4,130,040	10,915	4,593,383
Technology Centers	1,413	577,713	1,583	636,975	1,343	505,200
TOTAL	13,383	\$5,776,906	14,697*	\$6,369,217	15,839*	\$6,798,323
Math & Science Teachers Program						
Independent / Four-Year	1	\$2,000	3	\$6,000	2	\$4,000
University of Tennessee System	10	20,000	5	10,000	6	12,000
Board of Regents / Four-Year	18	32,000	17	31,000	10	20,000
TOTAL	29	\$54,000	25	\$47,000	18*	\$36,000
Helping Heroes Grant						
Independent / Four-Year	7	\$9,500	24	\$37,000	16	\$14,000
Independent / Two-Year	0	0	0	0	0	0
Private/Business Trade	3	6,000	2	3,000	1	1,000
University of Tennessee System	19	27,000	40	60,500	36	33,000
Board of Regents / Four-Year	179	263,265	221	316,742	193	175,500
State Tech/Community Colleges	52	59,849	80	96,000	97	76,000
TOTAL	260	\$365,614	367	\$513,242	343*	\$299,500
Rural Health Loan Forgiveness						
Independent / Four-Year	22	\$249,962	37	\$398,132	33	\$369,620
Private/Business Trade	0	\$0	0	\$0	2	\$16,000
University of Tennessee System	2	11,844	9	85,865	4	42,633
Board of Regents / Four-Year	1	12,000	4	33,915	5	40,796
TOTAL	25	\$273,806	50	\$517,912	44*	\$469,049
ALL PROGRAMS						
Independent / Four-Year	13,006	49,785,193	14,548	\$54,731,931	15,644	\$60,542,351
Independent / Two-Year	6	23,750	15	48,750	8	31,250
Private/Business Trade	138	521,969	181	709,620	539	2,178,833
University of Tennessee System	19,365	74,973,576	20,179	78,935,265	22,431	92,377,446
Board of Regents / Four-Year	24,309	95,727,154	26,296	104,232,750	29,956	121,473,575
State Tech/Community Colleges	19,393	24,989,454	21,842	28,664,201	24,825	35,680,897
Technology Centers	13,017	13,892,296	15,018	16,543,048	20,061	25,276,609
GRAND TOTAL	89,234*	259,913,391	98,079*	\$283,865,565	112,156*	\$337,560,961

*Totals represent a distinct count of students and are not always a sum of the numbers in the section. Students can attend multiple institutions throughout an academic year, but these students are only counted once in each section total.

**Tennessee Education Lottery Scholarship Program
HOPE (Traditional)
Awards By Institution**

	2008-2009		2009-2010		2010-2011	
	Actual Recipients		Actual Recipients		Eligible through 3/1/11	
	Students	\$	Students	\$	Students	\$
Independent / Four -Year						
Aquinas College	45	\$153,375	46	\$147,375	36	\$124,000
Aquinas College-Primetime	0	0	1	4,000	0	0
Baptist Mem. Coll. Health & Sci.	99	346,125	99	341,125	100	370,625
Belmont University	663	2,498,900	677	2,515,500	795	3,099,500
Bethel University	183	681,000	248	930,200	321	1,227,800
Bryan College	134	498,500	134	504,000	168	630,000
Bryan College - Adult	0	0	0	0	0	0
Carson Newman College	511	1,887,693	532	2,009,000	525	2,015,500
Christian Brothers University	316	1,131,631	335	1,245,000	340	1,255,000
Cumberland University	262	949,500	249	916,000	269	1,066,500
Fisk University	28	102,000	21	74,000	28	104,000
Free Will Baptist Bible College	15	54,000	20	76,000	29	112,000
Freed Hardeman University	300	1,103,600	302	1,140,000	316	1,174,000
Hiwassee College	0	\$0	0	\$0	9	\$32,000
Johnson Bible College	41	157,000	36	132,000	54	200,000
King College	196	710,000	199	748,225	216	816,000
Knoville College	0	0	0	0	0	0
Lambuth University	222	812,000	150	550,000	97	350,000
Lane College	30	110,000	27	102,000	21	76,000
Lee University	457	1,714,500	490	1,851,500	546	2,061,500
LeMoyne-Owen College	20	74,378	18	72,000	21	80,000
Lincoln Memorial University	196	710,625	225	832,000	316	1,187,000
Lipscomb University	642	2,433,000	675	2,528,250	694	2,622,750
Martin Methodist University	164	603,000	159	600,000	174	647,000
Maryville College	391	1,498,400	396	1,479,000	359	1,343,000
Memphis College of Art	43	148,500	43	158,000	42	141,500
Milligan College	158	585,500	180	692,000	210	806,000
Rhodes College	174	647,250	168	628,000	191	665,500
South College	26	80,668	26	81,335	0	0
Southern Adventist University	210	762,905	203	756,500	221	823,000
Tennessee Temple University	0	0	0	0	1	4,000
Tennessee Wesleyan College	266	1,006,223	309	1,123,672	339	1,286,000
Trevecca Nazarene University	185	681,875	198	745,000	220	823,500
Tusculum College	186	688,000	204	739,500	218	826,500
Union University	463	1,739,500	554	2,047,375	538	1,984,250
University of the South	143	517,034	139	484,376	125	466,000
Vanderbilt University	215	776,361	209	782,705	196	727,540
Victory College (formally Crichton)	36	134,000	9	32,000	0	0
Watkins Inst. Coll. Of Art & Des.	66	244,375	65	220,500	50	176,125
TOTAL	7,071*	\$26,241,418	7,334*	\$27,288,138	7,772*	\$29,324,090
Independent / Two-Year						
John A. Gupton College	2	8,000	7	24,000	4	12,000
TOTAL	2*	\$8,000	7*	\$24,000	4*	\$12,000

*Totals represent a distinct count of students and are not always a sum of the numbers in the section. Students can attend multiple institutions throughout an academic year, but these students are only counted once in each section total.

**Tennessee Education Lottery Scholarship Program
HOPE (Traditional)
Awards By Institution**

	2008-2009		2009-2010		2010-2011	
	Actual Recipients		Actual Recipients		Eligible through 3/1/11	
	Students	\$	Students	\$	Students	\$
Private / Business & Trade						
Art Institute of Tennessee-Nashville	32	102,919	53	\$180,672	82	\$297,341
O'More College of Design	67	240,500	65	239,900	58	\$222,000
South College	0	0	0	0	28	99,668
Victory University	0	0	0	0	7	23,000
TOTAL	99*	\$343,419	118*	\$420,572	175*	\$642,009
University of Tennessee System						
University of TN, Chattanooga	2,700	\$9,954,793	3,108	\$11,464,530	3,271	\$12,771,190
University of TN, Health Sci. Ctr.	27	100,000	16	60,000	22	84,000
University of TN, Knoxville	7,925	29,464,764	7,597	28,228,848	8,274	32,253,431
University of TN, Martin	1,901	7,003,689	1,938	7,198,200	1,877	6,972,785
TOTAL	12,534*	\$46,523,246	12,639*	\$46,951,578	13,422*	\$52,081,406
Board of Regents / Four Year						
Austin Peay State University	1,466	\$5,399,189	1,570	\$5,785,917	1,657	\$6,029,064
East Tennessee State University	2,806	10,262,977	2,817	10,473,439	2,954	10,974,500
ETSU School of Pharmacy	1	4,000	0	0	0	0
Middle Tennessee State University	5,712	20,997,273	5,818	21,365,777	6,263	23,895,190
Tennessee State University	385	1,461,500	437	1,628,971	467	1,834,000
Tennessee Technological Univer.	2,697	9,946,032	2,952	10,897,220	3,155	11,673,452
University of Memphis	2,808	10,317,251	2,918	10,739,810	3,153	11,655,875
TOTAL	15,836*	\$58,388,221	16,476*	\$60,891,134	17,612*	\$66,062,081
State Tech / Community Colleges						
Chattanooga State Com Coll	496	\$807,901	488	\$814,000	584	\$1,013,028
Cleveland State Comm College	299	515,179	322	561,731	331	542,500
Columbia State Comm College	557	940,125	644	1,099,125	671	1,176,500
Dyersburg State Comm College	186	320,192	178	299,750	198	344,250
Jackson State Comm College	427	705,406	449	761,709	449	776,989
Motlow State Comm College	505	893,894	525	914,589	518	996,000
Nashville State Comm College	187	287,123	254	394,798	263	456,000
Northeast State Comm Coll	498	859,542	572	1,009,995	541	959,500
Pellissippi State Comm Coll	989	1,656,173	1,030	1,683,375	1,172	2,210,750
Roane State Community College	725	1,284,651	760	1,346,623	868	1,579,250
Southwest Tennessee Comm Coll	265	440,409	289	468,985	358	690,750
Volunteer State Community Coll	685	1,160,290	767	1,311,928	817	1,526,500
Walters State Community College	793	1,346,266	822	1,428,500	819	1,425,916
TOTAL	6,594*	\$11,217,151	7,081*	\$12,095,108	7,546*	\$13,697,933
Total Awards By Institution Type						
Independent / Four-Year	7,071	\$26,241,418	7,334	\$27,288,138	7,772	\$29,324,090
Independent / Two-Year	2	8,000	7	24,000	4	12,000
Private / Business & Trade	99	343,419	118	420,572	175	642,009
University of Tennessee System	12,534	46,523,246	12,639	46,951,578	18,422	52,081,406
Board of Regents / Four-Year	15,836	58,388,221	16,476	60,891,134	17,612	66,062,081
State Tech / Community Colleges	6,594	11,217,151	7,081	12,095,108	7,546	13,697,933
GRAND TOTAL	41,516*	\$142,721,455	43,056*	\$147,670,530	45,867*	\$161,819,519

*Totals represent a distinct count of students and are not always a sum of the numbers in the section. Students can attend multiple institutions throughout an academic year, but these students are only counted once in each section total.

**Tennessee Education Lottery Scholarship Program
HOPE (Non-Traditional)
Awards By Institution**

	2008-2009		2009-2010		2010-2011	
	Actual Recipients		Actual Recipients		Eligible through 3/1/11	
	Students	\$	Students	\$	Students	\$
Independent / Four - Year						
Aquinas College	7	\$11,000	21	\$39,000	30	\$110,500
Aquinas College-Primetime	4	12,000	2	8,000	1	2,000
Baptist Mem. Coll. Health & Sci.	1	4,000	1	4,000	3	10,000
Belmont University	2	6,000	3	12,000	3	12,000
Bethel University	50	134,000	128	394,500	162	635,500
Bryan College	21	48,000	26	71,575	26	96,000
Bryan College - Adult	0	0	8	26,668	0	0
Carson Newman College	1	2,000	6	21,500	8	30,000
Christian Brothers University	12	28,500	32	96,000	25	85,000
Cumberland University	0	0	2	4,000	0	0
Fisk University	0	0	0	0	0	0
Free Will Baptist Bible College	2	5,500	1	3,000	1	3,000
Freed Hardeman University	0	0	4	15,500	1	4,000
Hiwassee College	0	\$0	0	\$0	0	\$0
Johnson Bible College	0	0	16	52,000	21	67,000
King College	0	0	3	8,250	6	22,000
Knoxville College	0	0	0	0	0	0
Lambuth University	1	2,000	2	8,000	2	8,000
Lane College	0	0	0	0	0	0
Lee University	0	0	5	16,000	26	85,500
LeMoyne-Owen College	0	0	12	32,000	6	24,000
Lincoln Memorial University	33	97,000	38	105,000	46	162,000
Lipscomb University	0	0	5	16,500	9	34,000
Martin Methodist University	27	93,000	25	81,500	23	70,000
Maryville College	1	2,000	2	6,000	2	8,000
Memphis College of Art	0	0	0	0	0	0
Milligan College	0	0	0	0	0	0
Rhodes College	0	0	0	0	0	0
South College	87	267,342	159	477,011	0	0
Southern Adventist University	0	0	1	4,000	0	0
Tennessee Temple University	0	0	0	0	0	0
Tennessee Wesleyan College	2	6,000	6	17,000	12	48,000
Trevecca Nazarene University	0	0	4	10,000	9	32,000
Tusculum College	63	222,000	72	232,500	129	492,500
Union University	13	26,000	34	93,000	30	91,500
University of the South	0	0	0	0	0	0
Vanderbilt University	0	0	0	0	0	0
Victory University (formally Crichton)	1	4,000	1	4,000	0	0
Watkins Inst. Coll. Of Art & Des.	4	10,000	5	17,500	4	14,500
TOTAL	332*	\$980,342	621*	\$1,876,004	584*	\$2,147,000
Independent / Two-Year						
John A. Gupton College	1	2,000	0	0	0	0
TOTAL	1*	\$2,000	0*	\$0	0*	\$0

*Totals represent a distinct count of students and are not always a sum of the numbers in the section. Students can attend multiple institutions throughout an academic year, but these students are only counted once in each section total.

**Tennessee Education Lottery Scholarship Program
HOPE (Non-Traditional)
Awards By Institution**

	2008-2009		2009-2010		2010-2011	
	Actual Recipients		Actual Recipients		Eligible through 3/1/11	
	Students	\$	Students	\$	Students	\$
Private / Business & Trade						
Art Institute of Tennessee-Nashville	0	\$0	1	\$1,334	4	\$16,000
O'More College of Design		0	0	0	1	\$4,000
South College	0	0	0	0	171	610,683
Victory University	0	0	0	0	2	8,000
TOTAL	0*	\$0	1*	\$1,334	178*	\$638,683
University of Tennessee System						
University of TN, Chattanooga	4	\$12,000	7	\$22,000	9	\$33,000
University of TN, Health Sci. Ctr.	0	0	0	0	0	0
University of TN, Knoxville	29	102,000	41	143,500	73	278,500
University of TN, Martin	131	413,752	172	558,267	185	687,136
TOTAL	164*	\$527,752	220*	\$723,767	267*	\$998,636
Board of Regents / Four Year						
Austin Peay State University	92	\$268,130	131	\$400,193	236	\$714,877
East Tennessee State University	50	156,971	110	358,000	166	615,500
ETSU School of Pharmacy	0	0	0	0	0	0
Middle Tennessee State University	45	147,457	111	354,625	148	570,250
Tennessee State University	8	28,500	17	58,500	21	80,000
Tennessee Technological Univer.	13	44,000	31	103,000	47	173,000
University of Memphis	61	157,000	92	297,500	287	1,038,500
TOTAL	269*	\$802,058	492*	\$1,571,818	904*	\$3,192,127
State Tech / Community Colleges						
Chattanooga State Com Coll	6	\$10,750	23	\$28,750	39	\$72,500
Cleveland State Comm College	15	20,500	24	37,002	23	42,000
Columbia State Comm College	126	153,706	201	238,566	135	228,000
Dyersburg State Comm College	9	8,933	128	166,784	144	252,750
Jackson State Comm College	140	193,970	284	405,053	233	400,740
Motlow State Comm College	7	12,250	31	38,679	28	56,000
Nashville State Comm College	163	216,919	147	207,868	96	165,500
Northeast State Comm Coll	73	98,750	61	91,500	68	101,813
Pellissippi State Comm Coll	51	73,250	95	143,500	128	242,500
Roane State Community College	35	44,323	49	71,600	181	343,000
Southwest Tennessee Comm Coll	15	22,021	176	262,429	264	516,500
Volunteer State Community Coll	29	44,500	46	66,500	70	127,750
Walters State Community College	36	50,750	88	121,500	90	167,750
TOTAL	704*	\$950,621	1,352*	\$1,879,731	1,496*	\$2,716,803
Total Awards By Institution Type						
Independent / Four-Year	332	\$980,342	621	\$1,876,004	584	\$2,147,000
Independent / Two-Year	1	2,000	0	0	0	0
Private / Business & Trade	0	0	1	1,334	178	638,683
University of Tennessee System	164	527,752	220	723,767	267	998,636
Board of Regents / Four-Year	269	802,058	492	1,571,818	904	3,192,127
State Tech / Community Colleges	704	950,621	1,352	1,879,731	1,496	2,716,803
GRAND TOTAL	1,463*	\$3,262,773	2,668*	\$6,052,654	3,392*	\$9,693,249

*Totals represent a distinct count of students and are not always a sum of the numbers in the section. Students can attend multiple institutions throughout an academic year, but these students are only counted once in each section total.

**Tennessee Education Lottery Scholarship Program
HOPE w/ GAM
Awards By Institution**

	2008-2009		2009-2010		2010-2011	
	Actual Recipients		Actual Recipients		Eligible through 3/1/11	
	Students	\$	Students	\$	Students	\$
Independent / Four -Year						
Aquinas College	1	\$5,000	1	\$5,000	1	\$5,000
Baptist Mem. Coll. Health & Sci.	0	0	2	10,000	2	10,000
Belmont University	159	782,500	170	827,000	193	956,250
Bethel University	3	15,000	9	40,000	9	45,000
Bryan College	24	115,000	28	140,000	32	160,000
Carson Newman College	78	385,000	74	355,000	74	370,000
Christian Brothers University	68	334,375	66	322,500	70	344,500
Cumberland University	12	60,000	14	67,500	17	77,500
Fisk University	3	15,000	2	7,500	1	5,000
Free Will Baptist Bible College	1	5,000	0	0	0	0
Freed Hardeman University	60	290,000	60	300,000	67	317,500
Hiwassee College	0	\$0	0	\$0	0	\$0
Johnson Bible College	2	10,000	3	15,000	1	5,000
King College	18	90,000	13	65,000	12	60,000
Knoxville College	0	0	0	0	0	0
Lambuth University	38	187,500	27	132,500	16	77,500
Lane College	0	0	0	0	0	0
Lee University	70	337,500	93	447,750	103	512,500
LeMoyne-Owen College	0	0	0	0	0	0
Lincoln Memorial University	21	105,000	23	114,375	27	129,375
Lipscomb University	159	770,000	162	795,000	170	830,000
Martin Methodist University	4	20,000	6	30,000	4	20,000
Maryville College	77	376,000	92	447,500	75	372,500
Memphis College of Art	4	20,000	3	15,000	5	24,500
Milligan College	15	75,000	14	70,000	14	70,000
Rhodes College	104	507,500	114	555,000	152	699,625
South College	0	0	0	0	0	0
Southern Adventist University	28	140,000	25	119,625	26	122,000
Tennessee Temple University	0	0	0	0	0	0
Tennessee Wesleyan College	12	58,500	16	80,000	18	87,500
Trevecca Nazarene University	16	80,000	20	100,000	21	102,500
Tusculum College	5	25,000	7	27,500	7	32,500
Union University	117	578,750	144	702,500	169	825,000
University of the South	73	350,000	78	377,500	78	385,000
Vanderbilt University	445	2,175,888	439	2,131,625	440	2,135,782
Victory University (formally Crichton)	0	0	0	0	0	0
Watkins Inst. Coll. Of Art & Des.	1	5,000	2	10,000	3	15,000
TOTAL	1,616*	\$7,918,513	1,705*	\$8,310,375	1,805*	\$8,797,032
Independent / Two-Year						
John A. Gupton College	0	0	0	0	0	0
TOTAL	0*	\$0	0*	\$0	0*	\$0
Private / Business & Trade						
Art Institute of Tennessee-Nashville	0	\$0	2	\$7,500	1	\$5,000
O'More College of Design	2	10,000	4	16,875	3	\$15,000
South College	0	0	0	0	1	\$3,332
Victory University	0	0	0	0	0	0
TOTAL	2*	\$10,000	6*	\$24,375	5*	\$23,332

*Totals represent a distinct count of students and are not always a sum of the numbers in the section. Students can attend multiple institutions throughout an academic year, but these students are only counted once in each section total.

**Tennessee Education Lottery Scholarship Program
HOPE w/ GAM
Awards By Institution**

	2008-2009		2009-2010		2010-2011	
	Actual Recipients		Actual Recipients		Eligible through 3/1/11	
	Students	\$	Students	\$	Students	\$
University of Tennessee System						
University of TN, Chattanooga	206	\$983,652	238	\$1,165,605	283	\$1,401,250
University of TN, Health Sci. Ctr.	1	5,000	0	0	1	5,000
University of TN, Knoxville	2,017	9,780,048	2,064	10,035,083	2,377	11,708,175
University of TN, Martin	134	651,875	139	675,000	153	740,000
TOTAL	2,355*	\$11,420,575	2,441*	\$11,875,688	2,814*	\$13,854,425
Board of Regents / Four Year						
Austin Peay State University	77	\$372,500	80	\$379,566	93	\$440,000
East Tennessee State University	237	1,149,500	263	1,277,500	297	1,418,000
ETSU School of Pharmacy	0	0	0	0	0	0
Middle Tennessee State University	353	1,695,753	388	1,844,309	298	1,942,500
Tennessee State University	6	30,000	3	14,100	3	12,500
Tennessee Technological Univer.	324	1,558,437	370	1,768,250	452	2,149,784
University of Memphis	220	1,069,375	255	1,211,250	278	1,301,500
TOTAL	1,214*	\$5,875,565	1,358*	\$6,494,975	1,520*	\$7,264,284
State Tech / Community Colleges						
Chattanooga State Com Coll	0	\$0	0	\$0	1	\$3,000
Cleveland State Comm College	3	7,500	5	12,750	1	3,000
Columbia State Comm College	15	38,250	16	42,000	13	33,375
Dyersburg State Comm College	2	6,000	3	9,000	2	6,000
Jackson State Comm College	2	4,125	0	0	2	4,500
Motlow State Comm College	6	18,000	5	13,500	5	14,500
Nashville State Comm College	0	0	1	3,000	3	6,000
Northeast State Comm Coll	1	3,000	3	7,000	2	6,000
Pellissippi State Comm Coll	7	16,000	9	27,000	11	30,000
Roane State Community College	9	27,000	6	14,625	11	28,500
Southwest Tennessee Comm Coll	0	0	0	0	1	3,000
Volunteer State Community Coll	7	19,000	15	38,465	8	21,750
Walters State Community College	6	14,250	12	28,500	12	34,500
TOTAL	58*	\$153,125	75*	\$195,840	72*	\$194,125
Total Awards By Institution Type						
Independent / Four-Year	1,616	\$7,918,513	1,705	\$8,310,375	1,805	\$8,797,032
Independent / Two-Year	0	0	0	0	0	0
Private / Business & Trade	2	10,000	6	24,375	5	23,332
University of Tennessee System	2,355	11,420,575	2,441	11,875,688	2,814	13,854,425
Board of Regents / Four-Year	1,214	5,875,565	1,358	6,494,975	1,520	7,264,284
State Tech / Community Colleges	58	153,125	75	195,840	72	194,125
GRAND TOTAL	5,232*	\$25,377,778	5,562*	\$26,901,253	6,190*	\$30,133,198

*Totals represent a distinct count of students and are not always a sum of the numbers in the section. Students can attend multiple institutions throughout an academic year, but these students are only counted once in each section total.

**Tennessee Education Lottery Scholarship Program
HOPE w/ Aspire
Awards By Institution**

	2008-2009		2009-2010		2010-2011	
	Actual Recipients		Actual Recipients		Eligible through 3/1/11	
	Students	\$	Students	\$	Students	\$
Independent / Four -Year						
Aquinas College	17	\$73,564	13	\$64,627	20	\$105,188
Aquinas College-Primetime	0	0	0	0	1	4,813
Baptist Mem. Coll. Health & Sci.	35	165,312	34	174,625	45	228,938
Belmont University	156	809,750	181	936,250	299	1,627,938
Bethel University	98	467,500	127	666,050	142	725,800
Bryan College	66	337,563	71	374,000	107	565,063
Carson Newman College	205	1,014,861	264	1,324,812	240	1,272,500
Christian Brothers University	147	754,750	173	886,750	212	1,040,000
Cumberland University	77	372,625	101	509,438	114	621,500
Fisk University	28	137,500	29	127,000	40	214,500
Free Will Baptist Bible College	11	55,000	10	49,500	7	34,375
Freed Hardeman University	99	493,450	107	550,000	120	596,000
Hiwassee College	0	\$0	0	\$0	5	\$24,750
Johnson Bible College	23	123,750	18	93,500	30	145,750
King College	64	309,225	77	370,006	94	469,200
Knoxville College	0	0	0	0	0	0
Lambuth University	76	381,500	54	269,500	54	250,250
Lane College	78	398,750	98	476,756	95	472,476
Lee University	152	775,439	198	1,000,313	213	1,079,625
LeMoyne-Owen College	35	176,000	41	210,746	51	250,250
Lincoln Memorial University	133	656,751	168	842,327	213	1,067,900
Lipscomb University	158	803,688	205	1,053,875	268	1,387,250
Martin Methodist University	86	423,500	76	373,313	122	563,750
Maryville College	149	733,300	146	751,300	164	844,250
Memphis College of Art	25	121,000	31	155,375	25	126,500
Milligan College	47	236,500	56	294,250	53	272,250
Rhodes College	52	261,000	73	385,000	84	441,250
South College	30	134,837	30	137,502	0	0
Southern Adventist University	39	181,500	33	165,500	50	249,375
Tennessee Temple University	0	0	0	0	6	33,000
Tennessee Wesleyan College	116	612,563	137	690,950	158	795,618
Trevecca Nazarene University	44	211,750	61	321,062	84	420,750
Tusculum College	119	605,500	141	713,625	202	1,043,250
Union University	159	824,939	180	901,939	184	940,503
University of the South	46	236,500	44	227,658	41	214,500
Vanderbilt University	134	702,192	152	790,274	151	800,875
Victory University (formally Crichton)	25	121,000	5	24,750	0	0
Watkins Inst. Coll. Of Art & Des.	6	28,875	11	55,000	19	91,641
TOTAL	2,726*	\$13,741,933	3,139*	\$15,967,573	3,686*	\$19,021,578
Independent / Two-Year						
John A. Gupton College	3	13,750	8	24,750	4	19,250
TOTAL	3*	\$22,815,741	8*	\$24,750	4*	\$19,250

*Totals represent a distinct count of students and are not always a sum of the numbers in the section. Students can attend multiple institutions throughout an academic year, but these students are only counted once in each section total.

**Tennessee Education Lottery Scholarship Program
HOPE w/ Aspire
Awards By Institution**

	2008-2009		2009-2010		2010-2011	
	Actual Recipients		Actual Recipients		Eligible through 3/1/11	
	Students	\$	Students	\$	Students	\$
Private / Business & Trade						
Art Institute of Tennessee-Nashville	18	\$79,750	39	\$180,589	87	\$439,423
O'More College of Design	15	82,500	15	79,750	28	\$126,500
South College	0	0	0	0	52	\$259,336
Victory University	0	0	0	0	7	35,750
TOTAL	33*	\$162,250	54*	\$260,339	174*	\$861,009
University of Tennessee System						
University of TN, Chattanooga	700	\$3,442,876	834	\$4,215,514	1,122	\$6,015,486
University of TN, Health Sci. Ctr.	80	398,750	74	338,250	53	279,750
University of TN, Knoxville	1,646	8,395,589	1,928	9,830,289	2,507	13,453,256
University of TN, Martin	709	3,547,292	833	4,144,177	939	4,802,051
TOTAL	3,130*	\$15,784,507	3,647*	\$18,528,230	4,613*	\$24,550,543
Board of Regents / Four Year						
Austin Peay State University	580	\$2,861,686	690	\$3,457,322	765	\$3,828,555
East Tennessee State University	1,011	5,014,997	1,129	5,743,805	1,413	7,110,437
ETSU School of Pharmacy	36	198,000	41	225,500	33	178,750
Middle Tennessee State University	1,835	9,382,259	2,135	10,823,359	2,907	14,996,443
Tennessee State University	328	1,664,352	405	2,081,099	595	3,179,000
Tennessee Technological Univer.	1,012	5,026,767	1,074	5,400,718	1,325	6,632,110
University of Memphis	1,073	5,349,732	1,254	6,265,361	1,508	7,564,153
TOTAL	5,863*	\$29,497,792	6,705*	\$33,997,164	8,516*	\$43,489,448
State Tech / Community Colleges						
Chattanooga State Com Coll	219	\$636,757	225	\$687,015	339	\$964,190
Cleveland State Comm College	125	365,632	141	403,409	191	558,673
Columbia State Comm College	208	630,883	268	814,535	330	995,694
Dyersburg State Comm College	90	262,692	127	373,563	168	494,626
Jackson State Comm College	217	642,879	268	803,447	296	881,547
Motlow State Comm College	201	619,574	235	696,884	301	1,023,875
Nashville State Comm College	112	303,719	122	299,051	179	547,177
Northeast State Comm Coll	222	665,265	261	794,710	276	830,244
Pellissippi State Comm Coll	301	898,346	380	1,093,450	537	1,773,753
Roane State Community College	382	1,180,980	439	1,355,524	555	1,750,102
Southwest Tennessee Comm Coll	141	404,601	178	523,327	326	1,118,392
Volunteer State Community Coll	241	707,300	298	877,608	451	1,476,634
Walters State Community College	438	1,283,008	456	1,366,030	542	1,664,244
TOTAL	2,893*	\$8,601,635	3,390*	\$10,088,553	4,481*	\$14,079,151
Total Awards By Institution Type						
Independent / Four-Year	2,726	\$13,741,933	3,139	\$15,967,573	3,686	\$19,021,578
Independent / Two-Year	3	22,815,741	8	24,750	4	19,250
Private / Business & Trade	33	162,250	54	260,339	174	861,009
University of Tennessee System	3,130	15,784,507	3,647	18,528,230	4,613	24,550,543
Board of Regents / Four-Year	5,863	29,497,792	6,705	33,997,164	8,516	43,489,448
State Tech / Community Colleges	2,893	8,601,635	3,390	10,088,553	4,481	14,079,151
GRAND TOTAL	14,450*	\$90,603,857	16,724*	\$78,866,609	21,178*	\$102,020,979

*Totals represent a distinct count of students and are not always a sum of the numbers in the section. Students can attend multiple institutions throughout an academic year, but these students are only counted once in each section total.

**Tennessee Education Lottery Scholarship Program
HOPE Access Grant
Awards By Institution**

	2008-2009		2009-2010		2010-2011	
	Actual Recipients		Actual Recipients		Eligible through 3/1/11	
	Students	\$	Students	\$	Students	\$
Independent / Four -Year						
Aquinas College	0	\$0	0	\$0	0	\$0
Baptist Mem. Coll. Health & Sci.	0	0	0	0	0	0
Belmont University	0	0	0	0	4	11,000
Bethel University	3	6,875	11	27,500	11	30,250
Bryan College	0	0	3	8,250	5	13,406
Carson Newman College	5	12,375	3	5,500	6	15,125
Christian Brothers University	0	0	3	8,250	1	2,750
Cumberland University	2	5,500	3	8,250	3	8,250
Fisk University	1	2,750	1	2,750	4	11,000
Free Will Baptist Bible College	0	0	0	0	0	0
Freed Hardeman University	1	2,750	2	4,125	2	5,500
Hiwassee College	0	\$0	0	\$0	2	\$4,125
Johnson Bible College	1	2,750	0	0	0	0
King College	2	5,500	0	0	1	1,375
Knoxville College	0	0	0	0	0	0
Lambuth University	4	11,000	2	4,125	2	5,500
Lane College	8	20,625	6	15,125	6	13,750
Lee University	1	2,750	6	13,750	1	2,750
LeMoyne-Owen College	1	2,750	0	0	0	0
Lincoln Memorial University	3	6,875	4	11,000	3	6,875
Lipscomb University	0	0	4	9,625	4	8,250
Martin Methodist University	3	8,250	1	2,750	1	2,750
Maryville College	1	687	3	6,875	1	2,750
Memphis College of Art	0	0	1	1,375	1	2,750
Milligan College	0	0	0	0	0	0
Rhodes College	0	0	0	0	0	0
South College	1	917	1	917	0	0
Southern Adventist University	0	0	0	0	0	0
Tennessee Temple University	0	0	0	0	0	0
Tennessee Wesleyan College	4	8,250	3	8,250	3	6,260
Trevecca Nazarene University	1	2,750	4	11,000	1	2,750
Tusculum College	2	5,500	7	16,500	6	15,125
Union University	1	2,750	4	9,625	1	2,750
University of the South	0	0	1	1,375	0	0
Vanderbilt University	0	0	0	0	1	2,750
Victory University (formally Crichton)	0	0	1	1,375	0	0
Watkins Inst. Coll. Of Art & Des.	0	0	2	4,125	1	2,750
TOTAL	45*	\$111,604	75*	\$182,417	71*	\$180,541
Independent / Two-Year						
John A. Gupton College	0	0	0	0	0	0
TOTAL	0*	\$0	0*	\$0	0*	\$0
Private / Business & Trade						
Art Institute of Tennessee-Nashville	0	\$0	0	\$0	1	\$917
O'More College of Design	0	\$0	0	\$0	0	\$0
South College	0	\$0	0	\$0	1	\$1,833
Victory University	0	0	0	0	1	2,750
TOTAL	0*	\$0	0*	\$0	3*	\$5,500

*Totals represent a distinct count of students and are not always a sum of the numbers in the section. Students can attend multiple institutions throughout an academic year, but these students are only counted once in each section total.

**Tennessee Education Lottery Scholarship Program
HOPE Access Grant
Awards By Institution**

	2008-2009		2009-2010		2010-2011	
	Actual Recipients		Actual Recipients		Eligible through 3/1/11	
	Students	\$	Students	\$	Students	\$
University of Tennessee System						
University of TN, Chattanooga	34	\$82,500	40	\$103,125	42	\$114,125
University of TN, Health Sci. Ctr.	0	0	0	0	0	0
University of TN, Knoxville	1	2,750	5	12,375	6	12,375
University of TN, Martin	22	53,625	11	27,500	18	44,000
TOTAL	57*	\$138,875	56*	\$143,000	66*	\$170,500
Board of Regents / Four Year						
Austin Peay State University	21	\$56,375	19	\$45,374	23	\$55,000
East Tennessee State University	19	42,625	17	38,500	25	60,500
ETSU School of Pharmacy	0	0	0	0	0	0
Middle Tennessee State University	54	133,375	53	127,531	117	314,875
Tennessee State University	25	60,500	22	50,125	24	53,625
Tennessee Technological Univer.	17	41,250	10	26,125	16	41,250
University of Memphis	43	106,906	50	121,343	66	159,500
TOTAL	179*	\$441,031	171*	\$408,998	269*	\$684,750
State Tech / Community Colleges						
Chattanooga State Com Coll	12	\$18,376	12	\$16,189	20	\$27,126
Cleveland State Comm College	9	10,500	7	10,500	9	12,687
Columbia State Comm College	7	9,187	1	875	12	15,750
Dyersburg State Comm College	7	8,752	5	7,000	6	8,312
Jackson State Comm College	10	14,000	15	22,750	20	29,750
Motlow State Comm College	9	10,939	6	7,875	10	14,656
Nashville State Comm College	5	5,469	7	7,611	16	21,657
Northeast State Comm Coll	14	19,031	14	22,750	10	12,687
Pellissippi State Comm Coll	17	26,468	11	14,656	35	57,750
Roane State Community College	7	11,156	7	11,375	9	14,437
Southwest Tennessee Comm Coll	8	10,720	7	9,625	20	35,000
Volunteer State Community Coll	8	11,375	6	8,750	21	31,938
Walters State Community College	20	29,531	14	20,344	21	27,125
TOTAL	132*	\$185,504	112*	\$160,300	209*	\$308,875
Total Awards By Institution Type						
Independent / Four-Year	45	\$111,604	75	\$182,417	71	\$180,541
Independent / Two-Year	0	0	0	0	0	0
Private / Business & Trade	0	0	0	0	5	5,500
University of Tennessee System	57	138,875	56	143,000	66	170,500
Board of Regents / Four-Year	179	441,031	171	408,998	269	684,750
State Tech / Community Colleges	132	185,504	112	160,300	209	308,875
GRAND TOTAL	411*	\$877,014	408*	\$894,715	613*	\$1,350,166

*Totals represent a distinct count of students and are not always a sum of the numbers in the section. Students can attend multiple institutions throughout an academic year, but these students are only counted once in each section total.

**Tennessee Education Lottery Scholarship Program
Wilder-Naifeh Technical Skills Grant
Awards By Institution**

	2008-2009		2009-2010		2010-2011	
	Actual Recipients		Actual Recipients		Eligible through 3/1/11	
	Students	\$	Students	\$	Students	\$
Technology Centers						
TN Tech Center at Athens	224	\$333,194	254	\$384,511	506	\$559,033
TN Tech Center at Chattanooga	794	855,028	811	941,690	760	1,037,045
TN Tech Center at Covington	203	240,586	240	274,216	368	501,256
TN Tech Center at Crossville	388	493,449	450	516,715	526	603,000
TN Tech Center at Crump	342	352,530	445	553,059	506	548,828
TN Tech Center at Dickson	518	607,507	616	749,928	1,036	1,613,505
TN Tech Center at Elizabethton	530	608,554	579	668,157	923	968,050
TN Tech Center at Harriman	333	383,016	347	413,442	416	630,341
TN Tech Center at Hartsville	278	348,231	395	470,776	534	890,537
TN Tech Center at Hohenwald	411	498,117	489	608,682	692	1,105,198
TN Tech Center at Jacksboro	213	217,517	255	327,815	338	445,932
TN Tech Center at Jackson	699	805,609	741	918,838	1,160	1,334,892
TN Tech Center at Knoxville	746	845,352	809	956,106	1,446	1,707,745
TN Tech Center at Livingston	393	492,305	389	480,192	514	943,841
TN Tech Center at McKenzie	308	380,258	408	508,950	399	510,425
TN Tech Center at McMinnville	228	280,550	358	417,357	562	596,763
TN Tech Center at Memphis	900	1,068,983	840	937,574	1,687	2,504,518
TN Tech Center at Morristown	857	878,949	931	967,487	917	888,984
TN Tech Center at Murfreesboro	314	375,214	397	450,954	704	786,250
TN Tech Center at Nashville	725	765,940	827	906,456	1,423	2,176,111
TN Tech Center at Newbern	220	254,457	297	364,258	455	680,455
TN Tech Center at Oneida	219	259,620	305	352,997	454	589,659
TN Tech Center at Paris	447	503,006	475	507,015	552	692,455
TN Tech Center at Pulaski	284	341,937	490	666,260	560	880,747
TN Tech Center at Ripley	202	180,740	235	252,562	341	516,968
TN Tech Center at Shelbyville	644	682,752	813	993,945	612	640,169
TN Tech Center at Whiteville	204	261,180	256	316,131	346	418,703
TOTAL	11,604*	\$13,314,583	13,435*	\$15,906,073	18,718*	\$24,771,409

*Totals represent a distinct count of students and are not always a sum of the numbers in the section. Students can attend multiple institutions throughout an academic year, but these students are only counted once in each section total.

**Tennessee Education Lottery Scholarship Program
HOPE Foster Care Grant
Awards By Institution**

	2008-2009		2009-2010		2010-2011	
	Actual Recipients		Actual Recipients		Eligible through 3/1/11	
	Students	\$	Students	\$	Students	\$
Independent / Four -Year						
Aquinas College	0	\$0	0	\$0	0	\$0
Baptist Mem. Coll. Health & Sci.	0	0	0	0	0	0
Belmont University	0	0	0	0	0	0
Bethel University	0	0	0	0	0	0
Bryan College	1	2,763	0	0	0	0
Carson Newman College	0	0	0	0	0	0
Christian Brothers University	1	2,763	0	0	1	3,180
Cumberland University	0	0	0	0	0	0
Fisk University	0	0	0	0	0	0
Free Will Baptist Bible College	0	0	0	0	0	0
Freed Hardeman University	0	0	0	0	1	3,180
Hiwassee College	0	0	0	0	0	0
Johnson Bible College	0	0	0	0	0	0
King College	0	0	0	0	0	0
Knoxville College	0	0	0	0	0	0
Lambuth University	0	0	0	0	0	0
Lane College	0	0	0	0	1	2,810
Lee University	0	0	0	0	0	0
LeMoyne-Owen College	0	0	0	0	0	0
Lincoln Memorial University	0	0	0	0	0	0
Lipscomb University	0	0	0	0	0	0
Martin Methodist University	0	0	0	0	0	0
Maryville College	0	0	0	0	0	0
Memphis College of Art	0	0	0	0	0	0
Milligan College	0	0	0	0	0	0
Rhodes College	0	0	0	0	0	0
South College	0	0	0	0	0	0
Southern Adventist University	0	0	0	0	0	0
Tennessee Temple University	0	0	0	0	0	0
Tennessee Wesleyan College	0	0	0	0	0	0
Trevecca Nazarene University	0	0	0	0	0	0
Tusculum College	0	0	0	0	1	3,180
Union University	0	0	0	0	0	0
University of the South	0	0	0	0	0	0
Vanderbilt University	0	0	0	0	0	0
Victory University (formally Crichton)	0	0	0	0	0	0
Watkins Inst. Coll. Of Art & Des.	0	0	0	0	0	0
TOTAL	2	\$5,526	0	\$0	4	\$12,350
Independent / Two-Year						
John A. Gupton College	0	0	0	0	0	0
TOTAL	0	\$0	0	\$0	0	\$0
Private / Business & Trade						
Art Institute of Tennessee-Nashville	0	\$0	0	\$0	0	\$0
O'More College of Design	0	0	0	0	0	0
South College	0	0	0	0	0	0
Victory University	0	0	0	0	0	0
TOTAL	0	\$0	0	\$0	0	\$0

**Tennessee Education Lottery Scholarship Program
HOPE Foster Care Grant
Awards By Institution**

	2008-2009		2009-2010		2010-2011	
	Actual Recipients		Actual Recipients		Eligible through 3/1/11	
	Students	\$	Students	\$	Students	\$
University of Tennessee System						
University of TN, Chattanooga	1	\$5,310	2	\$7,794	2	\$4,994
University of TN, Health Sci. Ctr.	0	0	0	0	0	0
University of TN, Knoxville	4	18,960	5	30,083	8	54,794
University of TN, Martin	1	6,011	0	0	6	13,515
TOTAL	6	\$30,281	7	\$37,877	16	\$73,303

Board of Regents / Four Year

Austin Peay State University	2	\$6,782	3	\$8,351	2	\$2,504
East Tennessee State University	4	19,202	5	27,559	3	18,636
ETSU School of Pharmacy	0	0	0	0	0	0
Middle Tennessee State University	3	12,370	0	0	7	18,787
Tennessee State University	0	0	0	0	2	5,740
Tennessee Technological Univer.	2	9,617	4	14,215	6	29,700
University of Memphis	1	1,051	5	19,729	2	2,922
TOTAL	12	\$49,022	17	\$69,854	22	\$78,289

State Tech / Community Colleges

Chattanooga State Com Coll	0	\$0	0	\$0	0	\$0
Cleveland State Comm College	0	0	0	0	1	1,315
Columbia State Comm College	0	0	0	0	0	0
Dyersburg State Comm College	0	0	0	0	0	0
Jackson State Comm College	0	0	2	4,125	0	0
Motlow State Comm College	0	0	0	0	0	0
Nashville State Comm College	0	0	0	0	0	0
Northeast State Comm Coll	0	0	0	0	4	6,228
Pellissippi State Comm Coll	0	0	0	0	0	0
Roane State Community College	0	0	0	0	1	767
Southwest Tennessee Comm Coll	0	0	3	7,425	2	3,216
Volunteer State Community Coll	1	2,767	1	7,079	1	3,101
Walters State Community College	0	0	0	0	0	0
TOTAL	1	\$2,767	6	\$18,629	9	\$14,627

Total Awards By Institution Type

Independent / Four-Year	2	\$5,526	0	\$0	4	\$12,350
Independent / Two-Year	0	0	0	0	0	0
Private / Business & Trade	0	0	0	0	0	0
University of Tennessee System	6	30,281	7	37,877	16	73,303
Board of Regents / Four-Year	12	49,022	17	69,854	22	78,289
State Tech / Community Colleges	1	2,767	6	18,629	9	14,627
GRAND TOTAL	21	\$87,596	30	\$126,360	51	\$178,569

**Tennessee Education Lottery Scholarship Program
Dual Enrollment Grant
Awards By Institution**

	2008-2009		2009-2010		2010-2011	
	Actual Recipients		Actual Recipients		Eligible through 3/1/11	
	Students	\$	Students	\$	Students	\$
Independent / Four -Year						
Aquinas College	1	\$300	7	\$3,600	10	\$5,100
Baptist Mem. Coll. Health & Sci.	0	0	0	0	0	0
Belmont University	0	0	0	0	0	0
Bethel University	0	0	0	0	0	0
Bryan College	37	15,450	46	20,100	88	37,350
Carson Newman College	68	26,940	93	40,510	20	8,520
Christian Brothers University	300	137,400	681	258,900	565	221,803
Cumberland University	60	32,100	49	28,800	51	30,600
Fisk University	0	0	0	0	0	0
Free Will Baptist Bible College	1	600	0	0	1	600
Freed Hardeman University	41	19,200	13	5,400	20	9,000
Hiwassee College	0	\$0	0	\$0	115	\$34,500
Johnson Bible College	1	600	1	300	0	0
King College	124	44,700	88	30,488	88	31,950
Knoxville College	0	0	0	0	0	0
Lambuth University	0	0	0	0	0	0
Lane College	0	0	0	0	0	0
Lee University	94	38,700	134	55,663	154	60,617
LeMoyne-Owen College	73	33,600	96	36,900	127	41,100
Lincoln Memorial University	22	12,000	17	9,600	23	9,900
Lipscomb University	100	49,200	138	66,900	134	64,500
Martin Methodist University	95	42,900	51	22,800	57	21,600
Maryville College	6	1,800	1	300	8	3,000
Memphis College of Art	0	0	0	0	0	0
Milligan College	3	900	6	2,200	8	3,000
Rhodes College	0	0	0	0	0	0
South College	0	0	0	0	0	0
Southern Adventist University	42	12,465	51	17,531	56	24,200
Tennessee Temple University	0	0	0	0	1	600
Tennessee Wesleyan College	1	300	2	900	1	300
Trevecca Nazarene University	1	300	0	0	0	0
Tusculum College	0	0	0	0	6	1,200
Union University	109	53,140	140	65,100	149	62,700
University of the South	0	0	0	0	0	0
Vanderbilt University	0	0	0	0	0	0
Victory University (formally Crichton)	5	1,800	0	0	0	0
Watkins Inst. Coll. Of Art & Des.	0	0	1	300	0	0
TOTAL	1,184	\$524,395	1,610	\$666,292	1,671*	\$672,140
Independent / Two-Year						
John A. Gupton College	0	0	0	0	0	0
TOTAL	0	\$0	0*	\$0	0*	\$0
Private / Business & Trade						
Art Institute of Tennessee-Nashville	0	\$0	0	\$0	0	\$0
O'More College of Design	1	300	0	0	0	\$0
South College	0	0	0	0	0	\$0
Victory University	0	0	0	0	1	300
TOTAL	1	\$300	0*	\$0	1*	\$300

**Tennessee Education Lottery Scholarship Program
Dual Enrollment Grant
Awards By Institution**

	2008-2009		2009-2010		2010-2011	
	Actual Recipients		Actual Recipients		Eligible through 3/1/11	
	Students	\$	Students	\$	Students	\$
University of Tennessee System						
University of TN, Chattanooga	81	\$27,300	59	\$22,200	41	\$15,900
University of TN, Health Sci. Ctr.	0	0	0	0	0	0
University of TN, Knoxville	10	3,600	13	4,200	14	5,100
University of TN, Martin	997	458,596	1,043	492,360	1,132	540,000
TOTAL	1,088	\$489,496	1,115*	\$518,760	1,187*	\$561,000
Board of Regents / Four Year						
Austin Peay State University	144	\$65,400	136	\$61,500	125	\$62,100
East Tennessee State University	176	74,100	164	73,800	176	78,000
Middle Tennessee State University	18	7,400	23	7,550	20	7,400
Tennessee State University	0	0	0	0	0	0
Tennessee Technological Univer.	85	42,300	43	21,100	25	11,300
University of Memphis	315	177,000	469	253,200	559	307,500
TOTAL	738	\$366,200	835*	\$417,150	905*	\$466,300
State Tech / Community Colleges						
Chattanooga State Com Coll	921	\$424,600	784	\$360,600	898	\$428,600
Cleveland State Comm College	518	241,466	560	266,115	600	272,923
Columbia State Comm College	619	271,100	665	285,300	633	276,300
Dyersburg State Comm College	536	241,253	548	240,000	555	166,800
Jackson State Comm College	700	297,621	755	312,455	871	364,456
Motlow State Comm College	574	282,326	646	326,480	737	364,326
Nashville State Comm College	821	334,737	803	314,710	917	365,204
Northeast State Comm Coll	378	152,238	446	183,374	533	207,809
Pellissippi State Comm Coll	819	308,344	1,126	442,625	1,236	487,025
Roane State Community College	812	330,666	1,015	427,049	1,330	559,941
Southwest Tennessee Comm Coll	174	69,600	235	73,800	262	91,200
Volunteer State Community Coll	1,296	550,413	1,294	533,300	1,433	616,705
Walters State Community College	791	314,438	879	364,232	927	392,094
TOTAL	8,959	\$3,818,802	9,746*	\$4,130,040	10,915*	\$4,593,383

**Tennessee Education Lottery Scholarship Program
Dual Enrollment Grant
Awards By Institution**

	2008-2009		2009-2010		2010-2011	
	Actual Recipients		Actual Recipients		Eligible through 3/1/11	
	Students	\$	Students	\$	Students	\$
Technology Centers						
TN Tech Center at Athens	0	\$0	0	\$0	0	\$0
TN Tech Center at Chattanooga	0	0	0	0	0	0
TN Tech Center at Covington	32	17,100	20	11,800	24	7,200
TN Tech Center at Crossville	75	28,200	59	20,400	27	8,100
TN Tech Center at Crump	44	19,500	46	19,200	38	11,400
TN Tech Center at Dickson	22	11,400	21	12,000	10	3,600
TN Tech Center at Elizabethton	0	0	29	3,600	66	19,800
TN Tech Center at Harriman	31	9,513	29	9,300	14	6,000
TN Tech Center at Hartsville	181	52,750	168	72,000	199	91,300
TN Tech Center at Hohenwald	128	44,050	148	49,075	83	31,725
TN Tech Center at Jacksboro	15	5,700	8	3,600	11	5,700
TN Tech Center at Jackson	11	6,300	4	1,200	5	1,800
TN Tech Center at Knoxville	3	1,800	0	0	0	0
TN Tech Center at Livingston	178	74,200	162	64,400	109	30,200
TN Tech Center at McKenzie	18	7,200	1	300	2	900
TN Tech Center at McMinnville	0	0	0	0	0	0
TN Tech Center at Memphis	43	14,400	33	7,800	41	12,300
TN Tech Center at Morristown	18	9,300	0	0	0	0
TN Tech Center at Murfreesboro	7	3,900	3	900	3	900
TN Tech Center at Nashville	0	0	7	1,950	37	6,075
TN Tech Center at Newbern	80	40,200	129	54,100	99	40,000
TN Tech Center at Oneida	243	110,500	256	112,050	204	74,100
TN Tech Center at Paris	0	0	0	0	0	0
TN Tech Center at Pulaski	225	98,100	375	164,700	330	142,000
TN Tech Center at Ripley	33	11,700	61	21,600	36	10,800
TN Tech Center at Shelbyville	19	9,600	17	4,800	0	0
TN Tech Center at Whiteville	7	2,300	7	2,200	5	1,300
TOTAL	1,413	\$577,713	1,583*	\$636,975	1,343*	\$505,200
Total Awards By Institution Type						
Independent / Four-Year	1,184	\$524,395	1,610	\$666,292	1,671	\$672,140
Independent / Two-Year	0	0	0	0	0	0
Private / Business & Trade	1	300	0	0	1	300
University of Tennessee System	1,088	489,496	1,115	518,760	1,187	561,000
Board of Regents / Four-Year	738	366,200	835	417,150	905	466,300
State Tech / Community Colleges	8,959	3,818,802	9,746	4,130,040	10,915	4,593,383
Technology Centers	1,413	577,713	1,583	636,975	1,343	505,200
GRAND TOTAL	13,383	\$5,776,906	14,697*	\$6,369,217	15,839*	\$6,798,323

**Tennessee Education Lottery Scholarship Program
Math and Science Teachers Program
Awards By Institution**

	2008-2009		2009-2010		2010-2011	
	Actual Recipients		Actual Recipients		Eligible through 3/1/11	
	Students	\$	Students	\$	Students	\$
Independent / Four -Year						
Aquinas College	0	\$0	0	\$0	0	0
Baptist Mem. Coll. Health & Sci.	0	0	0	0	0	0
Belmont University	0	0	0	0	0	0
Bethel University	0	0	0	0	0	0
Bryan College	0	0	0	0	0	0
Carson Newman College	0	0	1	2,000	0	0
Christian Brothers University	0	0	0	0	0	0
Cumberland University	0	0	0	0	0	0
Fisk University	0	0	0	0	0	0
Free Will Baptist Bible College	0	0	0	0	0	0
Freed Hardeman University	0	0	0	0	0	0
Johnson Bible College	0	0	0	0	0	0
King College	0	0	0	0	0	0
Knoxville College	0	0	0	0	0	0
Lambuth University	0	0	0	0	0	0
Lane College	0	0	0	0	0	0
Lee University	0	0	0	0	0	0
LeMoyne-Owen College	0	0	1	2,000	0	0
Lincoln Memorial University	0	0	0	0	0	0
Lipscomb University	1	2,000	1	2,000	0	0
Martin Methodist University	0	0	0	0	0	0
Maryville College	0	0	0	0	0	0
Milligan College	0	0	0	0	0	0
Rhodes College	0	0	0	0	0	0
South College	0	0	0	0	0	0
Southern Adventist University	0	0	0	0	0	0
Tennessee Temple University	0	0	0	0	0	0
Tennessee Wesleyan College	0	0	0	0	0	0
Trevecca Nazarene University	0	0	0	0	2	4,000
Tusculum College	0	0	0	0	0	0
Union University	0	0	0	0	0	0
University of the South	0	0	0	0	0	0
Victory University (formally Crichton)	0	0	0	0	0	0
Vanderbilt University	0	0	0	0	0	0
TOTAL	1	\$2,000	3	\$6,000	2	\$4,000
University of Tennessee System						
University of TN, Chattanooga	0	\$0	1	\$2,000	2	\$4,000
University of TN, Health Sci. Ctr.	0	0	0	0	0	0
University of TN, Knoxville	9	18,000	3	6,000	4	8,000
University of TN, Martin	1	2,000	1	2,000	0	0
TOTAL	10	\$20,000	5	\$10,000	6	\$12,000
Board of Regents / Four Year						
Austin Peay State University	0	\$0	2	\$4,000	1	\$2,000
East Tennessee State University	2	2,000	0	0	0	0
Middle Tennessee State University	9	18,000	9	15,000	4	8,000
Tennessee State University	1	2,000	0	0	0	0
Tennessee Technological Univer.	0	0	1	2,000	1	2,000
University of Memphis	6	10,000	5	10,000	4	8,000
TOTAL	18	\$32,000	17	\$31,000	10	\$20,000
Total Awards By Institution Type						
Independent / Four-Year	1	\$2,000	3	\$6,000	2	\$4,000
University of Tennessee System	10	20,000	5	10,000	6	12,000
Board of Regents / Four-Year	18	32,000	17	31,000	10	20,000
GRAND TOTAL	29	\$54,000	25	\$47,000	18	\$36,000

**Tennessee Education Lottery Scholarship Program
Helping Heroes Grant
Awards By Institution**

	2008-2009		2009-2010		2010-2011	
	Actual Recipients		Actual Recipients		Eligible through 3/1/11	
	Students	\$	Students	\$	Students	\$
Independent / Four -Year						
Aquinas College	0	\$0	0	\$0	0	\$0
Baptist Mem. Coll. Health & Sci.	1	1,500	1	1,000	0	0
Belmont University	0	0	0	0	0	0
Bethel University	0	0	1	2,000	0	0
Bryan College	0	0	0	0	0	0
Carson Newman College	0	0	1	500	0	0
Christian Brothers University	0	0	0	0	0	0
Cumberland University	1	1,000	0	0	0	0
Fisk University	0	0	0	0	0	0
Free Will Baptist Bible College	0	0	2	4,000	1	1,000
Freed Hardeman University	0	0	0	0	0	0
Hiwassee College	0	0	0	0	0	0
Johnson Bible College	0	0	0	0	0	0
King College	1	1,000	1	1,000	2	2,000
Knoxville College	0	0	0	0	0	0
Lambuth University	0	0	0	0	0	0
Lane College	0	0	0	0	0	0
Lee University	2	2,500	2	4,000	0	0
LeMoyne-Owen College	0	0	1	2,000	0	0
Lincoln Memorial University	0	0	0	0	0	0
Lipscomb University	0	0	3	5,000	5	4,000
Martin Methodist University	1	2,000	5	7,000	5	4,000
Maryville College	0	0	1	2,000	1	1,000
Memphis College of Art	0	0	1	2,000	0	0
Milligan College	0	0	1	500	2	2,000
Rhodes College	0	0	0	0	0	0
South College	0	0	1	2,000	0	0
Southern Adventist University	0	0	0	0	0	0
Tennessee Temple University	0	0	0	0	0	0
Tennessee Wesleyan College	0	0	1	2,000	0	0
Trevecca Nazarene University	0	0	1	1,000	0	0
Tusculum College	0	0	1	1,000	0	0
Union University	0	0	0	0	0	0
University of the South	0	0	0	0	0	0
Vanderbilt University	0	0	0	0	0	0
Victory University (formally Crichton)	0	0	0	0	0	0
Watkins Inst. Coll. Of Art & Des.	1	1,500	0	0	0	0
TOTAL	7	\$9,500	24	\$37,000	16	\$14,000
Independent / Two-Year						
John A. Gupton College	0	0	0	0	0	0
TOTAL	0	\$0	0	\$0	0	\$0
Private / Business & Trade						
Art Institute of Tennessee-Nashville	3	\$6,000	2	\$3,000	0	\$0
O'More College of Design	0	0	0	0	0	\$0
South College	0	0	0	0	1	\$1,000
Victory University	0	0	0	0	0	0
TOTAL	3	\$6,000	2	\$3,000	1	\$1,000

**Tennessee Education Lottery Scholarship Program
Helping Heroes Grant
Awards By Institution**

	2008-2009		2009-2010		2010-2011	
	Actual Recipients		Actual Recipients		Eligible through 3/1/11	
	Students	\$	Students	\$	Students	\$
University of Tennessee System						
University of TN, Chattanooga	4	\$5,500	8	\$12,000	6	\$5,500
University of TN, Health Sci. Ctr.	0	0	0	0	0	0
University of TN, Knoxville	13	19,500	28	43,500	22	21,500
University of TN, Martin	2	2,000	4	5,000	8	6,000
TOTAL	19	\$27,000	40	\$60,500	36	\$33,000
Board of Regents / Four Year						
Austin Peay State University	57	\$79,986	62	\$84,242	70	\$63,500
East Tennessee State University	36	49,000	84	120,000	40	37,000
ETSU School of Pharmacy	1	1,000	0	0	0	0
Middle Tennessee State University	51	80,148	39	56,500	50	45,000
Tennessee State University	2	3,000	6	9,500	6	6,000
Tennessee Technological Univer.	2	4,000	5	8,000	1	1,000
University of Memphis	30	46,131	25	38,500	26	23,000
TOTAL	179	\$263,265	221	\$316,742	193	\$175,500
State Tech / Community Colleges						
Chattanooga State Com Coll	5	\$6,500	5	\$7,500	5	\$4,500
Cleveland State Comm College	1	1,000	2	2,500	3	3,000
Columbia State Comm College	3	2,500	5	6,500	1	1,000
Dyersburg State Comm College	0	0	0	0	0	0
Jackson State Comm College	2	1,500	6	7,500	1	500
Motlow State Comm College	5	7,000	3	3,000	5	2,500
Nashville State Comm College	6	5,849	2	3,000	6	5,000
Northeast State Comm Coll	0	0	10	11,500	20	15,500
Pellissippi State Comm Coll	14	17,000	25	27,500	34	26,500
Roane State Community College	4	2,500	3	3,500	8	5,500
Southwest Tennessee Comm Coll	4	5,000	11	11,500	5	4,500
Volunteer State Community Coll	5	5,500	6	9,000	7	5,500
Walters State Community College	3	5,500	2	3,000	2	2,000
TOTAL	52	\$59,849	80	\$96,000	97	\$76,000
Total Awards By Institution Type						
Independent / Four-Year	7	\$9,500	24	\$37,000	16	\$14,000
Independent / Two-Year	0	0	0	0	0	0
Private / Business & Trade	3	6,000	2	3,000	1	1,000
University of Tennessee System	19	27,000	40	60,500	36	33,000
Board of Regents / Four-Year	179	263,265	221	316,742	193	175,500
State Tech / Community Colleges	52	59,849	80	96,000	97	76,000
GRAND TOTAL	260	\$365,614	367	\$513,242	343	\$299,500

**Tennessee Education Lottery Scholarship Program
Rural Health Loan Forgiveness
Awards By Institution**

	2008-2009		2009-2010		2010-2011	
	Actual Recipients		Actual Recipients		Eligible through 3/1/11	
	Students	\$	Students	\$	Students	\$
<u>Independent / Four - Year</u>						
Baptist Mem. Coll. Health & Sci.	0	\$0	0	\$0	0	0
Belmont University	0	0	0	0	0	0
Bethel University	0	0	0	0	0	0
Carson Newman College	2	16,992	7	70,777	3	27,780
King College	0	0	0	0	0	0
Lincoln Memorial University	15	173,380	20	207,500	13	156,000
Lipscomb University	0	0	0	0	0	0
Meharry Medical College	0	0	0	0	0	0
South College	1	12,000	2	24,000	0	0
Southern Adventist University	1	12,000	4	48,000	6	66,000
Trevecca Nazarene University	0	0	0	0	0	0
Union University	1	11,590	3	35,855	9	95,840
University of the South	0	0	0	0	0	0
Vanderbilt University	2	24,000	1	12,000	2	24,000
TOTAL	22	\$249,962	37	\$398,132	33	\$369,620
<u>Private / Business & Trade</u>						
South College	0	0	0	0	2	16,000
TOTAL	3	\$0	0	\$0	2	\$16,000
University of TN, Chattanooga	1	\$3,210	6	\$54,865	1	6,633
University of TN, Health Sci. Ctr.	0	0	2	19,000	2	24,000
University of TN, Knoxville	1	8,634	1	12,000	1	12,000
TOTAL	2	\$11,844	9	\$85,865	4	\$42,633
<u>Board of Regents / Four Year</u>						
Austin Peay State University	0	\$0	0	\$0	0	0
East Tennessee State University	0	0	1	8,000	1	1,230
Middle Tennessee State University	0	0	0	0	0	0
Tennessee State University	0	0	1	12,000	3	36,000
Tennessee Technological Univer.	0	0	0	0	0	0
University of Memphis	1	12,000	2	13,915	1	3,566
TOTAL	1	\$12,000	4	\$33,915	5	\$40,796
<u>Total Awards By Institution Type</u>						
Independent / Four-Year	22	\$249,962	37	\$398,132	33	\$369,620
Private/Business Trade	0	0	0	0	2	16,000
University of Tennessee System	2	11,844	9	85,865	4	42,633
Board of Regents / Four-Year	1	12,000	4	33,915	5	40,796
GRAND TOTAL	25	\$273,806	50	\$517,912	44	\$469,049

Tennessee Student Assistance Corporation

Thursday March 18, 2011

DISCUSSION ITEM C: 2011 General Assembly Legislative Report

Staff Recommendation: For discussion only.

Background: Members of the 107th General Assembly have introduced approximately 27 bills pertaining to the Tennessee Education Lottery Scholarship (TELS) Program and other student financial aid issues.

A brief summary of the significant bills now pending with the General Assembly is provided in the pages that follow.

Supporting Document: *Summary of Legislation Pending with the 107th General Assembly (2011) Relative to Postsecondary Education Student Financial Aid, March 2011.*

**Summary of Legislation Pending with the 107th General Assembly (2011)
Relative to Postsecondary Education Student financial Aid**

- SB1402
HB0013*** Lottery, Scholarships and Programs - As introduced, changes high school academic requirements for initial receipt of the Tennessee HOPE scholarship.
- SB1403
HB0014*** Lottery, Scholarships and Programs - As introduced, changes high school academic eligibility requirements for initial receipt of the HOPE scholarship.
- SB1401
HB0015*** Lottery, Scholarships and Programs - As introduced, changes the terminating events for receipt of the Tennessee HOPE scholarship beginning with the 2012-2013 academic year.
- SB2059
HB0078*** Lottery, Scholarships and Programs - As introduced, creates the ASPIRE work study program to provide additional postsecondary financial assistance from net lottery proceeds to students receiving both the Tennessee HOPE scholarship and the ASPIRE award.
- SB1719
HB0079*** Scholarships and Financial Aid - As introduced, requires TSAC to develop, implement, and administer student loan repayment programs for nurses who perform community service or accept employment with the state.
- HB0105*** Lottery, Scholarships and Programs - As introduced, divides lottery scholarship ASPIRE award into a grant and a required work-study program.
- SB2058
HB0106*** Lottery, Scholarships and Programs - As introduced, permits Tennessee HOPE scholarship recipient to maintain academic eligibility by maintaining good standing at the eligible postsecondary institution in which the student is enrolled; changes initial eligibility requirements for certain students to conform to the change in the continuing eligibility requirement.
- SB2057
HB0111*** Lottery, Scholarships and Programs - As introduced, allows a student who as an entering freshman meets all nonacademic requirements, but not the academic requirements for a HOPE scholarship, to qualify for the scholarship by meeting the collegiate grade point average continuation requirements after enrolling in an eligible postsecondary institution.

SB0531 HB0133*	Lottery, Scholarships and Programs - As introduced, adds University of Tennessee System and Board of Regents as recipients of THEC's annual report on scholarship and grant programs data.
SB0774 HB0170*	Lottery, Scholarships and Programs - As introduced, revises Tennessee HOPE scholarship program to permit payment of the scholarship award during summer school as well as during fall and spring semesters.
SB1906 HB0320*	Lottery, Scholarships and Programs - As introduced, adds University of Tennessee System and board of regents as recipients of THEC's annual report on scholarship and grant programs data.
SB1867 HB0471*	Lottery, Scholarships and Programs - As introduced, sets awards from net lottery proceeds for certain postsecondary scholarships and grants at the amount the student initially received or at the amount awarded for initial recipients in the current semester of enrollment, whichever is greater.
SB2008 HB0474*	Lottery, Scholarships and Programs - As introduced, allows a student with a documented medical disability that restricts the student's attendance to part-time to petition for an extension of time in which to receive a Tennessee HOPE scholarship.
SB2007 HB0552*	Lottery, Scholarships and Programs - As introduced, allows a student with a documented medical disability that restricts the student's attendance to part-time to petition for an extension of time in which to receive a Tennessee HOPE scholarship.
SB1908 HB0777*	Lottery, Scholarships and Programs - As introduced, corrects definition of "regional accrediting association" for HOPE scholarship purposes to change the name of the Northwestern Association of Schools and Colleges to its present name of the Northwest Commission on Colleges and Universities.
SB2036 HB0778*	Scholarships and Financial Aid - As introduced, requires TSAC to publish eligibility requirements for the minority teaching fellows program.
SB0844 HB0780*	Lottery, Scholarships and Programs - As introduced, simplifies lottery scholarship statutes by removing obsolete and unnecessary provisions.

SB1877
HB0796* Lottery, Scholarships and Programs - As introduced, permits Tennessee HOPE scholarships to be awarded during summer school as well as during fall and spring semesters.

SB1925
HB1101* Lottery, Scholarships and Programs - As introduced, adds University of Tennessee System and Board of Regents as recipients of THEC's annual report on scholarship and grant programs data.

SB1918
HB1104* Lottery, Scholarships and Programs - As introduced, requires TSAC to annually prepare a status report for governor and general assembly on the Tennessee HOPE foster child tuition grant program.

SB1021
HB1195* Lottery, Scholarships and Programs - As introduced, establishes the Tennessee HOPE prospective teacher's scholarship.

SB1237
HB1343* Lottery, Scholarships and Programs - As introduced, permits home school students to obtain HOPE scholarships as entering freshmen if such students achieve a high school GPA of 3.0 or an ACT score of 21. - Amends TCA Section 49-4-908.

SB1956
HB1590* Lottery, Scholarships and Programs - As introduced, designates American Baptist College as an eligible independent postsecondary institution for purposes of lottery scholarships.

SB1477
HB1696* Lottery, Scholarships and Programs - As introduced, permits Tennessee HOPE scholarships to be awarded during summer school, reduces the number of years in which the HOPE scholarships may be received from five to four and alters the dual enrollment grant program.

SB1647
HB1952* Lottery, Scholarships and Programs - As introduced, permits THEC, UT and TBR to provide information on lottery scholarships in the normal course of business and recruitment of Tennessee students on the annual lottery scholarship day.

SB0077*
HB0885 Tennessee Student Assistance Corporation - As introduced, changes the number and qualifications of students, the selection process, and term length for appointment to the board of the Tennessee student assistance corporation. - Amends TCA Section 49-4-202.

SB0271* HB1348	Lottery, Scholarships and Programs - As introduced, creates new lottery scholarship programs for students preparing to become teachers; requires THEC, TBR, and UT to assist colleges in establishing joint teacher preparation programs with nonprofit organizations and LEAs to meet the requirements of one of the scholarships.
SB0543* HB0744	Lottery, Scholarships and Programs - As introduced, requires certain prospective recipients of the Tennessee HOPE access grant to enroll in an eligible postsecondary institution no later than 28 months following graduation from high school.
SB0551* HB0740	Licenses - As introduced, requires licenses issued by the department of commerce and insurance and licenses required to work as athlete agents, lobbyists, and K-12 public school teachers to be denied, suspended, or revoked, if student loans are not paid.
SB0712* HB0872	Lottery, Scholarships and Programs - As introduced, deletes two definitions that are not used in the lottery scholarship program and deletes an obsolete provision.

Classified Listing of Bills Relative to Higher Education

ADMINISTRATIVE

SB1908
HB0777*

SB2036
HB0778*

SB0844
HB0780*

SB1647
HB1952*

SB0712*
HB0872

ELIGIBILITY (HOPE ACCESS GRANT)

SB0543*
HB0744

ELIGIBILITY (TELS)

SB1402
HB0013*

SB1403
HB0014*

SB2058
HB0106*

SB2057
HB0111*

EXPANSION/CHANGES TO EXISTING PROGRAM (TELS)

SB2059
HB0078*

HB0105*

SB0774
HB0170*

SB1867
HB0471*

SB1877
HB0796*

SB1956
HB1590*

GPA - GRADE POINT AVERAGE / ACT

SB1237
HB1343*

LICENSE REVOCATION

SB0551*
HB0740

NEW PROGRAMS

SB1719
HB0079*

SB1021
HB1195*

SB0271*
HB1348

REPORTING REQUIREMENTS

SB0531
HB0133*

SB1906
HB0320*

SB1925
HB1101*

SB1918
HB1104*

TERMINATING EVENTS (TELS)

SB1401
HB0015*

SB2008
HB0474*

SB2007
HB0552*

TSAC BOARD OF DIRECTORS

SB0077*
HB0885

TENNESSEE STUDENT ASSISTANCE CORPORATION

Thursday, March 18, 2011

DISCUSSION ITEM D: College Goal Sunday Report

Staff Recommendation: For discussion only.

Background

Tennessee's sixth annual College Goal Sunday (CGS) Program was held during January and February 2011, at thirty-six sites across the state. Once again, the program received tremendous support from the community, with approximately 375 volunteers staffing the events and 2,200 students and parents in attendance. Sites at Bolivar Central High School, Cane Ridge High School, Millington High School and Rhea County High School held their CGS programs in the evening on days other than Sunday. Participation in this year's program decreased slightly from the previous year, due primarily to the weather conditions leading up to the event dates.

Tennessee Student Assistance Corporation
Friday, March 18, 2011

DISCUSSION ITEM E: TSAC Internal Audit Update

Staff Recommendation: For discussion only.

Background: An update will be provided on audit issues
and related matters.

Supporting Document *TSAC Audit Update; March 2011*

TSAC Audit Update

State Audit Financial and Compliance Audit Report for TSAC for the fiscal year ended June 30, 2009

The report was released by the Comptroller of the Treasury on February 23, 2011. TSAC received an unqualified opinion on the fairness of the presentation of the financial statements.

TSAC submitted a report on January 31, 2011 to the Comptroller of Treasury and to the Fiscal Review Committee on the status of the implementation of the two findings in the FY09 report.

State Audit Financial and Compliance Audit Report for TSAC for the fiscal year ended June 30, 2010

The auditors conducted an exit conference on the federal portion of the FY10 audit. There are two draft findings which management responded to February 11, 2011. These are updated versions of what remains in progress from the FY09 findings. Management has submitted responses to the findings.

TSAC Federal Family Education Loan Program - Accounting for FFELP Funds - Overstatement of Cash in the Federal Fund and Understatement in the Operating Fund

TSAC received approval in October 2010 to transfer \$3,782,145.43 from the Federal Fund to the Operating Fund. Staff completed their reviews of FY08 and FY10 and submitted a request in October to the U.S. Department of Education to transfer a total of \$4,270,174.18 from the Federal Fund to the Operating Fund. Staff is working with the loan servicer to complete the review of FY05 through FY07.

U.S. Department of Education Information Security Review

The Department will be sending a team of Federal Student Aid staff to visit each of the guaranty agencies. The focus is on data security and associated risks. A date has not been determined.

Tennessee Student Assistance Corporation

Friday, March 18, 2011

DISCUSSION ITEM F: Office of Communication Services

Staff Recommendation: For discussion only.

A. Outreach

1. Snapshot of statistics
2. Breakdown of Outreach activity
3. Presentations/Workshops Offered

B. TSAC Call Center Update

C. Expect More, Achieve More

D. Outreach Materials Distributed in Spanish

2010-11 Snapshot of Outreach Statistics

	2010-2011	2009-10	2008-09	2007-08
College Fairs				
# of college fairs:	176	169	122	107
Attendance:	24,657	28,961	25,767	27,073
Courtesy Visits to Administrators				
# of courtesy visits:	1,230	1,159	1,104	502
Administrators reached:	1,718	2,327	1,655	808
Financial Aid Presentations				
# of presentations:	344	317	310	243
Attendance:	25,002	28,114	23,871	22,846
FAFSA Nights				
# of presentations:	70	n/a	n/a	n/a
Attendance:	1,978	n/a	n/a	n/a
Number of Visits				
High Schools:	928	882	997	567
Middle Schools:	127	177	97	23
Postsecondary:	288	366	307	152
Other:	477	220	135	110

Breakdown of Outreach Activity

	2010-11	2009-10	2008-09	2007-08
Boys and Girls Clubs	7	6	4	2
Chambers of Commerce	41	23	3	4
Churches	6	11	10	5
Colleges	288	366	307	152
High Schools	928	882	997	567
Libraries	120	30	31	51
Middle Schools	127	177	97	23
School District Offices	103	34	15	5
Legislative	72	4	1	2
YMCA	17	26	3	0
Other	111	86	68	41

TSAC Call Center Stats

	<u>2010</u>	<u>2009</u>
Telephone calls received:	46,757	41,977
Live Chat conversations:	1,748	1,499



Raising the Bar in Tennessee Schools

Expect More, Achieve More is a project of the First to the Top Coalition, a statewide alliance of business, community and education organizations that support public education reform.

We have distributed 250,000 Raising The Bar brochures across all 95 counties in Tennessee this year.




Outreach Materials Distributed in Spanish

Continued efforts to provide brochures and flyers with information to Tennessee students and parents remains a priority.


The College Goal Sunday brochure was translated into Spanish for the second year in a row.

College Preparation Checklist brochure, Save Your Money, Save Your Identity brochure, FAFSA4Caster Hall Pass flyer, and the Financial Aid For College Starts Here bookmarks are all distributed in English as well as Spanish.




START HERE
GO FURTHER
FEDERAL STUDENT AID

START HERE
GO FURTHER
FEDERAL STUDENT AID



START HERE
GO FURTHER
FEDERAL STUDENT AID

START HERE
GO FURTHER
FEDERAL STUDENT AID



START HERE
GO FURTHER
FEDERAL STUDENT AID

