



Annual Report

January 1, 2023



Davy Crockett, 5th Floor | 500 James Robertson Parkway,
Nashville, TN 37243



TABLE OF CONTENTS

Letter from the Executive Director	3
About the Tennessee Public Charter School Commission	4
About the Annual Report	8
District Summary	11
Bluff City High School	14
KIPP Antioch College Prep Elementary	19
KIPP Antioch College Prep Middle	24
Nashville Collegiate Prep	29

Contact:

Beth Figueroa
Director of Authorizing
Beth.Figueroa@tn.gov
615-532-6245



Letter from the Executive Director

In 2019, the Tennessee General Assembly adopted a law establishing the Tennessee Public Charter School Commission (“Commission”) as an appellate authorizer of charter schools. Since that time, the Commission has worked diligently to develop the policies and practices to be a high-quality authorizer and to expand high-quality public charter school options in Tennessee.

On July 1, 2021, the Commission assumed the public charter school authorizing responsibilities from the State Board of Education. In the Commission’s first year as an authorizer, the agency managed the oversight and monitoring of four charter schools across Tennessee. Bluff City High School in Shelby County is the only high school in the Commission’s portfolio. In Davidson County, KIPP Antioch College Prep Elementary and Middle Schools, along with Nashville Collegiate Prep make up the inaugural group of schools under the Commission. As the Commission continues to offer options to Tennesseans, this report will be made available yearly in January.

The Charter Commission’s primary focus is to provide a high-quality education to students and positive academic outcomes in our authorized schools to all students in Tennessee. This is accomplished by increasing families’ access to high-quality charter schools in our state. Commissioners and staff understand that the approval of a high-quality charter application is the first step to expanding high-quality options for students. Equally important is rigorous oversight, monitoring, and accountability as an authorizer once the school doors are open. We must hold our authorized public charter schools to the highest standard to ensure students receive the education they deserve.

A lot has happened since the Charter Commission first met to organize in February 2020. Diligent work, strategic planning, and a lot of collaboration—much of which is reflected in this report. Our first annual report presents the academic, fiscal, and operational performance for the 2021-22 school year.

I would like to thank Commissioners, staff, and school personnel for their dedication to our priority of ensuring all students have access to high-quality schools across the state of Tennessee. We look forward to celebrating the continued successes of our schools.

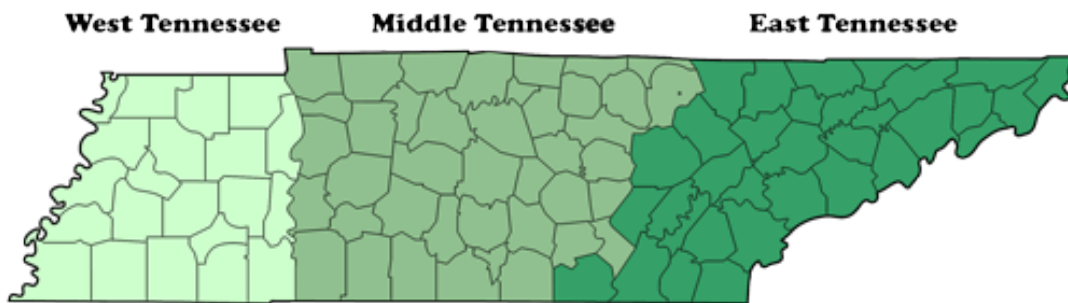


Tess Stovall

Executive Director, Tennessee Public Charter School Commission

About the Tennessee Public Charter School Commission

The Tennessee Public Charter School Commission is composed of 9 members—three from each of Tennessee’s Grand Divisions. Additionally, a majority of Charter Commission members must reside within the geographic boundary of an LEA with at least one charter school in operation. Tess Stovall serves as Executive Director of the Charter Commission. All members are appointed by the Governor and confirmed by the General Assembly. The terms of the initial nine-member appointments include three years for three members, four years for three members, and five years for three members. As the terms for the initial members expire, successors shall be appointed for five-year terms.



- Mr. Terence Patterson – West Grand Division – Five Year Term
- Ms. Chris Richards – West Grand Division – Four Year Term – Vice Chair
- Dr. Derwin Sisnett – West Grand Division – Three Year Term
- Mr. Dave Hanson – Middle Grand Division – Three Year Term
- Ms. Wendy Tucker – Middle Grand Division – Four Year Term
- Ms. Jamie Woodson – Middle Grand Division – Four Year Term
- Mr. Tom Griscom – East Grand Division – Four Year Term – Chair
- Mr. Eddie Smith – East Grand Division – Five Year Term
- Mr. Alan Levine – East Grand Division – Three Year Term
- Tess Stovall – Executive Director, Tennessee Public Charter School Commission

Appellate Authorizer of Charter Schools

The Tennessee Public Charter School Commission was created by Public Chapter 219 of the 111th General Assembly. The Charter Commission was established to hear new start, revocation, and renewal charter school appeals from across the state and to serve as an authorizer to any charter schools that it authorizes upon appeal. The Charter Commission took over charter school appeal responsibilities from the Tennessee State Board of Education on January 1, 2021. On July 1, 2021, the Commission assumed the authorization responsibilities from the State Board of Education. In the 2021-22 school year, the Charter Commission served as the charter school authorizer and LEA for four authorized charter schools.

Pursuant to Tennessee Code Annotated (“T.C.A.”) § 49-13-108, public charter school sponsors are allowed to appeal the denial of an application by the local board of education to the Commission. In order to overturn the decision of the local board of education, the Commission must find that the application meets or exceeds the metrics outlined in the department of education’s application-scoring rubric and that approval of the amended charter application is in the best interests of the students, the local education agency, or the community. If the local board of education’s decision is overturned, then the Commission can approve the application, and thereby authorize the school. The school will then be evaluated and held accountable to Commission [Policy 3.700 – Charter School Performance Framework](#) unless the LEA and the charter school agree that the charter school will be overseen and monitored by the LEA, pursuant to T.C.A. § 49-13-108(5)(E).

In the 2021-22 school year, the Commission received three (3) new start. one (1) revocation and three (3) amendment appeals. The Commission approved two (2) new start applications and will authorize one (1) school as a result of the outcomes detailed below:

Name of Proposed School	Geographic LEA	Charter Commission Decision
Nashville Classical II	Metro Nashville Public Schools	Approve Application (Authorized by MNPS)
Academy of the Arts Charter High School	Fayette County Public Schools	Affirm LEA Decision to Deny
Rutherford Collegiate Prep	Rutherford County Schools	Approve Application (Authorized by Commission)

Additionally, with the passage of Public Chapter 490 of the 112th General Assembly, select Achievement School District charter schools may now be able to apply directly to the Commission for authorization. Schools are deemed eligible by the Tennessee Department of Education based on two pathways outlined in T.C.A. § 49-1-614. During the 2021-22 school year, the Commission received and approved three (3) charter schools to transition from the Achievement School District.

Name of School	LEA	Charter Commission Decision
Cornerstone Prep Denver	Achievement School District	Approve Application
Lester Prep	Achievement School District	Approve Application
Libertas School of Memphis	Achievement School District	Approve Application

The Commission’s Strategic Plan

On January 28, 2022, the Charter Commission adopted the agency’s [Strategic Plan](#). The Strategic Plan was developed using feedback received from Commissioners, staff, and external partners. The Strategic Plan is grounded in the Commission’s Mission and Core Values and will guide our work through 2025.

Our Mission

The mission of the Charter Commission is to provide **positive academic and life outcomes** for Tennessee’s students through access to **high-quality public charter schools**. The effectiveness of these schools will be ensured through approval and support using **rigorous oversight, transparency, and accountability**.

Our Core Values



Students First: In all decisions, our focus is the impact on students. We commit to supporting equitable practices that lead to student success.



Autonomy and Accountability: Autonomy is essential for charter schools to drive innovative approaches to positive student outcomes. In exchange for this autonomy, a high-level of accountability for outcomes is essential.



Transparency: We operate openly and communicate honestly in all parts of our work.



Community: We honor our connections with and our responsibility to each school’s local community. We will be responsive to the local community to address their needs. To foster and expand these connections, we promote, value, and celebrate diverse perspectives.



Excellence: Excellence drives us in all aspects of our work. Our schools' academic, operational, and financial performance are the cornerstone of our success.

Our Strategic Priorities

The Charter Commission's strategic priorities serve as a roadmap and will guide our work over the next three years. By 2025, the Commission will achieve the following outcomes:

Strategic Priority 1: High Quality Charter Schools. Authorize high-quality and high-performing charter schools that improve outcomes for all Tennessee Students

Strategic Priority 2: Strong Operational Effectiveness. Achieve student success providing effective operational support in addition to rigorous oversight and guidance.

Strategic Priority 3: Community and Stakeholder Engagement. Build and cultivate strong relationships with communities, operators, and schools.

Strategic Priority 4: Agency Oversight. Maintain excellence in functions as a state agency by ensuring prudent fiscal management, transparent operations, and strong engagement with the administration and Tennessee General Assembly.

Quality Authorizing

With regard to its authorizing functions, the Commission is committed to carrying out its mission by upholding [Policy 6.111 Quality Charter Authorizing Standards](#) as approved by the Tennessee State Board of Education.

About the Annual Report

Each year, the Commission evaluates each authorized charter school and makes the results of the evaluation accessible to the public. The annual authorizer report shares general information about each school and summarizes the results of each school's academic, financial, and organizational performance based on Commission [Policy 3.700 – Charter School Performance Framework](#).

For each measure in this report, the school receives one of the ratings described below.

RATING	DESCRIPTION
Exceeds Standard	The school is exceeding expectations and showing exemplary performance. This rating only applies to academic performance.
Meets Standard	The school is performing well and meeting expectations for performance.
Does Not Meet Standard	The school has failed to meet minimum expectations for performance.
Falls Far Below Standard	The school falls far below the stated expectations and/or significant concern(s) are noted. The failures are material and significant to the viability to the school.

The Commission is committed to providing high-quality education for public school students in Tennessee. The purpose of the Annual Report is to:

1. Provide timeline information to the charter school on its performance relative to the standards and expectations established by federal and state law, Commission rules, and the charter agreement;
2. Identify the school's strengths and any areas needing improvement; and
3. Provide information that enables the community and the public to understand the school's performance, including its fulfillment of public obligations.

Academic Performance

This section provides an overview of the academic school's performance in the 2021-22 school year based on a variety of academic measures the school is accountable for achieving, as established by applicable federal and state law and the charter agreement.

The academic performance framework is made up of two key areas, student achievement (60%) and Comparative Performance.

On August 24, 2022, Tennessee Department of Education Commissioner Schwinn issued a letter pausing the administration of letter grades for the 2021-2022 school year. Given that the academic performance section of the framework aligned directly with letter grades for all schools that had more than one of year of state

assessment data, Commission staff moved to evaluate all schools based the Year 1 indicators and thresholds within the framework as a contingency plan. These indicators and thresholds are outlined below:

Measure	Sub-Category	Description	Grade Level	Falls Far Below Standard	Does Not Meet Standard	Meets Standard	Exceeds Standard	Total Weight	
		Points Total		1	2	3	4		
1b – Year 1	Absolute Achievement	Absolute performance in ELA, as measured by Tennessee State Assessments - Percent of students scoring On Track/Mastered	HS	Less than 20%	20%-29.9%	30%-50%	Greater than 50%	11.25%	
			3-8	Less than 20%	20%-29.9%	30%-50%	Greater than 50%		
		Absolute performance in math, as measured by Tennessee State Assessments - Percent of students scoring On Track/Mastered	HS	Less than 10%	10%-19.9%	20%-40%	Greater than 40%	11.25%	
			3-8	Less than 20%	20%-29.9%	30%-50%	Greater than 50%		
		Absolute performance in science, as measured by Tennessee State Assessments - Percent of students scoring On Track/Mastered	HS	Less than 20%	20%-29.9%	30%-50%	Greater than 50%	11.25%	
			3-8	Less than 20%	20%-29.9%	30%-50%	Greater than 50%		
		Absolute performance in social studies, as measured by Tennessee State Assessments - Percent of students scoring On Track/Mastered	HS	Less than 20%	20%-29.9%	30%-50%	Greater than 50%	11.25%	
			3-8	Less than 20%	20%-29.9%	30%-50%	Greater than 50%		
		Growth	TVAAS overall composite index for one-year trend.	All	Level 1	Level 2	Level 3 or 4	Level 5	35%
		Chronic Absenteeism	The percent of students missing 10 percent or more of enrolled school days	HS	Greater than 25%	20.1-25%	15%-20%	Less than 15%	10%
				K-8	Greater than 20%	15.1%-20%	10%-15%	Less than 10%	
		English Language Proficiency Assessment (ELPA)	Percent of students meeting or exceeding the growth standard based on prior English proficiency	HS	Less than 40%	Less than 50%	Less than 60%	At least 60%	10%
	K-8			Less than 40%	Less than 50%	Less than 60%	At least 60%		

However, there are two important caveats for the 2021-22 annual report:

- For the 2021-2022 school year, the Tennessee Department of Education announced that schools and districts would not be held accountable for assessments in science and social studies. Standards-setting

for assessments in both subjects were completed in school year 2021-22, and the department anticipates that both science and social studies will be included in 2022-23 accountability. In alignment to the Tennessee Department of Education, the Commission is not holding schools accountable for these subjects and has removed them from the annual report.

- As a result of the Commission School Performance Framework redesign for the 2022-23 school year and COVID-19 pandemic related impacts on schools, Commission staff chose to omit the previous school culture thresholds within the framework for the 2021-22 school year. Beginning in the 2023-24 school year, these indicators will be featured in the Organizational Performance section of the framework.

Financial Performance

In addition to academic performance, another important indicator of short-term and long-term success of charter schools is the financial performance. The financial performance framework is comprised of ratings based on a school's near term and sustainability indicators.

Organizational Performance

Charter schools are required to meet certain regulatory requirements and responsibilities as established by applicable state and federal law and their charter agreements. Deficiencies or weaknesses in organizational performance may be an indicator of the overall health of the charter school. This section reports the school's overall organizational performance in the 2021-22 school year based on fulfilling legal requirements and fiduciary/public stewardship responsibilities, and other measures relevant to organizational health and performance.

School Information and Demographics

The Commission utilized the Tennessee Department of Education's [Report Card](#) for reporting student enrollment data, percent of race/ethnicity, and student subgroup data.

Tennessee Public Charter School Commission

FY 2021-22 Snapshot



The Tennessee Public Charter School Commission is composed of 9 members—three from each of Tennessee’s Grand Divisions. The Commission was established to hear new start, revocation, and renewal charter school appeals from across the state and to serve as an authorizer to any charter schools that it authorizes upon appeal.

1,775+



Students
served

2019

COMMISSION CREATED



4

Authorized
Schools

SEVEN

Appeals Heard*



District Data Highlights



District Designation:
Advancing



Best for All
District



Students with Disabilities
10%



Overall District TVAAS
5



The Charter Commission’s Portfolio

In school year 2021-22, the Commission authorized the four charter schools assumed from the State Board: one in Memphis and three in Nashville.

School	Year Opened	Geographic LEA	Enrollment	Grades Served
Bluff City High School	2017	Memphis-Shelby	500	9-12
KIPP Antioch College Prep Elementary	2018	Metro Nashville	559	K-3
KIPP Antioch College Prep Middle	2019	Metro Nashville	398	5-7
Nashville Collegiate Prep	2021	Metro Nashville	318	K-5

2021-22 Overall School Performance

The detailed performance of each Commission authorized school is highlighted in the subsequent portion of this report. The chart below summarizes the overall results of our schools’ academic, financial, and organizational performance based on [Policy 3.700 – Charter School Performance Framework](#) in a summarized manner. In accordance with [Policy 3.400 – Charter School Intervention](#), the Commission will evaluate a school’s performance on the framework for possible intervention actions, if necessary. Where intervention is needed, the Commission engages in intervention strategies that preserve charter school autonomy and responsibility by identifying what the charter school must remedy without prescribing solutions.

School	Academic Performance	Financial Performance*	Organizational Performance
Bluff City High School	Falls Far Below	Does Not Meet	Meets Standard
KIPP Antioch College Prep Elementary	Meets Standard	Meets Standard	Meets Standard
KIPP Antioch College Prep Middle	Meets Standard	Meets Standard	Meets Standard
Nashville Collegiate Prep	Does Not Meet	TBD	Meets Standard

*Audits are due to the Tennessee Comptroller of the Treasury on or before December 31, 2022. At the time this report was produced, the Commission had not yet received the 2021-22 audit reports. The Commission’s annual report will be updated to reflect each school’s financial performance upon receipt of the annual audit.

Future Growth

In addition to the four schools authorized during the 2021-22 school year, the Commission’s portfolio increased to nine authorized schools in the 2022-23 school year. Three additional schools are planned to open in 2023-24 and two in 2024-25. The schools in the chart below represent over 8,900+ quality charter school seats available to students throughout Memphis-Shelby County Schools, Metro Nashville Public Schools, and Rutherford County Schools.

School	Year Opened	Pathway	Authorized to Serve
Geographic District: Memphis-Shelby County Schools			
Bluff City High School	2017	State Board	9-12
Libertas School of Memphis	2015	ASD	K-5
Cornerstone Prep School	2022	State Board	K-5
Cornerstone Prep Denver	2015	ASD	K-5
Lester Prep	2014	ASD	6-8
Geographic District: Metro Nashville Public Schools			
KIPP Antioch College Prep Elementary	2018	State Board	K-4
KIPP Antioch College Prep Middle	2019	State Board	5-7
KIPP Antioch College Prep High School	2023	State Board	9-12
Rocketship Dream Community Prep	2022	State Board	K-4
KIPP Southeast Nashville College Prep Elementary	2024	Appeal	K-4
KIPP Southeast Nashville College Prep Middle	2024	Appeal	5-8
Nashville Collegiate Prep	2021	State Board	K-5
Tennessee Nature Academy	2023	Appeal	5-12
Geographic District: Rutherford County Schools			
Rutherford Collegiate Prep	2023	Appeal	K-8



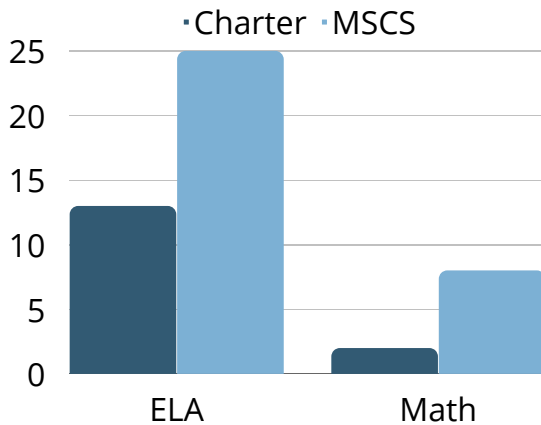
BLUFF CITY HIGH SCHOOL

MISSION

The mission of Bluff City High School is to help transform public education so that all students graduate prepared for college, leadership, and life.

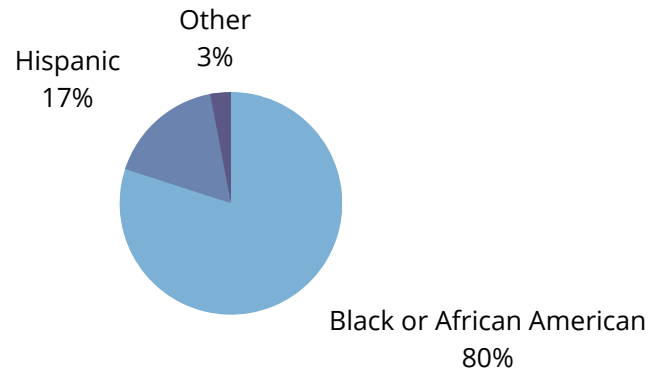
PROFICIENCY

School Performance Compared to Resident District



DEMOGRAPHICS

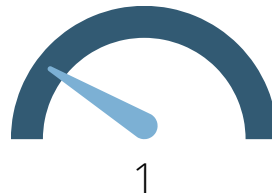
Student Information



ENROLLMENT

500 Students Enrolled

TVAAS



GRADES

9-12 Grades Served

School Performance

Measure	Rating
Academic Performance	Falls Far Below
Financial Performance	Does Not Meet
Organizational Performance	Meets Standards



Bluff City High School

General Information		
School Name	Bluff City High School	
Governing Board	Green Dot Public Schools Tennessee	
Contracted Services	N/A	
Address	4100 Ross Road, Memphis, TN 38115	
Phone	(901) 881-7375	
Website	https://tn.greendot.org/bchs/	
School Leader	Chad Everett, chad.everett@greendot.org	
Model	College Preparatory	
Operating Status	Open and operating	
Year Opened	2017	
Grades Served in 2021-22	9-12	
Enrollment in 2021-22	500 students	
Approved Waivers	View here	
Other Information		
Population	School	Memphis-Shelby County Schools
Black/Hispanic/Native American	>95%	93%
Economically Disadvantaged	50%	57%
Students with Disabilities	12%	10%
English Learners	12%	13%



Green Dot Public schools

A Message from Bluff City High School

Bluff City High School is an intimately sized charter school serving families in the Hickory Hill community of Memphis. Bluff City is relentlessly committed to the Belief that every student can experience academic and social-emotional success when they are provided with the necessary support and resources. Due to such, we continue to focus on providing students with rigorous instruction and behavioral support that prepares them for college, leadership, and life.

In addition to the work of classroom teachers and administrative team, we are pleased to provide students and families with support via our Student Support Specialist and Social Workers. Our Student Support Specialist focuses their time on building strong relationships with families to help identify and overcome barriers to students being present daily. Our School Social Workers support the social-emotional needs of students through individual and group counseling. They also serve as liaisons between families and community partners to ensure all students receive wrap-around support. This has led to an increase in our Average Daily Attendance and a reduction in overall discipline concerns.

We are excited to see the continued improvement from transitioning our bell schedule to a modified block schedule, increasing capacity in our ninth through eleventh grade English and math classes. This has provided Bluff City with the opportunity to add new teachers, which has led to smaller class sizes. Additionally, this gives teachers the benefit of a partner to plan with and analyze data. Teachers also meet regularly with their peers from across the Green Dot Public Schools Tennessee Network to analyze trends and co-plan.

We are excited about the opportunity this year brings and the bright future ahead.

With Pack Pride,

Chad Everett
Principal

**COLLEGE.
LEADERSHIP.
LIFE.**

I. Academic Performance

Falls Far Below

The academic performance for Bluff City High School in 2021-22 based on the Commission’s School Performance Framework is as follows:

INDICATORS AND MEASURES	SCHOOL PERFORMANCE	RATING
STUDENT ACHIEVEMENT		
Absolute performance in ELA	13% scoring on-track/mastered	Falls Far Below
Absolute performance in math	Data Suppressed	Falls Far Below
Growth	TVAAS Level 1 Composite	Falls Far Below
Chronic Absenteeism	62% chronically absent	Falls Far Below
English Language Proficiency Assessment	44.8% meeting or exceeding growth standard	Does Not Meet
COMPARATIVE PERFORMANCE		
School comparative performance to Memphis Shelby County Schools (“MSCS”) in ELA	MSCS 25.0% in grades 9-10	Does Not Meet
School comparative performance to MSCS in math	MSCS 8% in grades 9-10	Does Not Meet

Probationary Status and Corrective Action Plan

In accordance with Commission [Policy 3.400 – Charter School Intervention](#), Bluff City High School was placed on probationary status for “Continued failure to meet performance targets (state accountability, charter contract, or performance frameworks)” in July 2022, and the status is in effect for the 2022-23 school year. This probationary status may continue in subsequent years if adequate progress toward improvement objectives is not made. Commission staff is conducting bi-monthly check-ins with the Executive Director of Green Dot and the school leadership team to monitor progress through the plan of correction.

II. Financial Performance

Does Not Meet

The financial performance for Bluff City High School in 2021-22 is as follows:

INDICATORS AND MEASURES	RATING
NEAR TERM FINANCIAL HEALTH	
Current Ratio	Meets Standard
Unrestricted Days Cash	Does Not Meet
Enrollment Variance	Falls Far Below
Debt Default	Falls Far Below
FINANCIAL SUSTAINABILITY	

INDICATORS AND MEASURES	RATING
Total Margin	Meets Standard
Debt to Asset Ratio	Meets Standard
Cash Flow	Does Not Meet
Debt Service Coverage Ratio	Meets Standard

III. **Organizational Performance**

MEETS STANDARD

The organizational performance for Bluff City High School in 2021-22 is as follows:

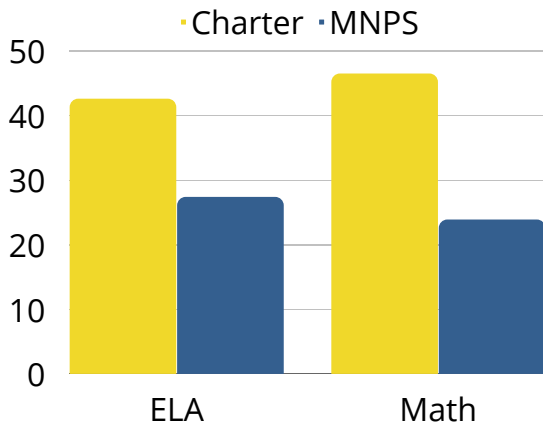
INDICATORS AND MEASURES	RATING
EDUCATION PROGRAM COMPLIANCE	
Charter Terms	Does Not Meet
Compliance with Education Requirements	Meets Standard
Students with Disabilities Rights	Meets Standard
English Language Learner Rights	Meets Standard
FINANCIAL MANAGEMENT AND OVERSIGHT	
Financial Reporting and Compliance Reporting	Meets Standard
Generally Accepted Accounting Principles	Meets Standard
GOVERNANCE AND REPORTING	
Governance Requirements	Meets Standard
Reporting Requirements	Does Not Meet
STUDENT AND EMPLOYEE RIGHTS AND REQUIREMENTS	
Rights of Students	Meets Standard
Attendance	Does Not Meet
Credentialing	Meets Standard
Employment Rights	Meets Standard
Background Checks	Meets Standard
SCHOOL ENVIRONMENT	
Facilities and Transportation	Meets Standard
Health and Safety	Meets Standard
Information Handling	Meets Standard
ADDITIONAL OBLIGATIONS	
All Other Obligations	Meets Standard

MISSION

Together with families and communities, we create joyful, academically excellent schools that prepare students with the skills and confidence to pursue the paths they choose – college, career, and beyond – so they can lead fulfilling lives and build a more just world.

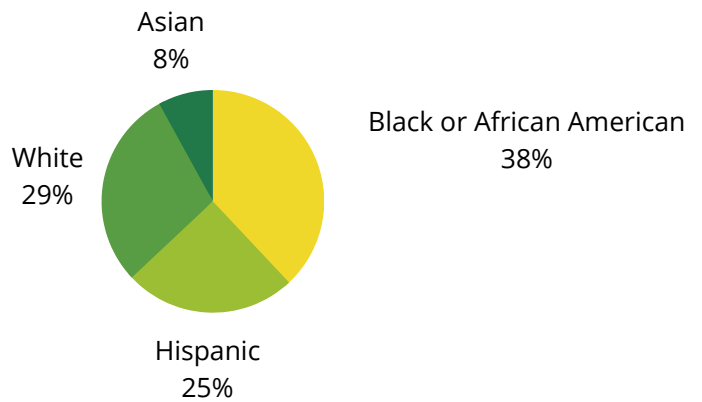
PROFICIENCY

School Performance Compared to Resident District



DEMOGRAPHICS

Student Information



ENROLLMENT

559 Students Enrolled

TVAAS

N/A

GRADES

K-3 Grades Served

School Performance

Measure	Rating
Academic Performance	Meets Standards
Financial Performance	Meets Standards
Organizational Performance	Meets Standards



ANTIOCH COLLEGE PREP
ELEMENTARY SCHOOL

KIPP Antioch College Prep Elementary

General Information		
School Name	KIPP Antioch College Prep Elementary	
Governing Board	KIPP Nashville	
Contracted Services	N/A	
Address	3655 Murfreesboro Pike, Antioch, TN 37013	
Phone	(615) 226-4484, option 7	
Website	https://kippnashville.org/schools/kipp-antioch-college-prep-elementary/	
School Leader	Brittnee Kennedy, bkennedy@kippnashville.org	
Model	College Preparatory (College, Career, and Beyond)	
Operating Status	Open and operating	
Year Opened	2018	
Grades Served in 2021-22	K-3 (expanding to K-4)	
Enrollment in 2021-22	559 students	
Approved Waivers	View here	
Other Information		
Population	School	Metro Nashville Public Schools
Black/Hispanic/Native American	63%	71%
Economically Disadvantaged	31%	35%
Students with Disabilities	10%	12%
English Learners	32%	27%



ANTIOCH COLLEGE PREP
ELEMENTARY SCHOOL

A Message from KIPP Antioch College Prep Elementary:

KIPP Antioch College Prep Elementary School is a high performing Charter school in the Antioch Community currently serving Kindergarten – 4th grade. We have proven to be one of the highest performing schools in Antioch, TN, recognized as being in the top 25% in the state of Tennessee.

As our school has grown over the past 4 years, we have thrived in serving our diverse student population with a model focused on Social and Emotional development. This is evident in our SEL practices taught in character classes and in the intentional student support structures, including 2 school counselors, Dean of Students and a Behavior Support Specialist.

We prioritize foundational literacy, devoting over 100 minutes to literacy in K-2nd grade. All staff are engaging in Language Essentials for Teachers of Reading and Spelling Professional Development, rooted in Literacy best practices. With these intentional investments, over 75% of students at KACPE have reached on grade level reading proficiency and over 40% of our 3rd graders have achieved proficiency on state testing in ELA, math and science.

Our staffing model prioritizes teacher growth and student supports with Kindergarten and 1st grade classes at a 15:1 ratio and students receiving targeted instruction from departmentalized teachers focused on becoming content experts. The creation of mid-level leader roles in SY 22-23, gives teachers a clear trajectory into school leadership while also increasing the support for both students and teacher development.

We are excited to share our successes in our annual report, and we look forward to seeing the KIPP Antioch mission and vision come alive as we continue to prepare our students with the skills and confidence to pursue the paths they choose.

With Courage and Optimism,

Brittnee Kennedy
Principal
KIPP Antioch College Prep Elementary

I. Academic Performance

MEETS STANDARD

The academic performance for KIPP Antioch College Prep Elementary in 2021-22 based on the Commission’s School Performance Framework is as follows:

INDICATORS AND MEASURES	SCHOOL PERFORMANCE	RATING
STUDENT ACHIEVEMENT		
Absolute performance in ELA	42.6% scoring on-track/mastered	Meets Standard
Absolute performance in math	46.5% scoring on-track/mastered	Meets Standard
Growth	N/A	N/A*
Chronic Absenteeism	7.5% chronically absent	Meets Standard
English Language Proficiency Assessment	67.4% meeting or exceeding growth standard	Exceeds Standard
COMPARATIVE PERFORMANCE		
School comparative performance to Metro Nashville Public Schools (“MNPS”) in ELA	MNPS 27.4% in grade 3	Exceeds Standard
School comparative performance to MNPS in math	MNPS 23.9% in grade 3	Exceeds Standard

*KIPP Antioch Collegiate Prep Elementary scaled their opening by grade level. School year 2021-22 was the first year that they had a cohort of students who took the TNReady assessment; therefore, they did not generate a TVAAS score.

II. Financial Performance

Meets Standard

The financial performance for KIPP Antioch College Prep Elementary in 2021-22 is as follows:

INDICATORS AND MEASURES	RATING
NEAR TERM FINANCIAL HEALTH	
Current Ratio	Meets Standard
Unrestricted Days Cash	Meets Standard
Enrollment Variance	Meets Standard
Debt Default	Meets Standard
FINANCIAL SUSTAINABILITY	
Total Margin	Meets Standard
Debt to Asset Ratio	Meets Standard
Cash Flow	Does Not Meet
Debt Service Coverage Ratio	Meets Standard

III. **Organizational Performance**

MEETS STANDARD

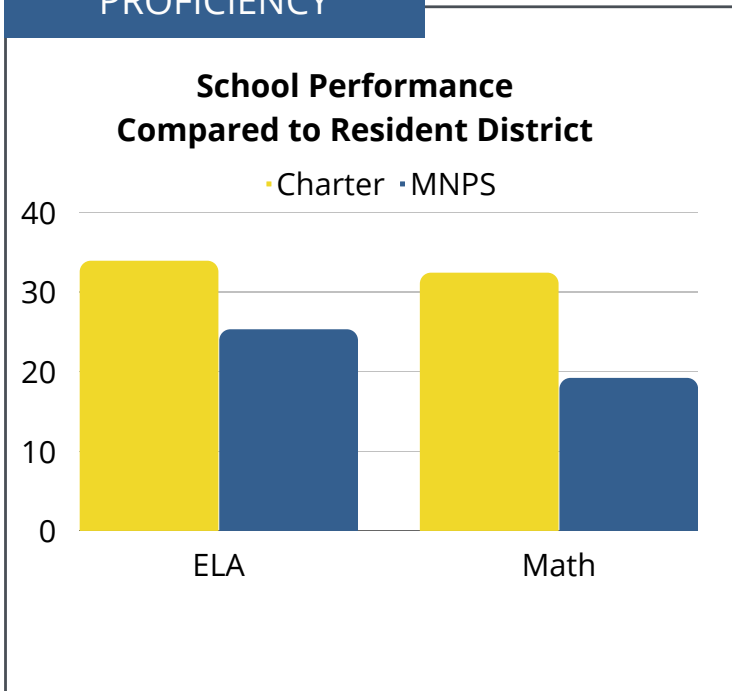
The organizational performance for KIPP Antioch College Prep Elementary in 2021-22 is as follows:

INDICATORS AND MEASURES	RATING
EDUCATION PROGRAM COMPLIANCE	
Charter Terms	Meets Standard
Compliance with Education Requirements	Meets Standard
Students with Disabilities Rights	Meets Standard
English Language Learner Rights	Meets Standard
FINANCIAL MANAGEMENT AND OVERSIGHT	
Financial Reporting and Compliance Reporting	Meets Standard
Generally Accepted Accounting Principles	Meets Standard
GOVERNANCE AND REPORTING	
Governance Requirements	Meets Standard
Reporting Requirements	Meets Standard
STUDENT AND EMPLOYEE RIGHTS AND REQUIREMENTS	
Rights of Students	Meets Standard
Attendance	Meets Standard
Credentialing	Does Not Meet
Employment Rights	Meets Standard
Background Checks	Meets Standard
SCHOOL ENVIRONMENT	
Facilities and Transportation	Meets Standard
Health and Safety	Meets Standard
Information Handling	Meets Standard
ADDITIONAL OBLIGATIONS	
All Other Obligations	Meets Standard

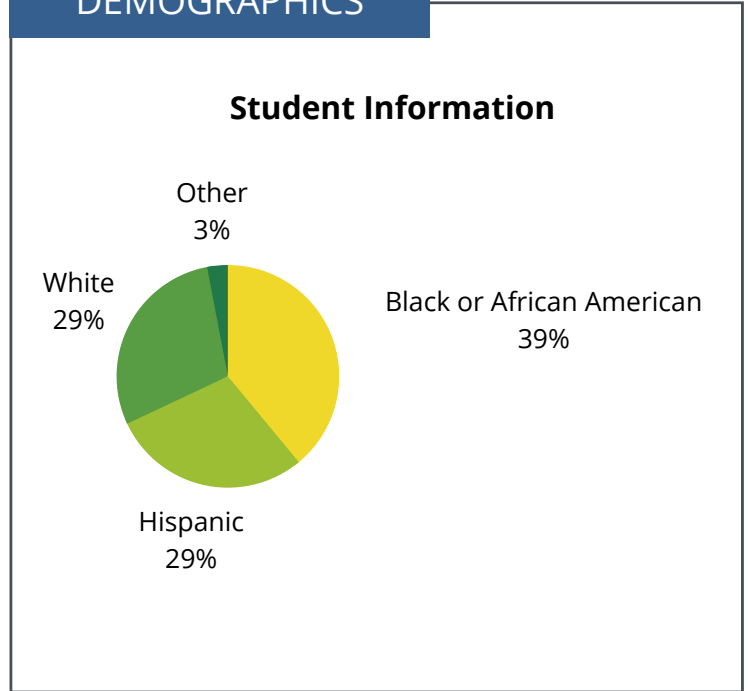
MISSION

Together with families and communities, we create joyful, academically excellent schools that prepare students with the skills and confidence to pursue the paths they choose – college, career, and beyond – so they can lead fulfilling lives and build a more just world.

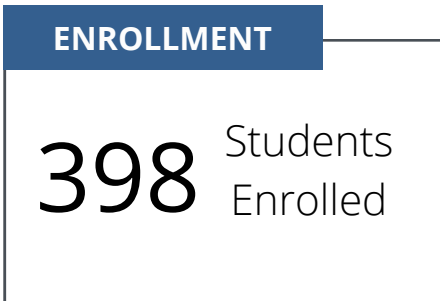
PROFICIENCY



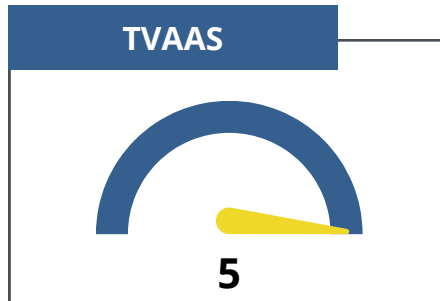
DEMOGRAPHICS



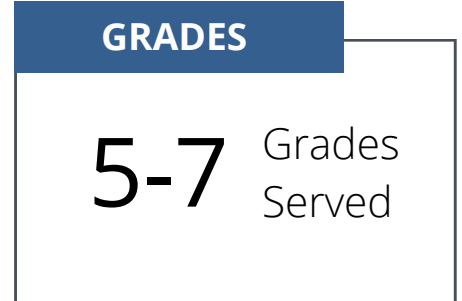
ENROLLMENT



TVAAS



GRADES



School Performance

Measure	Rating
Academic Performance	Meets Standards
Financial Performance	Meets Standards
Organizational Performance	Meets Standards



ANTIOCH COLLEGE PREP
MIDDLE SCHOOL

KIPP Antioch College Prep Middle

General Information		
School Name	KIPP Antioch College Prep Middle	
Governing Board	KIPP Nashville	
Contracted Services	N/A	
Address	3655 Murfreesboro Pike, Antioch, TN 37013	
Phone	(615) 226-4484, option 7	
Website	https://kippnashville.org/schools/kipp-antioch-college-prep-middle/	
School Leader	Denon Carr, dcarr@kippnashville.org	
Model	College Preparatory (College, Career, and Beyond)	
Operating Status	Open and operating	
Year Opened	2019	
Grades Served in 2021-22	5-7 (expanding to 5-8)	
Enrollment in 2021-22	398 students	
Approved Waivers	View here	
Other Information		
Population	School	Metro Nashville Public Schools
Black/Hispanic/Native American	68%	71%
Economically Disadvantaged	31%	35%
Students with Disabilities	11%	12%
English Learners	38%	27%



ANTIOCH COLLEGE PREP
MIDDLE SCHOOL

A Message from KIPP Antioch College Prep Middle School

KIPP Antioch College Prep Middle School is a high performing charter school in Antioch, Tennessee. We are creating a joyful, academically excellent school community that prepares students with the skills and confidence to pursue the paths they choose – college, career, and beyond – so they can lead fulfilling lives and build a more just world. We are excited that you have chosen to join us as we work every day to ensure all our KIPPsters are climbing the mountain towards a future of their own design.

By choosing KIPP Antioch College Prep Middle, you have demonstrated your willingness to work hard every day to fulfill your goals and have the choice-filled life that you deserve. The road will be challenging, but you are choosing to join a school where you will be supported along the way. Because of our demonstrated high levels of performance and/or growth across all indicators, KIPP Antioch College Prep Middle School was named a 2021-22 Rewards School.

With a holistic educational experience that is focused on individualized learning, rigorous academics, and opportunities for students to develop their authentic selves, we have expanded with over ten extra-curricular offerings that include School Choir, Volleyball, and Boys Soccer to name a few. Additionally, our holistic approach is met with two full-time school counselors to service and support students' social-emotional needs. Because of our academic rigor and culture, over 95% of our students are in attendance each day.

I am honored to partner with you as we embark on this exciting and important journey to prepare for the future.

With Gratitude,

Denon Carr

Principal
KIPP Antioch College Prep Middle School



I. Academic Performance

MEETS STANDARD

The academic performance for KIPP Antioch College Prep Middle in 2021-22 based on the Commission’s School Performance Framework is as follows:

INDICATORS AND MEASURES	SCHOOL PERFORMANCE	RATING
STUDENT ACHIEVEMENT		
Absolute performance in ELA	33.9% scoring on-track/mastered	Meets Standard
Absolute performance in math	32.4% scoring on-track/mastered	Meets Standard
Growth	TVAAS Level 5 Composite	Exceeds Standard
Chronic Absenteeism	10.997% chronically absent	Meets Standard
English Language Proficiency Assessment	40% meeting or exceeding growth standard	Does Not Meet
COMPARATIVE PERFORMANCE		
School comparative performance to Metro Nashville Public Schools (“MNPS”) in ELA	MNPS 25.3% in grades 5-7	Exceeds Standard
School comparative performance to MNPS in math	MNPS 19.2% in grades 5-7	Exceeds Standard

II. Financial Performance

Meets Standard

The financial performance for KIPP Antioch College Prep Middle in 2021-22 is as follows:

INDICATORS AND MEASURES	RATING
NEAR TERM FINANCIAL HEALTH	
Current Ratio	Meets Standard
Unrestricted Days Cash	Meets Standard
Enrollment Variance	Meets Standard
Debt Default	Meets Standard
FINANCIAL SUSTAINABILITY	
Total Margin	Meets Standard
Debt to Asset Ratio	Meets Standard
Cash Flow	Does Not Meet
Debt Service Coverage Ratio	Meets Standard

III. **Organizational Performance**

MEETS STANDARD

The organizational performance for KIPP Antioch College Prep Middle in 2021-22 is as follows:

INDICATORS AND MEASURES	RATING
EDUCATION PROGRAM COMPLIANCE	
Charter Terms	Meets Standard
Compliance with Education Requirements	Meets Standard
Students with Disabilities Rights	Meets Standard
English Language Learner Rights	Meets Standard
FINANCIAL MANAGEMENT AND OVERSIGHT	
Financial Reporting and Compliance Reporting	Meets Standard
Generally Accepted Accounting Principles	Meets Standard
GOVERNANCE AND REPORTING	
Governance Requirements	Meets Standard
Reporting Requirements	Meets Standard
STUDENT AND EMPLOYEE RIGHTS AND REQUIREMENTS	
Rights of Students	Meets Standard
Attendance	Meets Standard
Credentialing	Does Not Meet
Employment Rights	Meets Standard
Background Checks	Meets Standard
SCHOOL ENVIRONMENT	
Facilities and Transportation	Meets Standard
Health and Safety	Meets Standard
Information Handling	Meets Standard
ADDITIONAL OBLIGATIONS	
All Other Obligations	Meets Standard



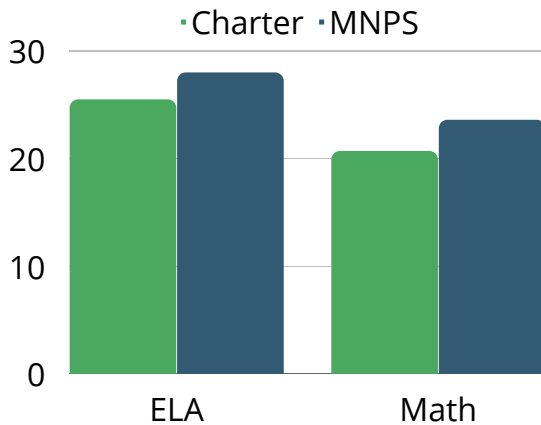
NASHVILLE COLLEGIATE PREP

MISSION

Nashville Collegiate Prep provides a personalized, engaged, supported, and challenging environment that will strengthen students academically, socially, and emotionally. Students will leave NCP with the skills and mindset necessary to not only face reality but create improvements for the next generation.

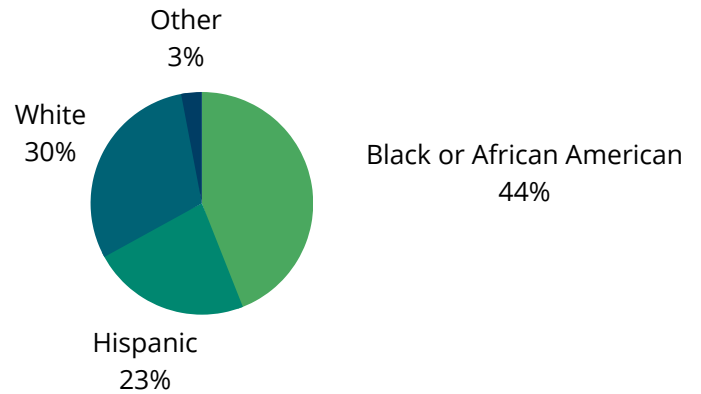
PROFICIENCY

School Performance Compared to Resident District



DEMOGRAPHICS

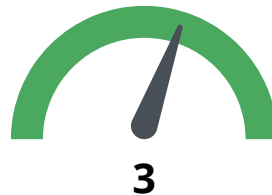
Student Information



ENROLLMENT

318 Students Enrolled

TVAAS



GRADES

K-5 Grades Served

School Performance

Measure	Rating
Academic Performance	Does Not Meet
Financial Performance	TBD
Organizational Performance	Meets Standards 29



Nashville Collegiate Prep

General Information		
School Name	Nashville Collegiate Prep	
Governing Board	ReThink Forward, Inc.	
Charter Management Organization	Noble Education Initiative	
Contracted Services	N/A	
Address	1638 Bell Road, Nashville, TN 37211	
Phone	(615) 747-6059	
Website	https://www.nashvillecollegiate.org/	
School Leader	Christine Stoudt, principal@nashvillecollegiate.org	
Model	Learning Community Model	
Operating Status	Open and operating	
Year Opened	2021	
Grades Served in 2021-22	K-5 (expanding to K-8)	
Enrollment in 2021-22	318 students	
Approved Waivers	View here	
Other Information		
Population	School	Metro Nashville Public Schools
Black/Hispanic/Native American	68%	71%
Economically Disadvantaged	32%	35%
Students with Disabilities	<5%	12%
English Learners	30%	27%



A Message From Nashville Collegiate Prep

Nashville Collegiate Prep (NCP) opened its doors for its inaugural school year on August 10, 2021. Our first year of operation was filled with success thanks to the hard work of teachers, staff, students, and parents. NCP worked to provide an engaged, supportive, and rigorous classroom experience to all our students through our unique classroom community model. The students rose to the challenge and the NCP Lion Pride was born!

NCP's core values include a belief that great schools enroll families, not just students. We deeply value making NCP a second "home" in the community where teachers, leaders, students, and families feel safe, supported, and loved. As such, family engagement is a vital part of NCP's culture. To engage with our families outside of the school walls, NCP hosted several community/family events, including Math and Literacy Night, Family Bowling Night, Family Rock Climbing Night, and Coffee Chat with the Principal and Community Members at a local coffee shop. We also continued to engage the community by hosting a Kindergarten Open House and seven school Information Sessions throughout the school year. NCP also offered Chess, Crochet, Game Board, Dance, and Art clubs in its first year of operation.

At NCP, we believe that leaders model the practices they want to permeate classrooms. As such, we took opportunities to recognize our staff who went above and beyond in their efforts to serve students. ROCK STAR awards were presented to staff members monthly and three of NCP's employees were recognized as New Teacher of the Year, Staff Member of the Year, and Teacher of the Year. Additionally, we emphasized the importance of our core values in students by recognizing them in an award ceremony; students were awarded certificates for character trait awards such as integrity and courage.

After a successful opening year, NCP looks forward to continued growth and offering a thriving school option to everyone in our community.



I. Academic Performance

DOES NOT MEET

The academic performance for Nashville Collegiate Prep in 2021-22 based on the Commission’s School Performance Framework is as follows:

INDICATORS AND MEASURES	SCHOOL PERFORMANCE	RATING
STUDENT ACHIEVEMENT		
Absolute performance in ELA	25.5% scoring on-track/mastered	Does Not Meet
Absolute performance in math	20.7% scoring on-track/mastered	Does Not Meet
Growth	TVAAS Level 3 Composite	Meets Standard
Chronic Absenteeism	26.23% chronically absent	Falls Far Below
English Language Proficiency Assessment	39.3% meeting or exceeding growth standard	Falls Far Below
COMPARATIVE PERFORMANCE		
School comparative performance to Metro Nashville Public Schools (“MNPS”) in ELA	MNPS 28.0% in grades 3-4	Meets Standard
School comparative performance to MNPS in math	MNPS 23.6% in grades 3-4	Meets Standard

II. Financial Performance

TBD

The financial performance for Nashville Collegiate Prep in 2021-22 is as follows:

INDICATORS AND MEASURES	RATING
NEAR TERM FINANCIAL HEALTH	
Current Ratio	TBD
Unrestricted Days Cash	TBD
Enrollment Variance	Meets Standard
Debt Default	TBD
FINANCIAL SUSTAINABILITY	
Total Margin	TBD
Debt to Asset Ratio	TBD
Cash Flow	TBD
Debt Service Coverage Ratio	TBD

III. **Organizational Performance**

MEETS STANDARD

The organizational performance for Nashville Collegiate Prep in 2021-22 is as follows:

INDICATORS AND MEASURES	RATING
EDUCATION PROGRAM COMPLIANCE	
Charter Terms	Meets Standard
Compliance with Education Requirements	Meets Standard
Students with Disabilities Rights	Meets Standard
English Language Learner Rights	Meets Standard
FINANCIAL MANAGEMENT AND OVERSIGHT	
Financial Reporting and Compliance Reporting	Meets Standard
Generally Accepted Accounting Principles	TBD
GOVERNANCE AND REPORTING	
Governance Requirements	Meets Standard
Accountability of Management	Meets Standard
Reporting Requirements	Meets Standard
STUDENT AND EMPLOYEE RIGHTS AND REQUIREMENTS	
Rights of Students	Meets Standard
Attendance	Meets Standard
Credentialing	Meets Standard
Employment Rights	Meets Standard
Background Checks	Meets Standard
SCHOOL ENVIRONMENT	
Facilities and Transportation	Meets Standard
Health and Safety	Meets Standard
Information Handling	Meets Standard
ADDITIONAL OBLIGATIONS	
All Other Obligations	Meets Standard