



TENNESSEE

PUBLIC CHARTER SCHOOL COMMISSION

SY23-24 WRAP UP

JULY 25, 2024

PORTFOLIO OVERVIEW



SY23-24 PORTFOLIO OVERVIEW

School Name	Grades Served	Geographic Region	Enrollment
Bluff City High School	9-12	Memphis	478
Cornerstone Prep Denver Campus	K-5	Memphis	628
Cornerstone Prep School	K-1	Memphis	522
KIPP Antioch College Prep Elementary	K-4	Nashville	116
KIPP Antioch College Prep Middle	5-8	Nashville	613
KIPP Antioch Global High School	9	Nashville	53
Libertas School of Memphis	K-5	Memphis	394
LEAD Neely's Bend	5-8	Nashville	347
Lester Prep	6-8	Memphis	219
Nashville Collegiate Prep	K-7	Nashville	288
Promise Academy Spring Hill	K-5	Memphis	415
Rocketship Dream Community Prep	K-4	Nashville	610
Tennessee Nature Academy	5-6	Nashville	113



STATE AND LOCAL DISTRICT

District (2022-2023)	% BHN	% ED	% EL	% SWD
State of Tennessee	38%	30%	8%	14%
Memphis-Shelby County Schools	93%	55%	13%	11%
Metro Nashville Public Schools	71%	37%	28%	13%
Tennessee Public Charter School Commission	81%	48%	20%	12%



Source: TDOE SY22-23 Profile Data Files - District Level. Accessed via Data Downloads

STATE AND LOCAL DISTRICT

District (2022-23)	% BHN	% ED	% EL	% SWD
State of Tennessee	38%	30%	8%	14%
Memphis-Shelby County Schools	93%	55%	13%	11%
Tennessee Public Charter School Commission	81%	48%	20%	12%

School Name (2023-24)	% BHN	% ED	% EL	% SWD
Bluff City High School	97.5%	49.2%	9.4%	10.3%
Cornerstone Prep Denver Campus	98.9%	25.0%	<1%	13.9%
Cornerstone Prep School	96.2%	22.2%	15.1%	32.1%
Libertas School of Memphis	86.7%	29.9%	<1%	20.7%
Lester Prep	99.1%	79.9%	3.2%	17.8%
Promise Academy Spring Hill	99.4%	41.7%	2.3%	13.5%



Sources: TDOE SY22-23 Profile Data Files - District Level. Accessed via Data Downloads.
EIS Extract - October 1.

STATE AND LOCAL DISTRICT

District (2022-23)	% BHN	% ED	% EL	% SWD
State of Tennessee	38%	30%	8%	14%
Metro Nashville Public Schools	71%	37%	28%	13%
Tennessee Public Charter School Commission	81%	48%	20%	12%

School Name (2023-24)	% BHN	% ED	% EL	% SWD
KIPP Antioch College Prep Elementary	63.5%	19.8%	34.1%	8.1%
KIPP Antioch College Prep Middle	66.3%	26.1%	15.3%	9.6%
KIPP Antioch Global High School	74.1%	62.3%	22.4%	18.1%
LEAD Neely's Bend	85.8%	58.5%	25.0%	15.6%
Nashville Collegiate Prep	70.5%	35.4%	34.6%	8.0%
Rocketship Dream Community Prep	91.4%	83.0%	33.0%	9.9%
Tennessee Nature Academy	58.4%	14.2%	17.7%	12.4%

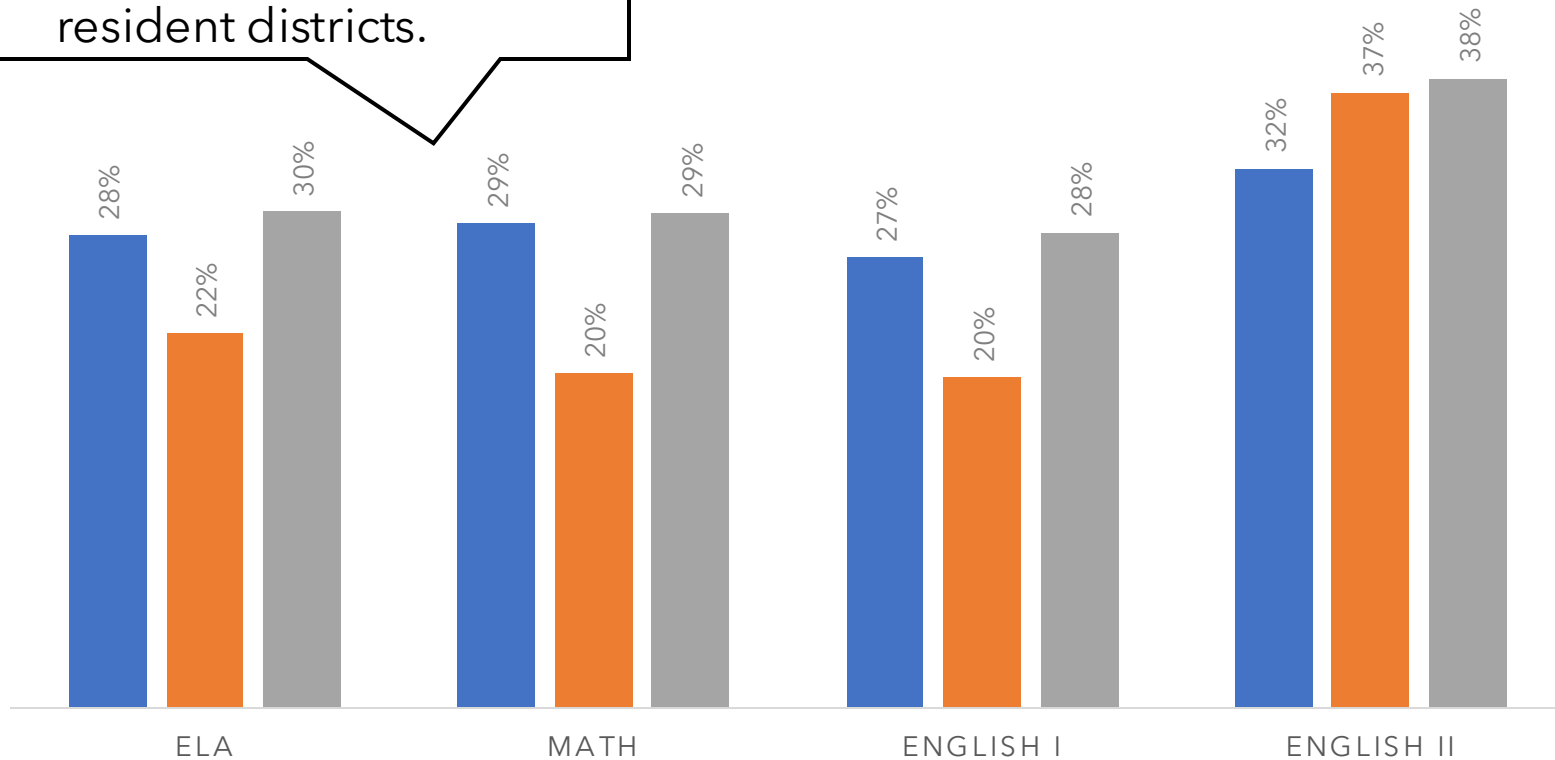


Sources: TDOE SY22-23 Profile Data Files - District Level. Accessed via Data Downloads.
EIS Extract - October 1.

PRELIMINARY ASSESSMENT DATA FOR SY23-24 TCAP

The Commission's district average success rate is generally similar to or outperforms the resident districts.

■ TPCSC ■ MSCS ■ MNPS



Source: TDOE SY23-24 Assessment Files. Accessed via Data Downloads

SY23-24 ACADEMIC PERFORMANCE PREVIEW

- Estimated performance on the comparative section of the Academic Framework:
 - Nine out of twelve schools on track to meet standard.
- Final comparative data, TVAAS, and mission-specific goals will be evaluated in the fall as data is released.
- Final academic performance will be published in the Annual Report due by January 1, 2025.



THIRD AND FOURTH GRADE PROMOTION PATHWAYS



TERMS

- Proficiency vs. Performance Level:
 - The TCAP typically has four performance levels: below expectations, approaching expectations, met expectations, and exceeded expectations.
 - The performance levels met expectations and exceeded expectations are considered proficient.
 - There are different pathways for students based on their performance level.
- There will also be references to a cohort, meaning students who were in one grade level during one school year and in the next grade level the next year.

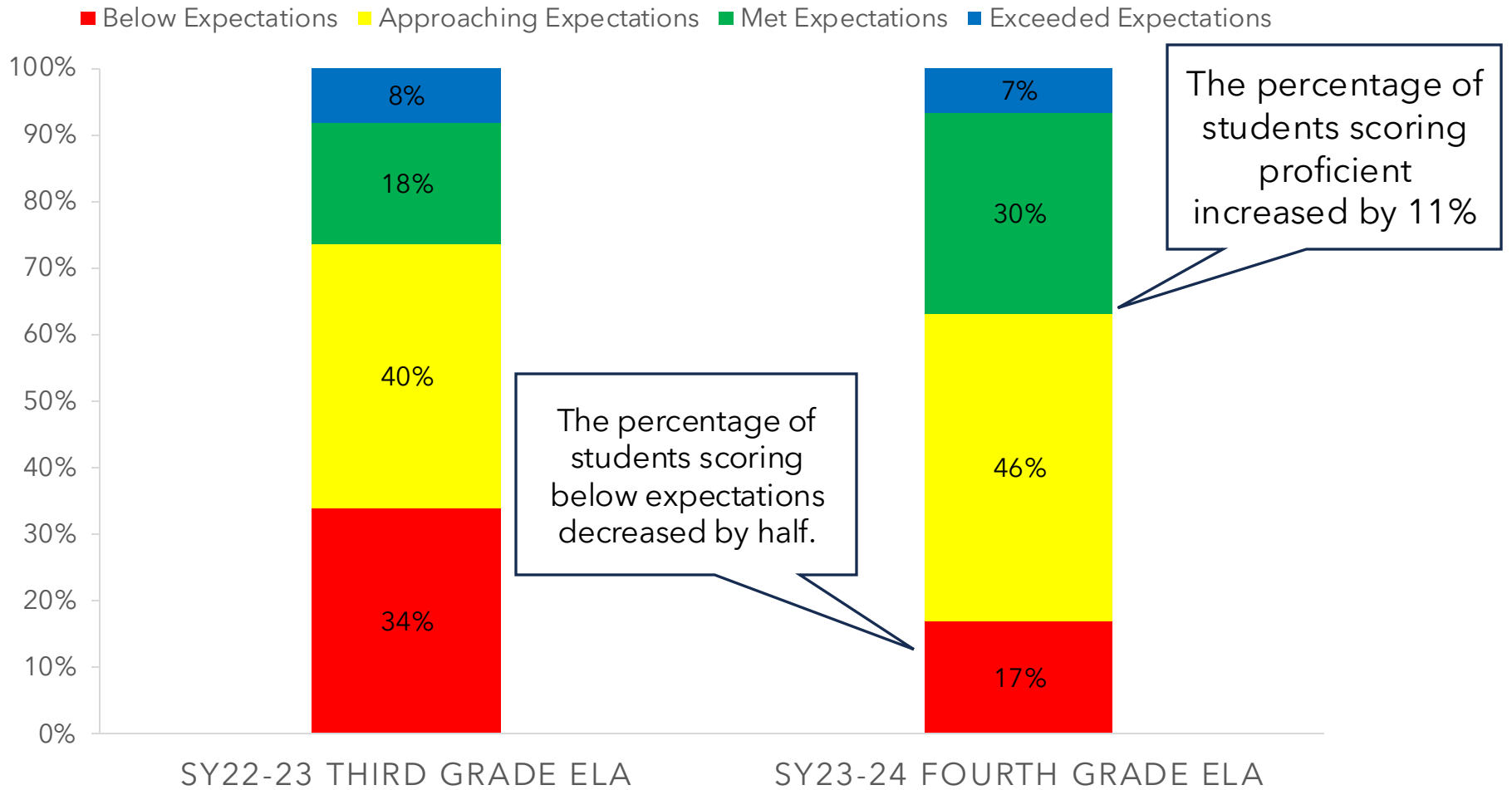


THIRD AND FOURTH GRADE PROMOTION PATHWAYS

- In 2021, T.C.A. § 49-6-3115 passed focusing on third grade reading proficiency as measured by the TCAP. It took effect during SY22-23.
- SY22-23 Pathways from Third to Fourth Grade:
 - Promotion without additional supports in fourth grade
 - Promotion by exemption
 - Promotion by appeal
 - Promotion with tutoring - “adequate growth pathway”
 - Retention
- Additions for SY23-24: students on the adequate growth pathway may be promoted from fourth to fifth grade with tutoring as determined from a parent/teacher conference. Additional promotion pathways to fourth grade based on benchmark percentiles.



COHORT COMPARISON: ELA



PATHWAY OUTCOMES: ADEQUATE GROWTH



WHAT WERE THE OUTCOMES FROM SY22-23 TO SY23-24?

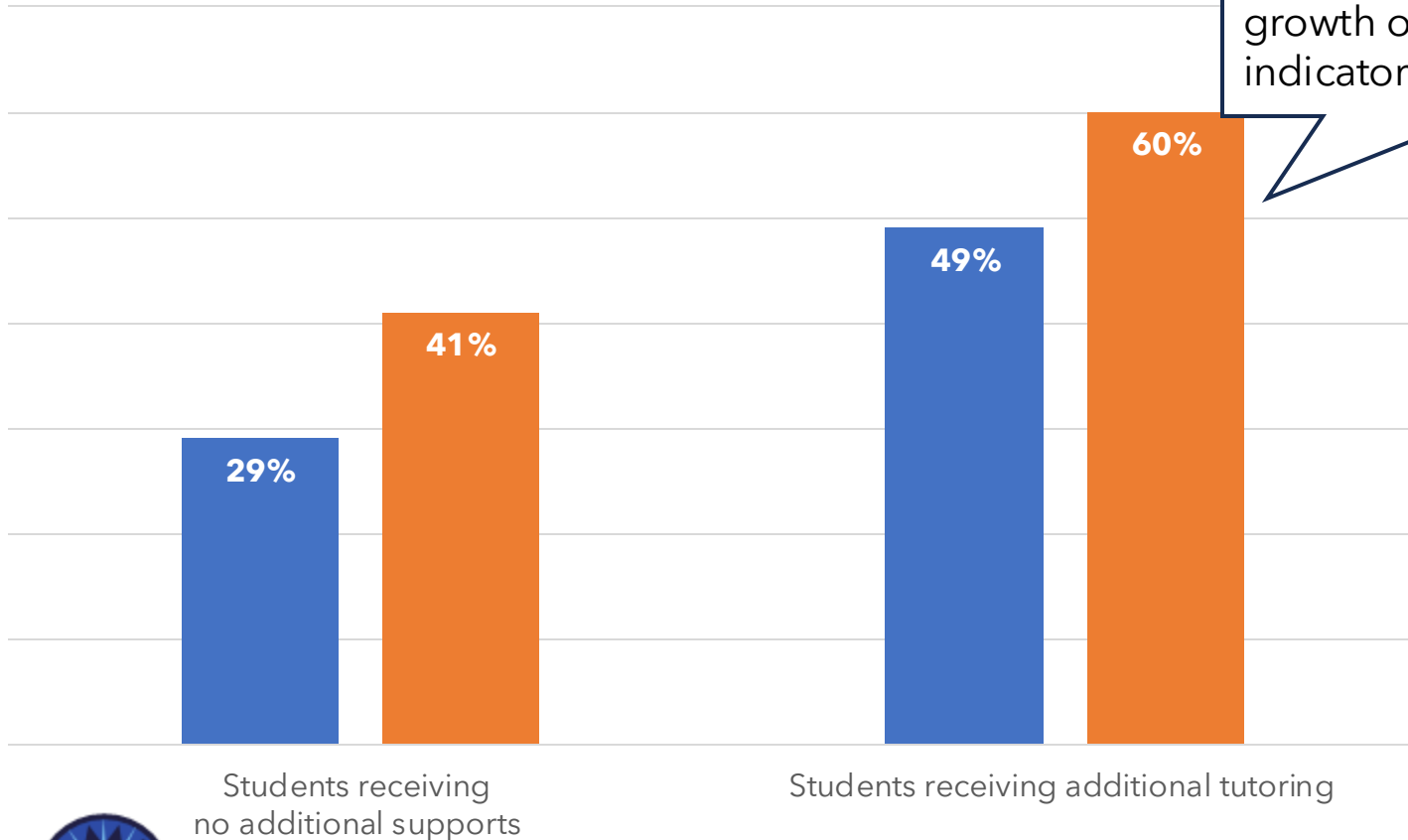
- About 27% of the fourth-grade students in Commission schools were promoted to fourth grade on the adequate growth pathway.
 - These students are required to increase their probability of being proficient by a specific target based on their previous data to be promoted to fifth grade - "meet adequate growth."
- For students on the adequate growth pathway during SY23-24:
 - 60% met their adequate growth target
 - 40% did not meet their adequate growth target



WHAT WERE THE OUTCOMES FOR STUDENTS WHO RECEIVED ADDITIONAL TUTORING?

- Percentage of Students Increasing Their Performance Level
- Percentage of Students Meeting Adequate Growth Target

Students who received additional tutoring in fourth grade demonstrated more growth on available indicators.



FORWARD LOOKING

- Commission staff is working with schools on third and fourth grade promotion pathways determinations.
- Pathways will be finalized later this summer.



BLUFF CITY PLAN OF CORRECTION

- Bluff City High School is currently on probationary status for SY23-24.
- The Commission staff meet bi-monthly with the operator to review progress within the plan of correction.
- The plan of correction was developed and implemented by the school operator. The Commission reviewed the school's progress toward their improvement objectives at their closeout meeting on July 15th.



BLUFF CITY PLAN OF CORRECTION

Improvement Objective	Notes	Internal Sub-Indicators
<p>Increase academic achievement in ELA and Math to meet AMO targets annually on each EOC tested subject.</p>	<p>Met 4 out of 7 sub-indicators for internal academic proficiency</p> <p>ELA: estimated proficiency increase of 5%</p> <p>Math: TBD</p>	<p>ELA: On Track</p> <p>Math: TBD</p>
<p>Increase annual student growth as measured by TVAAS</p>	<p>RTI2 implemented successfully with more students moving toward grade level in Tier 2 and 3.</p> <p>Met 6 out of 7 sub-indicators for internal student growth.</p>	<p>TVAAS: TBD</p>
<p>Increase the percentage of students prepared for post-secondary success to meet AMO goals.</p>	<p>Will have updates on ACT, graduation rate, and the Ready Graduate Indicator in the fall.</p>	<p>TBD</p>



BLUFF CITY PLAN OF CORRECTION

Improvement Objective	Notes	Internal Sub-Indicators
Decrease chronic absenteeism to meet AMO target annually.	SY23-24 estimate is 56%. This meets goal. SY22-23 rate was 66%	On Track
School will maintain an ADM of 476 students.	SY23-24 ADM is 478 students.	On Track
School will reduce the number of suspension to under 35 unique suspensions per year not including zero tolerance.	Unique suspensions in SY23-24: 74 Unique suspensions in SY22-23: 70	Off Track



BLUFF CITY PLAN OF CORRECTION

- Once accountability data is released, the Commission will fully evaluate Bluff City's performance in alignment with their plan of correction. Items that will be considered for a recommendation to the Commission:
 - Math proficiency data, currently have ELA estimates
 - School letter grade
 - TVAAS
 - Priority school lists
- Staff will bring a recommendation to the Commission regarding Bluff City's probationary status at the October 2024 meeting.



NETWORK TRANSITION

- In March 2024, the Commission approved a charter agreement amendment to allow Bluff City's network, previously GreenDot TN, to transition to Iota Public Schools, effective 7/1.
- The Commission meets weekly with the operator regarding all components of the transition checklist.
- The operator is on track to complete the checklist as outlined for a strong start to SY24-25.





TENNESSEE

PUBLIC CHARTER SCHOOL COMMISSION