

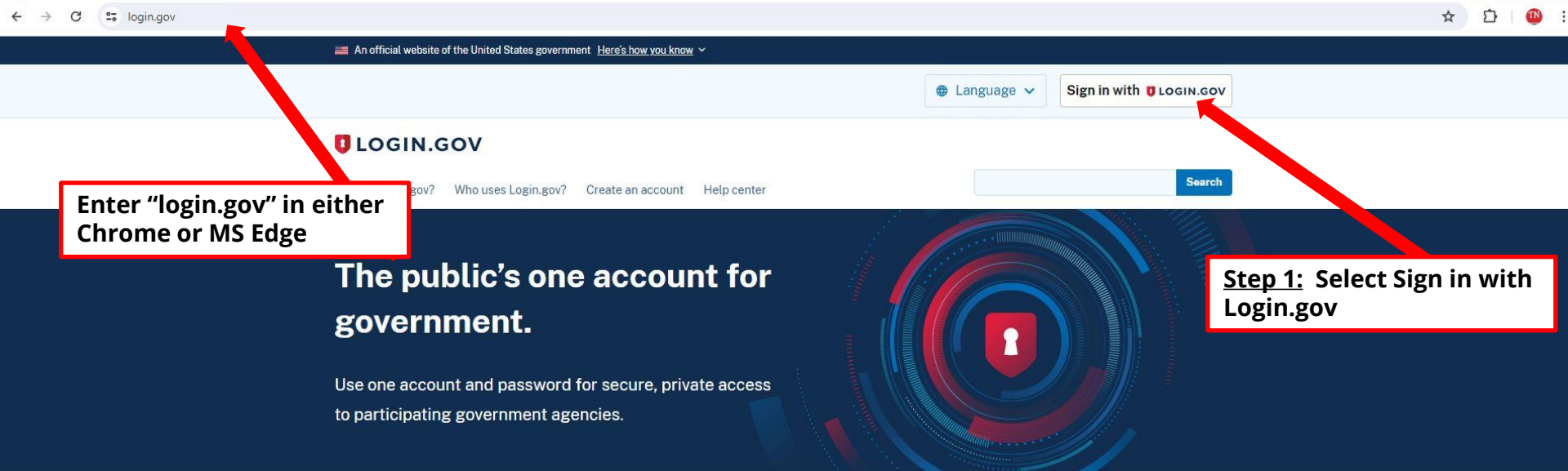


Department of

Veterans Services

Create a Login.Gov Account for VetraSpec Benefits Claims Submissions

Create a Login.Gov Account for VetraSpec Benefits Claims Submissions



Enter "login.gov" in either Chrome or MS Edge

Step 1: Select Sign in with Login.gov

Login.gov is for you

Individuals

Use one account for secure, private access to participating government agencies.

[Learn about Login.gov >](#)

Agency partners

Protect your users' information with the highest standards of digital security and user experience. Login.gov handles software development, security operations, and customer support so you don't have to.

[Become a partner >](#)

Agency developers

Developer resources, real-time support and modern tools to help you implement and deploy your application with Login.gov

[See developer guide >](#)

TN

Department of
Veterans Services

Create a Login.Gov Account for VetraSpec Benefits Claims Submissions

LOGIN.GOV

Sign in Create an account

Sign in for existing users

Email address

Password

Show password

Sign in

[Sign in with your government employee ID](#)

[Forgot your password?](#)

[Security Practices and Privacy Act Statement](#)

[Privacy Act Statement](#)

Step 2: Create an account

Pro Tip: At this point, please insert your VA PIV Card. Login.Gov will recognize it as an option to validate your account.

Create a Login.Gov Account for VetraSpec Benefits Claims Submissions

LOGIN.GOV

Sign in Create an account

Create an account for new users

Enter your email address

ronald.dvorsky@tn.gov

Select your email language preference
Login.gov allows you to receive your email communications in English, Spanish or French.

English (default)
 Español
 Français

I read and accept the Login.gov [Rules of Use](#)

Submit

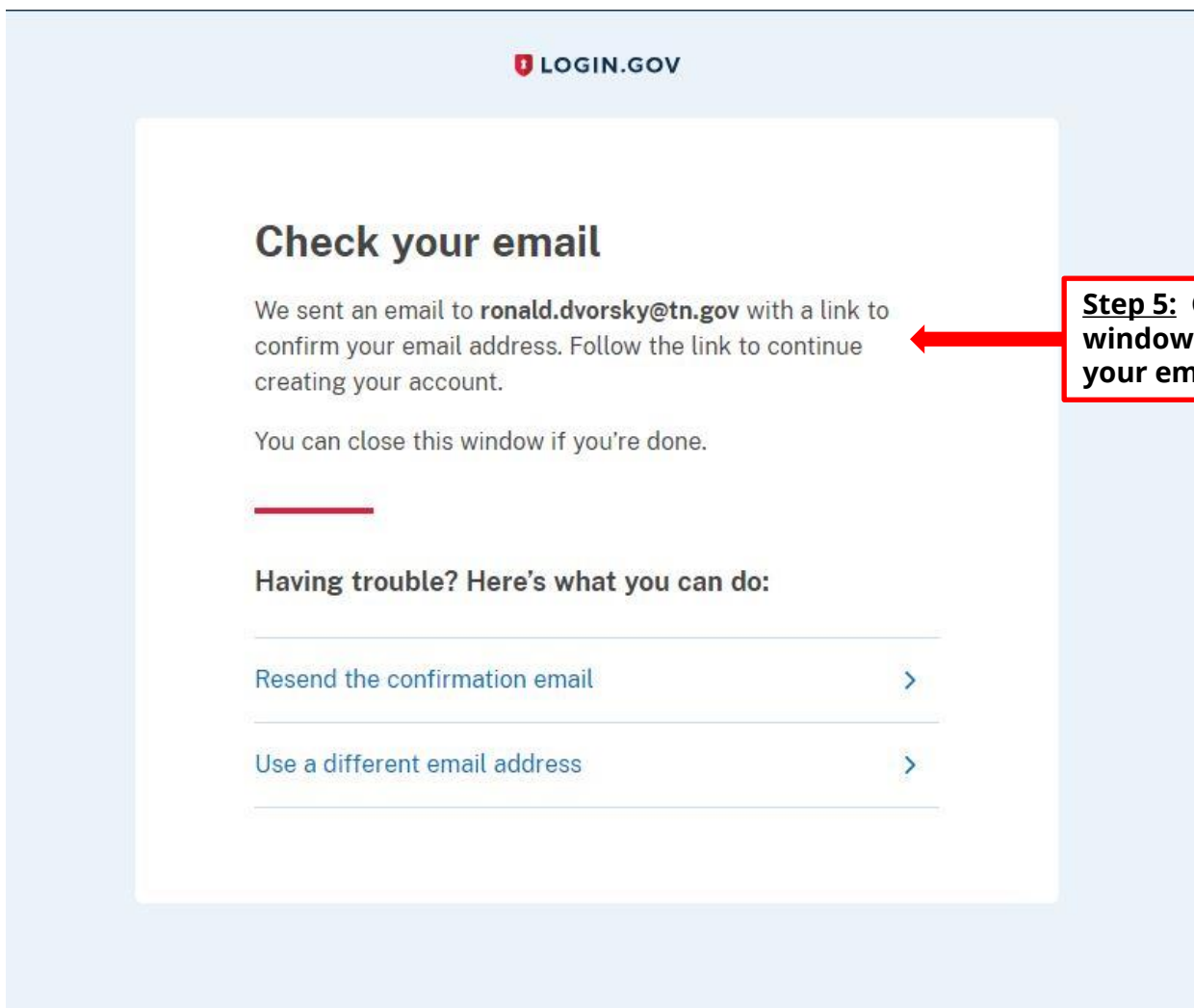
[Cancel](#)

[Security Practices and Privacy Act Statement](#)

Step 3: Enter work email address, Choose your language and check the box

Step 4: Click submit

Create a Login.Gov Account for VetraSpec Benefits Claims Submissions




Step 5: Close this window and check your email




Create a Login.Gov Account for VetraSpec Benefit Claim Submissions

[EXTERNAL] Confirm your email

 Login.gov <no-reply@login.gov>
To: Ronald Dvorsky

Retention Policy 90 Day Delete (90 days)

 If there are problems with how this message is displayed, click here to view it in a web browser.

Expires 8/23/2024

  Reply  Reply All  Forward  

Sat 5/25/2024 8:45 AM

*** This is an EXTERNAL email. Please exercise caution. DO NOT open attachments or click links from unknown senders or unexpected email - STS-Security. ***

 LOGIN.GOV

Confirm your email

Thanks for submitting your email address. Please click the link below or copy and paste the entire link into your browser. This link will expire in 24 hours.

[Confirm Email Address](#)

Step 6: Click Confirm Email Address

Please do not reply to this message. If you need help, visit login.gov/help/

[About Login.gov](#) | [Privacy policy](#)

Sent at 2024-05-25T13:44:30.018874Z

TN

Department of
Veterans Services

Create a Login.Gov Account for VetraSpec Benefits Claims Submissions

LOGIN.GOV

✔ You have confirmed your email address

Create a strong password

Your password must be **12 characters** or longer. Don't use common phrases or repeated characters, like abc or 111.

Password

Confirm password

Show password

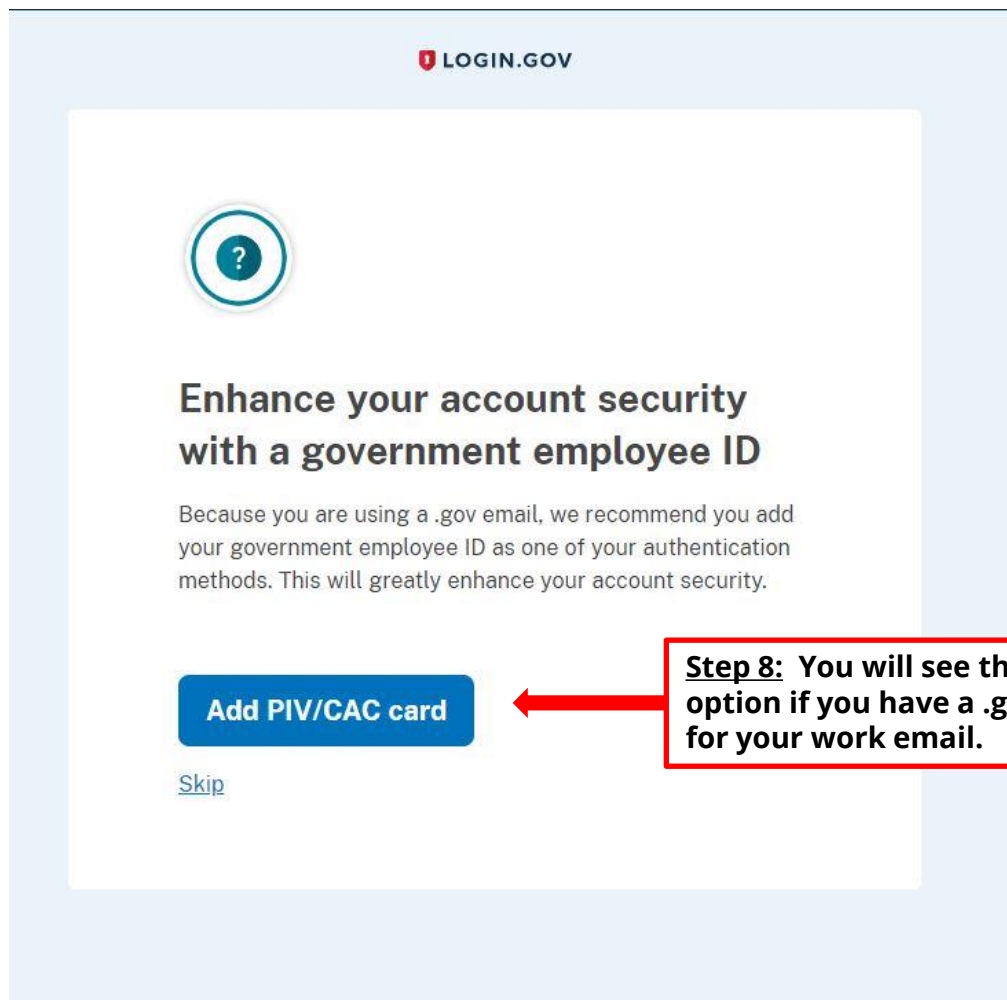
Continue

Password safety tips +

[Cancel account creation](#)

Step 7: Create and confirm password and click continue

Create a Login.Gov Account for VetraSpec Benefits Claims Submissions



The screenshot shows the Login.Gov interface. At the top, the 'LOGIN.GOV' logo is visible. Below it is a circular icon with a question mark. The main heading reads 'Enhance your account security with a government employee ID'. A paragraph explains that because a .gov email is used, adding a government employee ID is recommended for authentication. A blue button labeled 'Add PIV/CAC card' is prominent, with a red arrow pointing to it from a callout box. Below the button is a 'Skip' link.

LOGIN.GOV

?

Enhance your account security with a government employee ID

Because you are using a .gov email, we recommend you add your government employee ID as one of your authentication methods. This will greatly enhance your account security.

Add PIV/CAC card

[Skip](#)

Note: Please continue if you do not see this page

Step 8: You will see this option if you have a .gov for your work email.

Create a Login.Gov Account for VetraSpec Benefits Claims Submissions

LOGIN.GOV

Add your PIV or CAC

Set up your PIV or CAC as a two-factor authentication method so you can use it to sign in.

- 1 Give it a nickname**

If you add more than one PIV/CAC, you'll know which one's which.
- 2 Insert your PIV/CAC into your card reader**
- 3 Add your PIV/CAC**

You'll need to **choose a certificate** (the right one likely has your name in it) and **enter your PIN** (your PIN was created when you set up your PIV/CAC).

[Cancel](#)

Step 9: Add a nickname i.e. PIV, PIV Card, Susan's PIV, ect.

Step 10: Click Add PIV/CAC Card

Create a Login.Gov Account for VetraSpec Benefits Claims Submissions

Select a certificate

Select a certificate to authenticate yourself to

Subject	Issuer	Serial
RONALD DVORSKY (Affiliate)	U.S. Government	

Step 11: Select your certificate and your PIV Pin

Certificate information

OK

Cancel

Create a Login.Gov Account for VetraSpec Benefits Claims Submissions

LOGIN.GOV



You've added your first authentication method! Add a second method as a backup.

Adding another authentication method prevents you from getting locked out of your account if you lose one of your methods.

[Add another method](#)

[Skip for now](#)

Step 12: You can add another method of cell number, email address as an additional authentication factor.

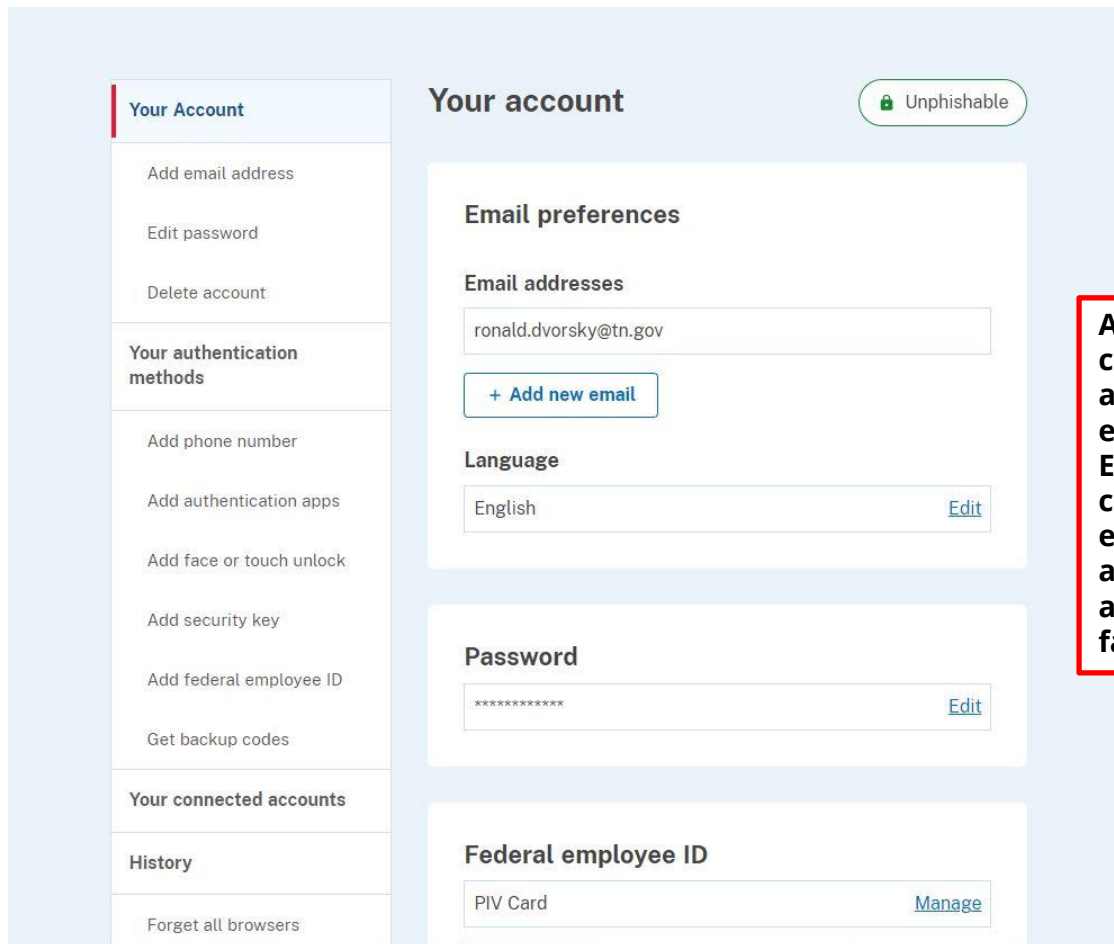
TN

Department of
Veterans Services

Create a Login.Gov Account for VetraSpec Benefits Claims Submissions

 LOGIN.GOV

Welcome ronald.dvorsky@tn.gov | [Sign out](#)



Your Account

- Add email address
- Edit password
- Delete account

Your authentication methods

- Add phone number
- Add authentication apps
- Add face or touch unlock
- Add security key
- Add federal employee ID
- Get backup codes

Your connected accounts

History

- Forget all browsers

Your account Unphishable

Email preferences

Email addresses

ronald.dvorsky@tn.gov

[+ Add new email](#)

Language

English [Edit](#)

Password

***** [Edit](#)

Federal employee ID


PIV Card [Manage](#)

At anytime, you can access your account to add edit Federal Employee ID (PIV), cell number, email address as an additional authentication factor.

TN

Department of
Veterans Services

Create a Login.Gov Account for VetraSpec Benefits Claims Submissions


 LOGIN.GOV

Add a phone number

We'll send you a one-time code each time you sign in.

Message and data rates may apply. Do not use web-based (VOIP) phone services or premium rate (toll) phone numbers.

Phone number

 6156300246

How you'll get your code

Text message (SMS) Phone call

You can change this anytime. If you use a landline number, select "Phone call."

Send code

This site is protected by reCAPTCHA and the Google [Privacy Policy](#) and [Terms of Service](#) apply. Read Login.gov's [Mobile Terms of Use](#).

[Cancel](#)

Create a Login.Gov Account for VetraSpec Benefits Claims Submissions

✔ A phone was added to your account.

Your Account

- Add email address
- Edit password
- Delete account

Your authentication methods

- Add phone number
- Add authentication apps
- Add face or touch unlock
- Add security key
- Add federal employee ID
- Get backup codes

Your connected accounts

History

- Forget all browsers

Your account

Email preferences

Email addresses

ronald.dvorsky@tn.gov

[+ Add new email](#)

Language

English [Edit](#)

Password

***** [Edit](#)

Phone numbers

+1 615-630-0246 [Manage](#)

Questions/Issues

Recommended slide updates or changes, please contact:
Ron Dvorsky, Training Director
Ronald.dvorsky@tn.gov

