



Department of


**Labor & Workforce  
Development**

**Labor Market  
Information/Finding  
Demand/Suitable Employment**

# What is LMI/ Demand?

**Labor market information (LMI) is data (and the analysis of that data) related to employment and the workforce. The goal of LMI is to help customers make informed plans, choices, and decisions.**

**Demand is a type of Labor Market Information that gives a reasonable expectation (not necessarily a guarantee) of employment following the completion of occupational training.**



# How do We Use LMI & Demand?

- **To determine if criteria three (3) for a TAA training request has been met (Training must be in occupations for which an identifiable demand exists in the local labor market.)**
- **To assist participants with doing meaningful job searches**
- **To help participants decide what TAA services they would like to pursue (Training, job search allowance, etc.)**



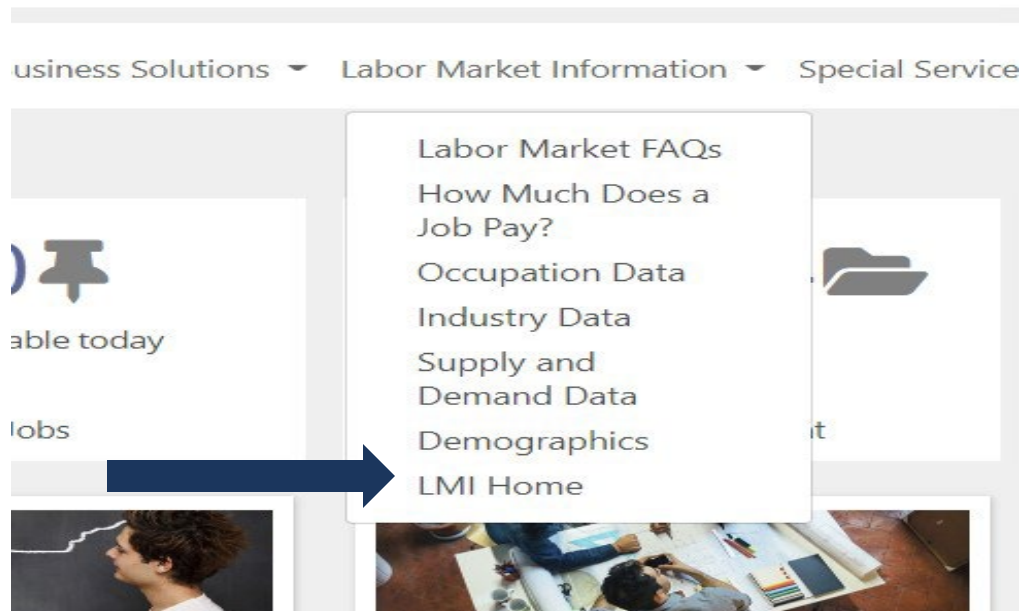
# What Can Be Used To Show Demand?

- **The Cluster located under Labor Market Information by Occupation, located on Jobs4TN.gov (*preferred method*).**
- **The training facility placement rate, obtained from the training facility.**
- **A letter from an employer that indicates an offer of employment to the person requesting training in the occupation they will be trained in.**
- ***At least* three (3) newspaper advertisements for the specific occupation (ads must include newspaper's date line with name and date of paper) in labor market area.**
- **News article/news release concerning growth of a particular occupation in labor market area.**

# Supply And Demand in Jobs4TN

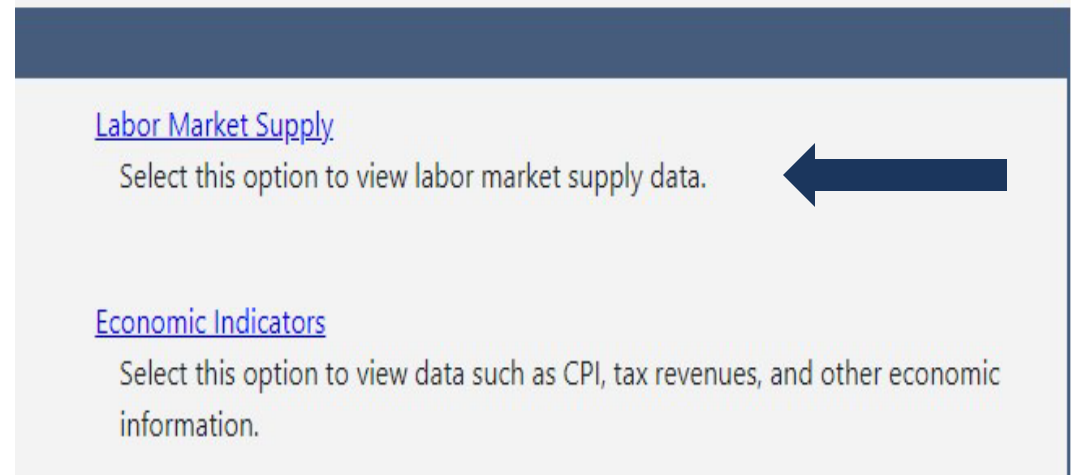
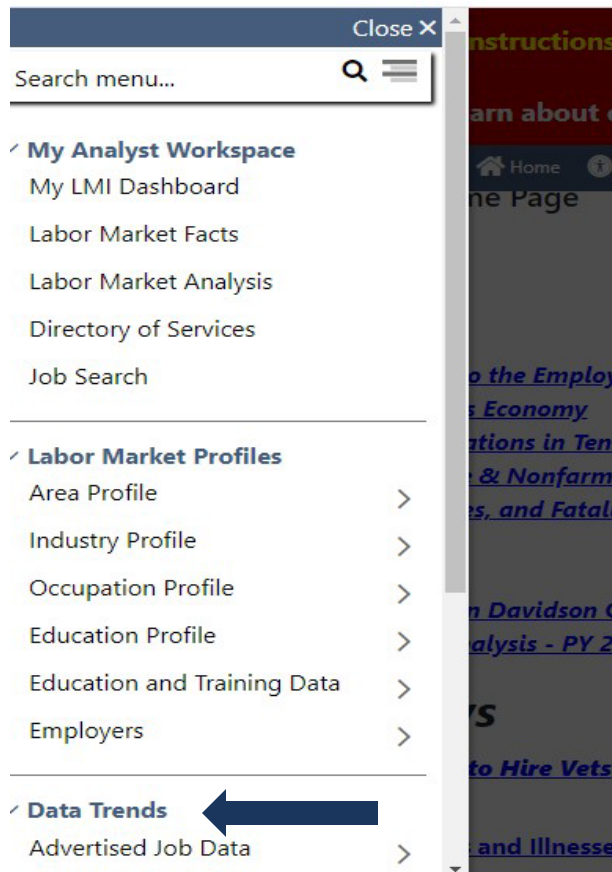
## To locate Supply and Demand Information on Jobs4TN:

- On the J4TN home page, go to Labor Market Information
- Click LMI Home in the drop down box



# Supply And Demand in Jobs4TN

- Pull out the left pop-out menu (3 lines at the upper left-hand side of the page) and scroll down to Data Trends
- Click Labor Market Supply



# Supply And Demand in Jobs4TN

- Click Labor Supply & Demand by Occupation
- Set the info to search for the area/occupation you want to look at



[Labor Supply and Demand by Occupation](#) - Select this option t

 indicates required fields.

**Occupations  
by Keyword**

**[Occupations  
by Group](#)**

**[Occupation  
Listing](#)**

**Area (click to change):** [Tennessee](#)

Time Period (click to change): [2019](#)

## Search for an occupation by keyword(s)

Type occupational keywords in the box and click the *Search* button. (e.g. Accountant)

# Supply And Demand in Jobs4TN



- You will get a list of suggested occupations - check the one that's the closest to the occupation you want to search for
- Click continue at the bottom of the page

## Search for an occupation by keyword(s)

---

Here is a list of occupations that matched your keyword search. Occupations are ranked based on how well they matched the keyword. The table below also indicates whether the keyword was found in the title or description of each occupation.

You may click on the matched indicator in the Occupation Description column to view the corresponding matches. To select an occupation, click on its title.

Score	Occupation	Occupation Title	Occupation Description	Select
50%	<a href="#">Welders, Cutters, Solderers, and Brazers (514121)</a>			<input checked="" type="checkbox"/>
25%	<a href="#">Pipelayers (472151)</a>			<input type="checkbox"/>

[ [Change search criteria](#) ]



# Supply And Demand in Jobs4TN

- On the next page under Labor Supply Table, click the link for that occupation that is listed under Cluster Title

## ☐ Labor Force Supply Table



The table below shows the Occupational Supply and Demand data for Welders, Cutters, Solderers, and Brazers in Tennessee in 2019.

Area	Time Period	Cluster Code	Cluster Title	Cluster Grade
<a href="#">Tennessee</a>	<a href="#">2019</a>	02.2500000	<a href="#">Construction Pathway - Construction Welding</a>	C - Favorable


Source: Tennessee Department of Labor and Workforce Development



# Supply And Demand in Jobs4TN



Labor Supply and Demand for Tennessee in 2019 for Construction Pathway - Construction Welding with cluster code 02.2500000

 For help click the information icon.

## Labor Supply and Demand



CLUSTER 02.2500000 Construction Pathway - Construction Welding  
The outlook for this cluster statewide is Favorable.  
Occupations in this cluster are expected to be IN DEMAND with employers.  
The growth rate is positive.  
There were more training completers in a recent year than job openings expected annually (but not more than 1.5 times as many training completers as job openings).


### DEMAND DATA

SOC CODE	SOC Title	Estimated Employment	Projected Employment	Average Annual Openings	Average Annual Growth	Annual Median Salary	Occupation Grade Points	Education
514121	Welders, Cutters, Solderers, and Brazers	10274	11051	1246	0.7	\$40194	High Demand	High school diploma or equivalent
514122	Welding, Soldering, and Brazing Machine Setters, O	1674	1603	173	-0.4	\$38140	High Demand	High school diploma or equivalent
	<b>Totals</b>	<b>11948</b>	<b>12654</b>	<b>1419</b>	<b>0.6</b>			



# Suitable Employment

TAA is a “work-first” program - therefore, a search for suitable employment is required before some services (training) may be requested



## Suitable Employment IS...

- Work of equal or higher skill level than the worker's past adversely affected employment
- Wages for the work are not less than 80 percent of the worker's average weekly wage
- Work that the worker has the necessary skills, education, and physical abilities to perform

# Suitable Employment

Suitable employment is NOT...

- Part-time Employment
- Temporary/Short Term Employment
- Threatened employment



# Questions??

